



US00D872567S

(12) **United States Design Patent**
Bond et al.

(10) **Patent No.:** **US D872,567 S**
(45) **Date of Patent:** **** Jan. 14, 2020**

(54) **WALL HANGER HOOK**

B63B 21/26; B65B 57/005; A61G
7/1051; A61G 7/1061; B66B

(71) Applicant: **Velcro BVBA**, Deinze (BE)

(Continued)

(72) Inventors: **Brian Michael Bond**, Woburn, MA
(US); **Derrick Slowikowski**,
Londonderry, NH (US); **Gregory K.**
Kopanski, Candia, NH (US); **Mark C.**
Matthews, Scituate, MA (US); **Jeffrey**
Mekler, Cambridge, MA (US); **Evan A.**
Hutker, Dedham, MA (US)

(56) **References Cited**

U.S. PATENT DOCUMENTS

D367,220 S * 2/1996 Bush D8/373
D382,464 S * 8/1997 McCoy D8/373

(Continued)

OTHER PUBLICATIONS

Pfister BRHMD1C Modern Robe Hook, Polished Chrome, posted
May 18, 2017, [retrieved Oct. 15, 2019]. Retrieved from Internet,
<URL: <https://www.amazon.ca/Pfister-BRHMD1C-Modern-Polished-Chrome/dp/B07235JYX4> >.*
Home > Entryway > Coat Racks & Wall Hooks > Crew Single Wall
Hooks in Colors, posted as early as 2016, [retrieved Oct. 15, 2019].
Retrieved from Internet, <URL: <https://www.roomandboard.com/catalog/entryway/coat-racks-and-wall-hooks/crew-single-wall-hooks-in-colors> >.*

(Continued)

Primary Examiner — Karen E Kearney
Assistant Examiner — Kristin E Reed
(74) *Attorney, Agent, or Firm* — Fish & Richardson P.C.

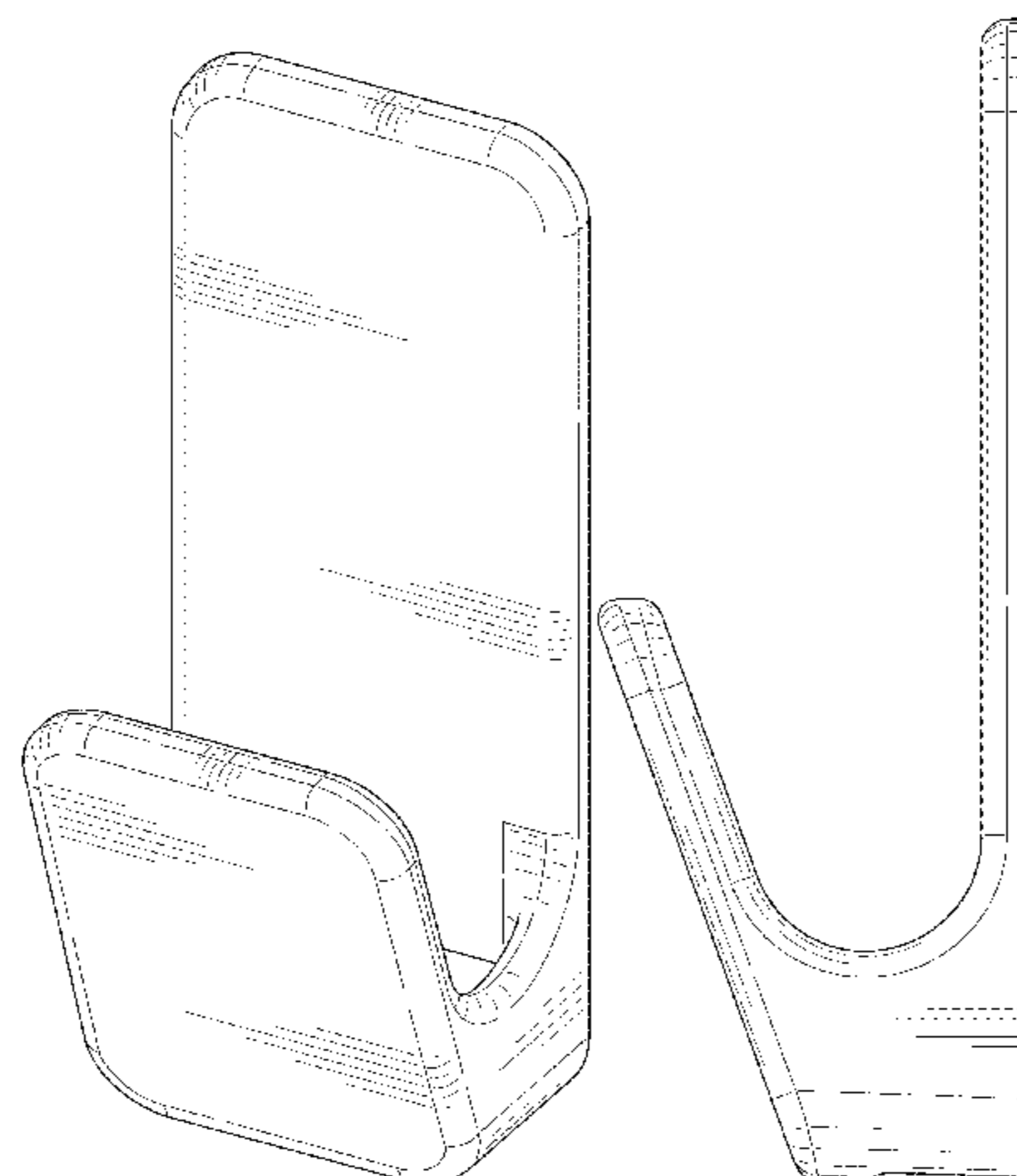
(57) **CLAIM**

The ornamental design for a wall hanger hook, as shown and
described.

DESCRIPTION

FIG. 1 is a front perspective view of the wall hanger hook.
FIG. 2 is a front view of the wall hanger hook.
FIG. 3 is a back view of the wall hanger hook.
FIG. 4 is a right side view of the wall hanger hook.
FIG. 5 is a left side view of the wall hanger hook.
FIG. 6 is a top view of the wall hanger hook.
FIG. 7 is a bottom view of the wall hanger hook; and,
FIG. 8 is a back perspective view of the wall hanger hook.
The broken (dot-dash) lines illustrate perimeters of the
surface areas that form no part of the claimed design.

1 Claim, 6 Drawing Sheets



(58) **Field of Classification Search**

CPC . 11/08; A62C 33/04; B08B 2203/0276; B21C 47/28; H02G 11/02; A01K 89/003; H04M 1/15; A01D 34/822; A47L 9/26; H04R 1/1033; Y10S 24/909; E05C 19/10; E05C 17/50; E05C 3/045; E05C 3/30; E05C 19/02; E05C 19/026; A47G 25/0614; A47G 25/18; A47G 25/32; A47G 7/047; A47G 7/045; A47G 7/042; A47G 7/044; F16B 12/44; F16B 12/46; F16B 5/0614; F16B 12/02; E04B 1/2612; E04B 2001/2415; E04B 1/5818; E04B 1/5831; A47B 88/0055; E04F 11/1812; F16L 1/0246; A01G 9/024; A01G 25/14; A01G 27/001; A01G 9/042; A01G 27/005; A01G 31/001; A01G 9/02; A01G 9/083; A01G 9/12

See application file for complete search history.

(56)

References Cited

U.S. PATENT DOCUMENTS

D596,930	S *	7/2009	Gaudron	D8/367
D621,243	S *	8/2010	Hill	D8/373
D663,609	S *	7/2012	Ogden, Jr.	D8/354
D699,097	S *	2/2014	Chung	D8/354
D704,542	S *	5/2014	Sudell	D8/356
D714,621	S *	10/2014	Pan	D8/367
D742,728	S *	11/2015	Ostler	D8/373
D743,955	S *	11/2015	Wu	D14/253
D790,456	S *	6/2017	Aiello	D13/107
2015/0129732	A1 *	5/2015	Propersi	F16M 13/022 248/304
2017/0360172	A1 *	12/2017	Moore	A45F 3/04

OTHER PUBLICATIONS

* cited by examiner

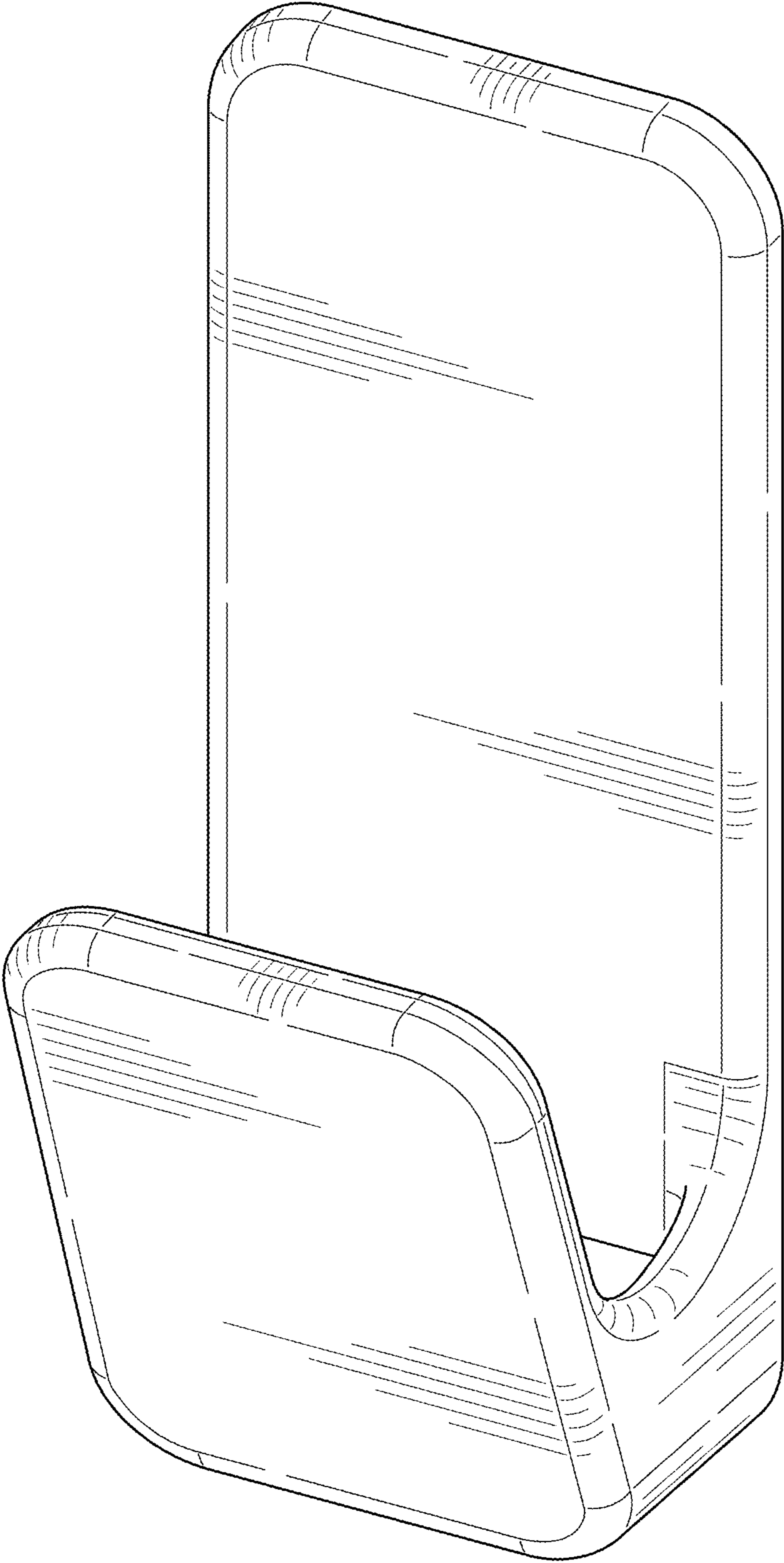


FIG. 1

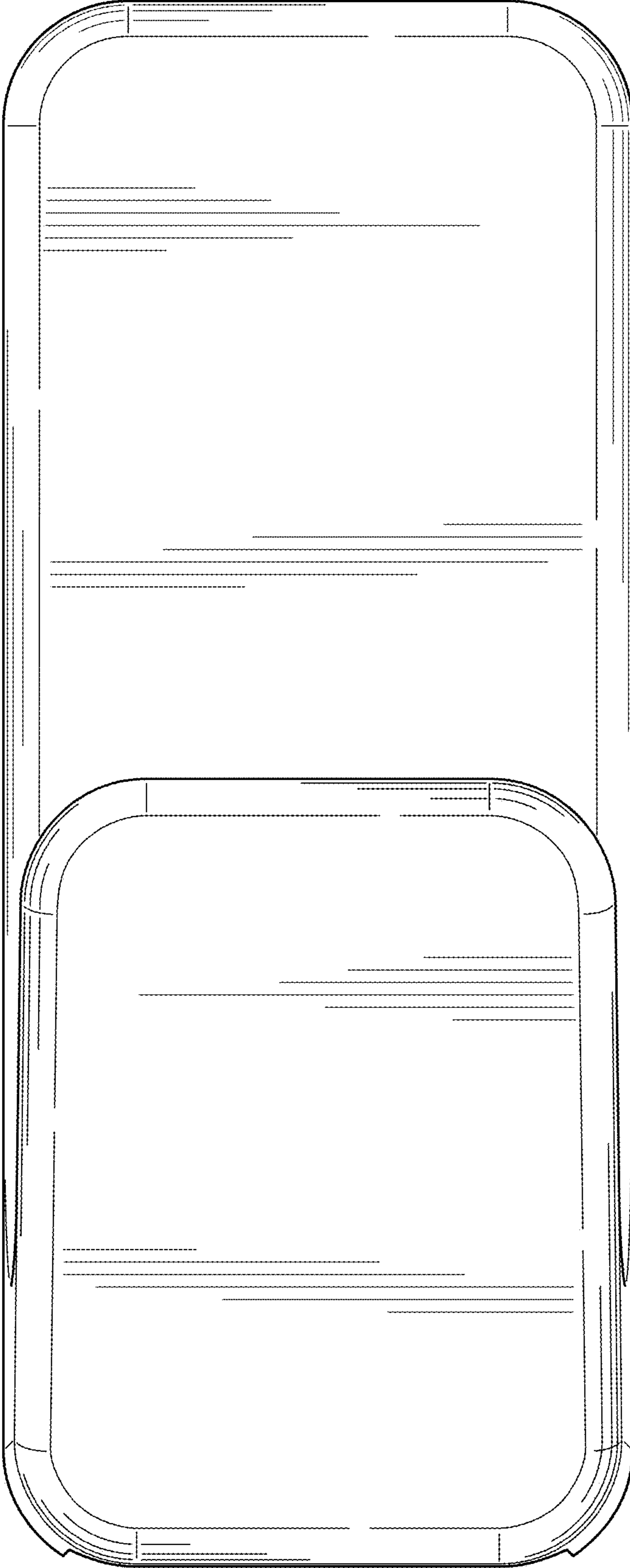


FIG. 2

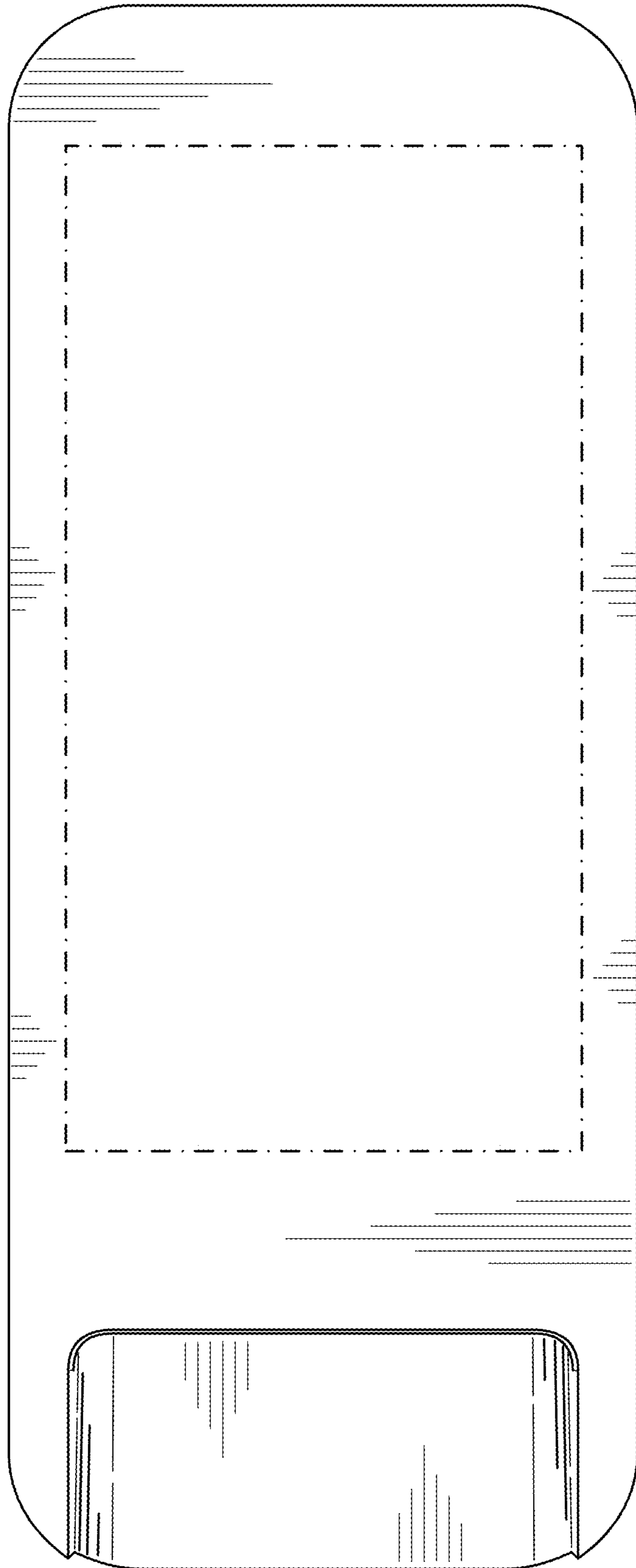


FIG. 3

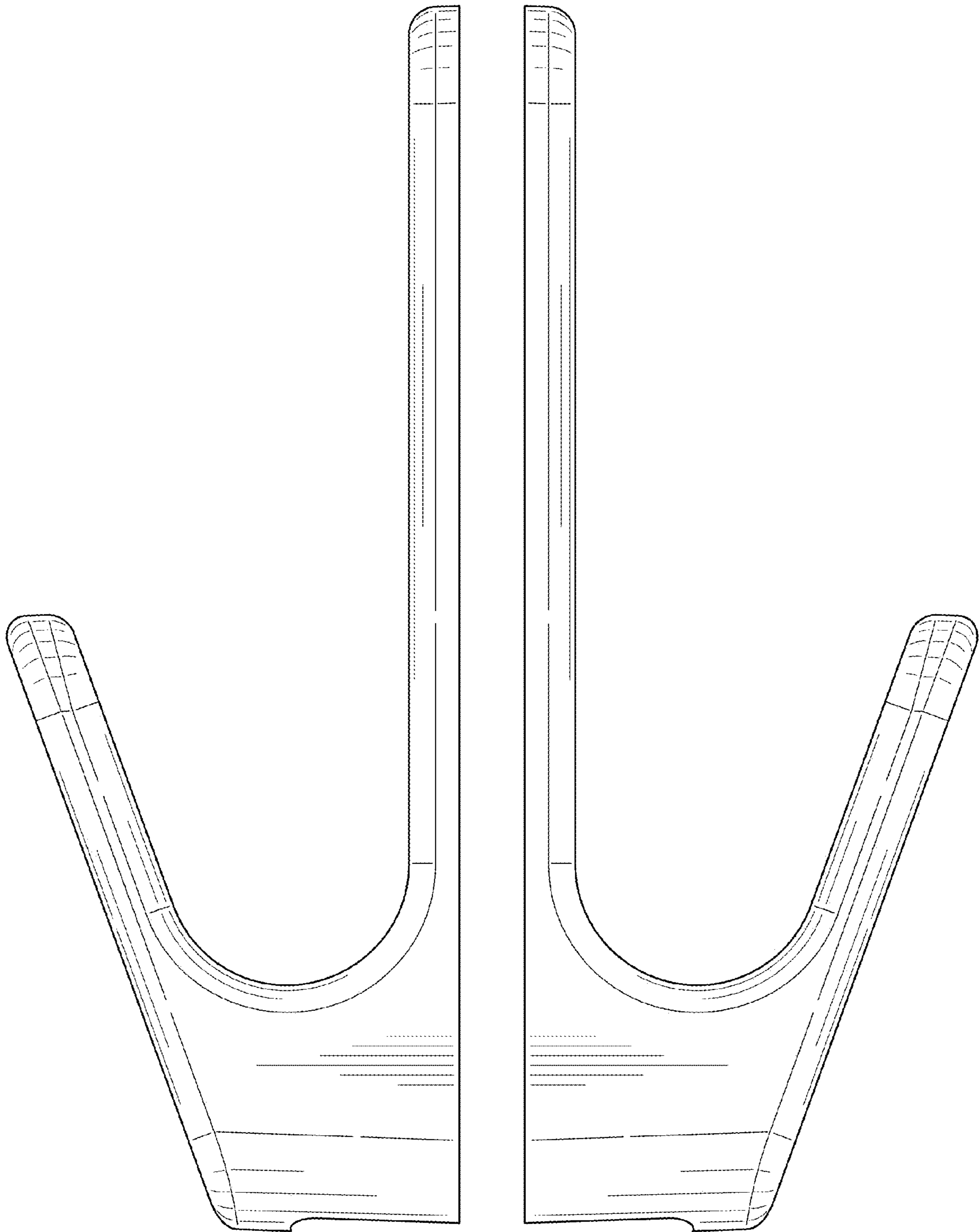


FIG. 4

FIG. 5

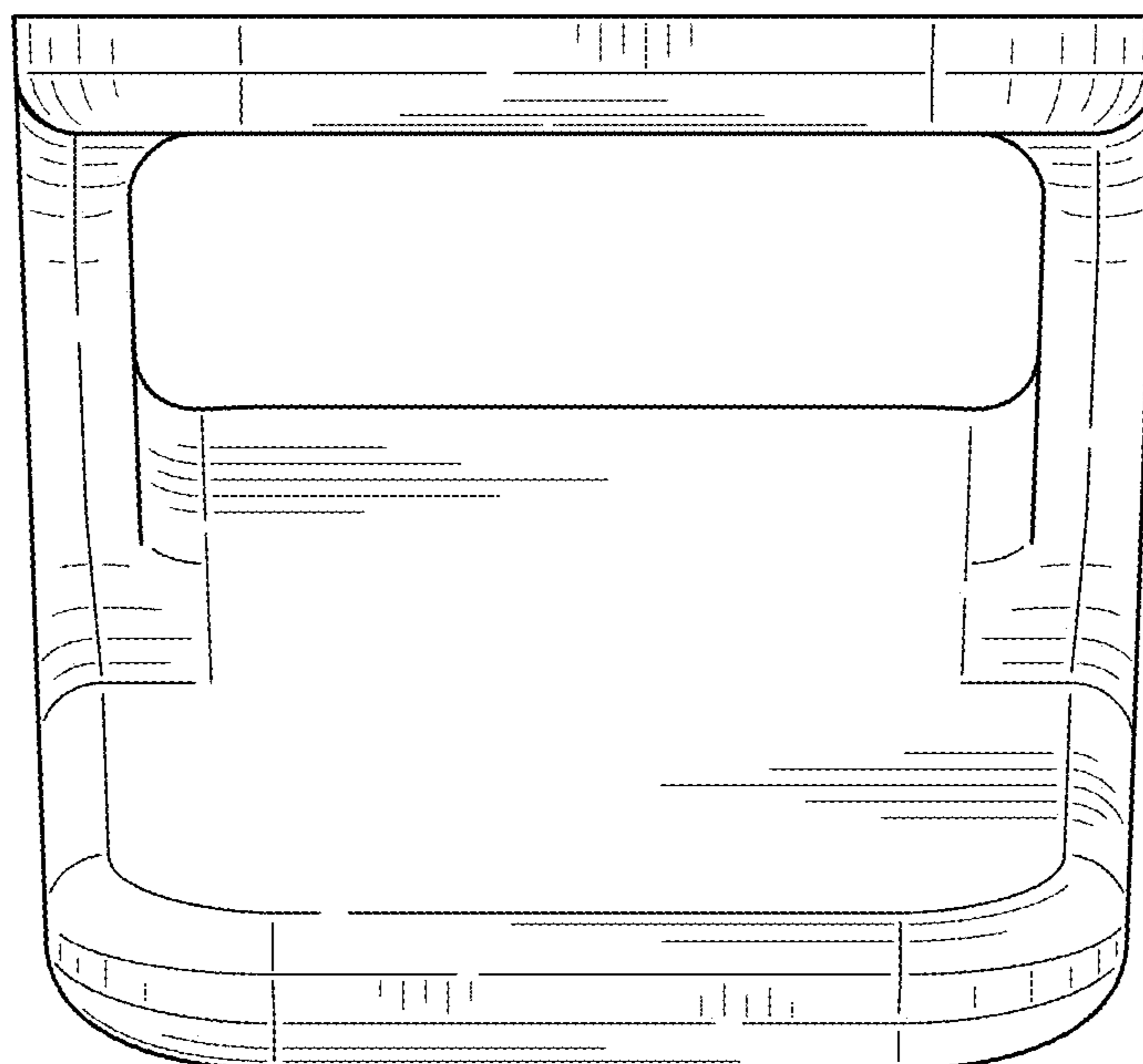


FIG. 6

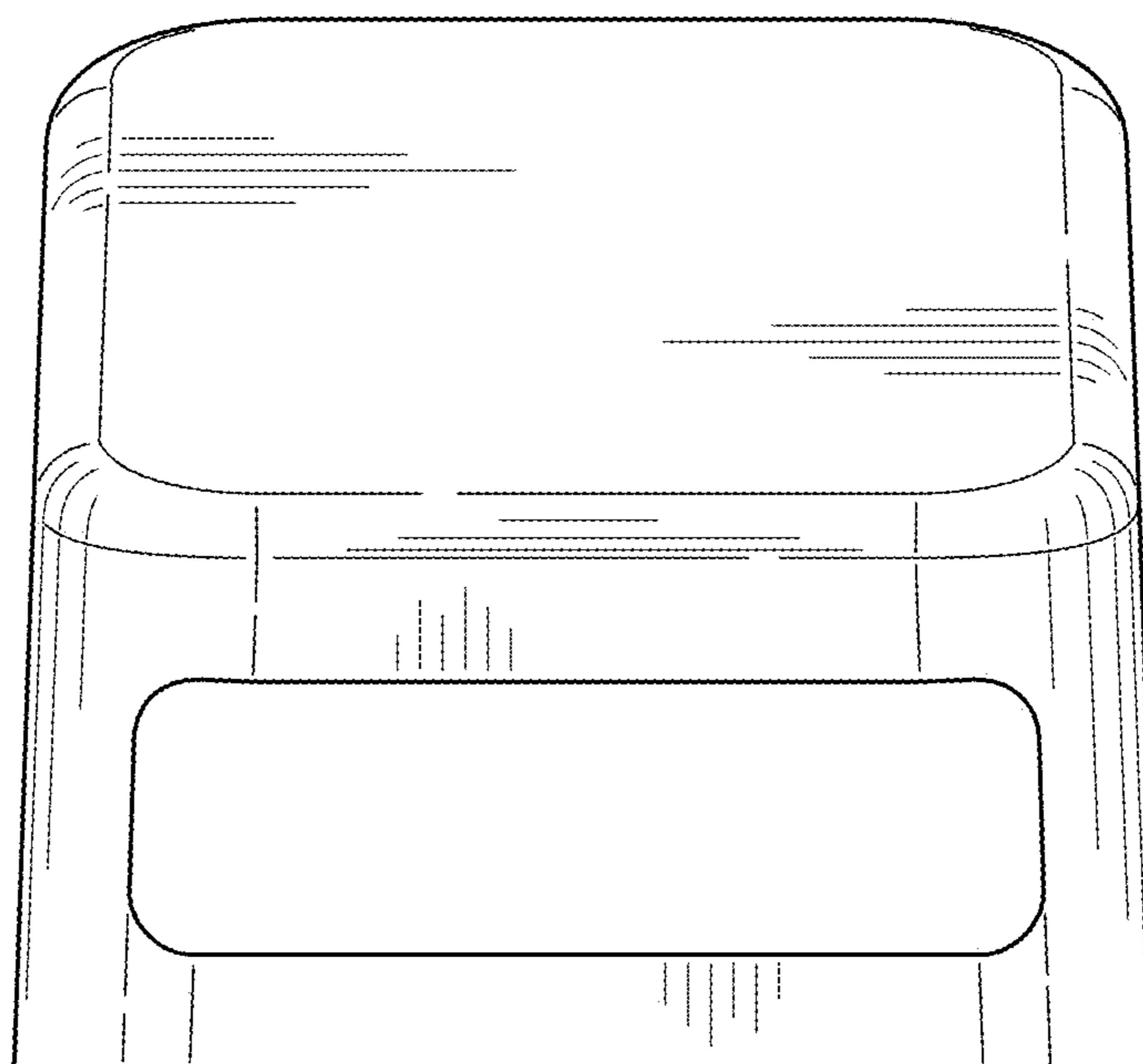


FIG. 7

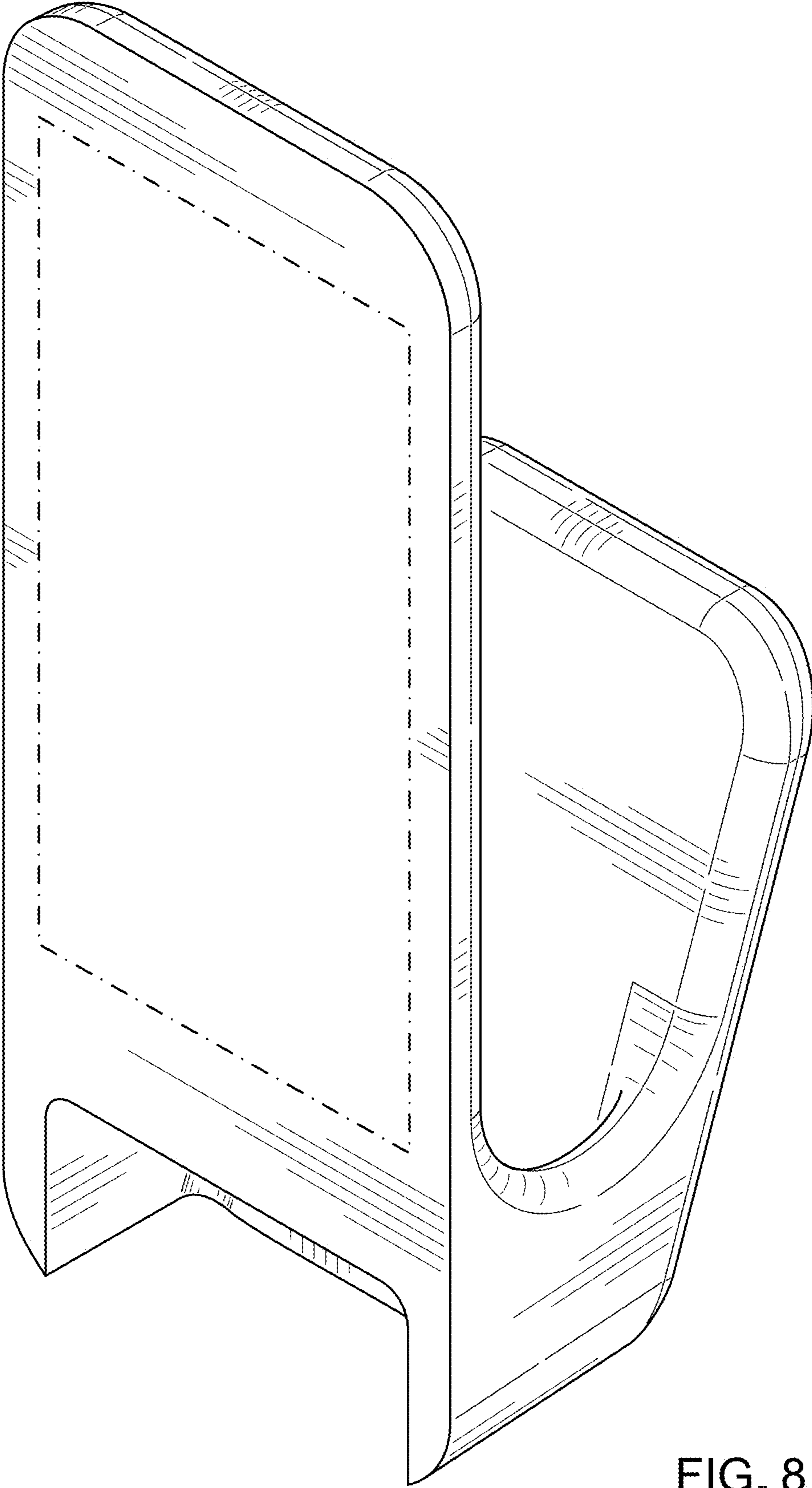


FIG. 8