

US00D872561S

(12) **United States Design Patent** (10) **Patent No.:** **US D872,561 S**
Watson (45) **Date of Patent:** **** Jan. 14, 2020**

(54) **EXTERIOR ESCUTCHEON**
(71) Applicant: **Schlage Lock Company LLC**, Carmel, IN (US)

D761,082 S * 7/2016 Lu D8/331
D778,708 S * 2/2017 Jeng D8/330
D782,284 S * 3/2017 Chiang D8/331

(72) Inventor: **Aida K. N. Watson**, Noblesville, IN (US)

OTHER PUBLICATIONS

F60 CAM 716 ACC, Schlage, printed on Mar. 13, 2018, 2 pages, also available at <https://www.schlage.com/en/home/products/F60CAMFFFACC.html>.

(73) Assignee: **Schlage Lock Company LLC**, Carmel, IN (US)

BE469NX CAN 505, Schlage, printed on Mar. 13, 2018, 2 pages, also available at <https://www.schlage.com/en/home/products/BE469NXCAMFFF.html>.

(**) Term: **15 Years**

BE479 CAM 619, Schlage, printed on Mar. 13, 2018, 2 pages, also available at <https://www.schlage.com/en/home/products/BE479CAMFFF.html>.

(21) Appl. No.: **29/645,364**

* cited by examiner

(22) Filed: **Apr. 25, 2018**

Primary Examiner — Mark A Goodwin

(51) **LOC (12) Cl.** **11-05**

Assistant Examiner — Benjamin M Weeks

(52) **U.S. Cl.**
USPC **D8/350**

(74) *Attorney, Agent, or Firm* — Taft Stettinius & Hollister LLP

(58) **Field of Classification Search**
USPC D8/330, 331, 336, 338, 339, 340, 350
CPC G05B 19/00; G05B 15/00; E05B 49/00;
E05B 9/00

(57) **CLAIM**

The ornamental design for a exterior escutcheon, as shown and described.

See application file for complete search history.

DESCRIPTION

(56) **References Cited**

U.S. PATENT DOCUMENTS

D592,936 S * 5/2009 Douglas D8/330
D635,441 S * 4/2011 Roberts, III D8/330
D637,472 S * 5/2011 Singtoroj D8/330
D682,657 S * 5/2013 Roberts, III D8/331
D699,096 S * 2/2014 Chan D8/331
D736,591 S * 8/2015 Groleski D8/330
D736,596 S * 8/2015 Warmenhoven D8/350
D737,661 S * 9/2015 Chan D8/330
D756,196 S * 5/2016 Huang D8/330

FIG. 1 is a front, right side perspective view of the exterior escutcheon showing my new design;

FIG. 2 is a front elevational view thereof;

FIG. 3 is a right side elevational view thereof;

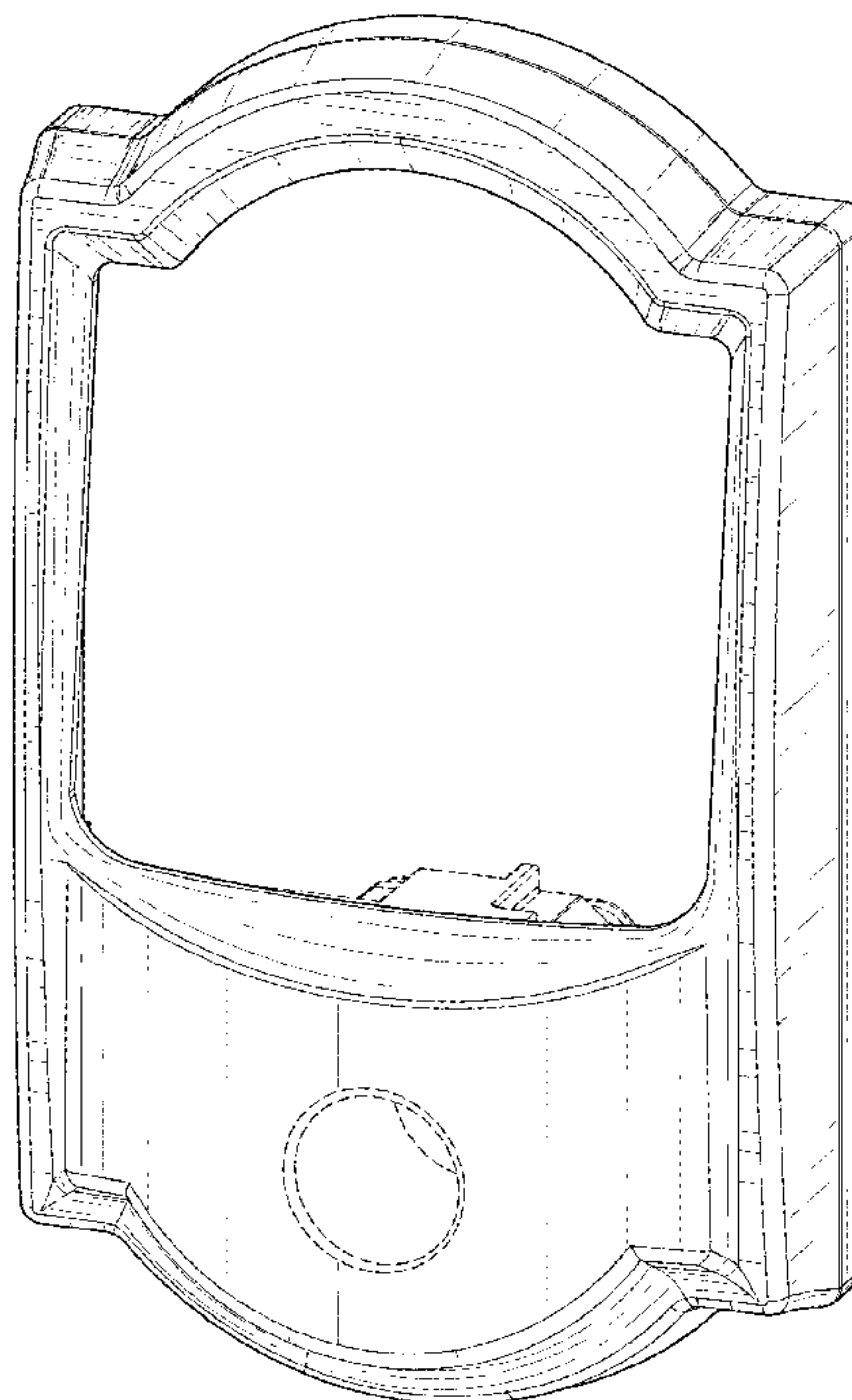
FIG. 4 is a left side elevational view thereof;

FIG. 5 is a top plan view thereof; and,

FIG. 6 is a bottom plan view thereof.

The broken lines in the drawing figures depict unclaimed subject matter and form no part of the claimed design.

1 Claim, 5 Drawing Sheets






Fig. 1

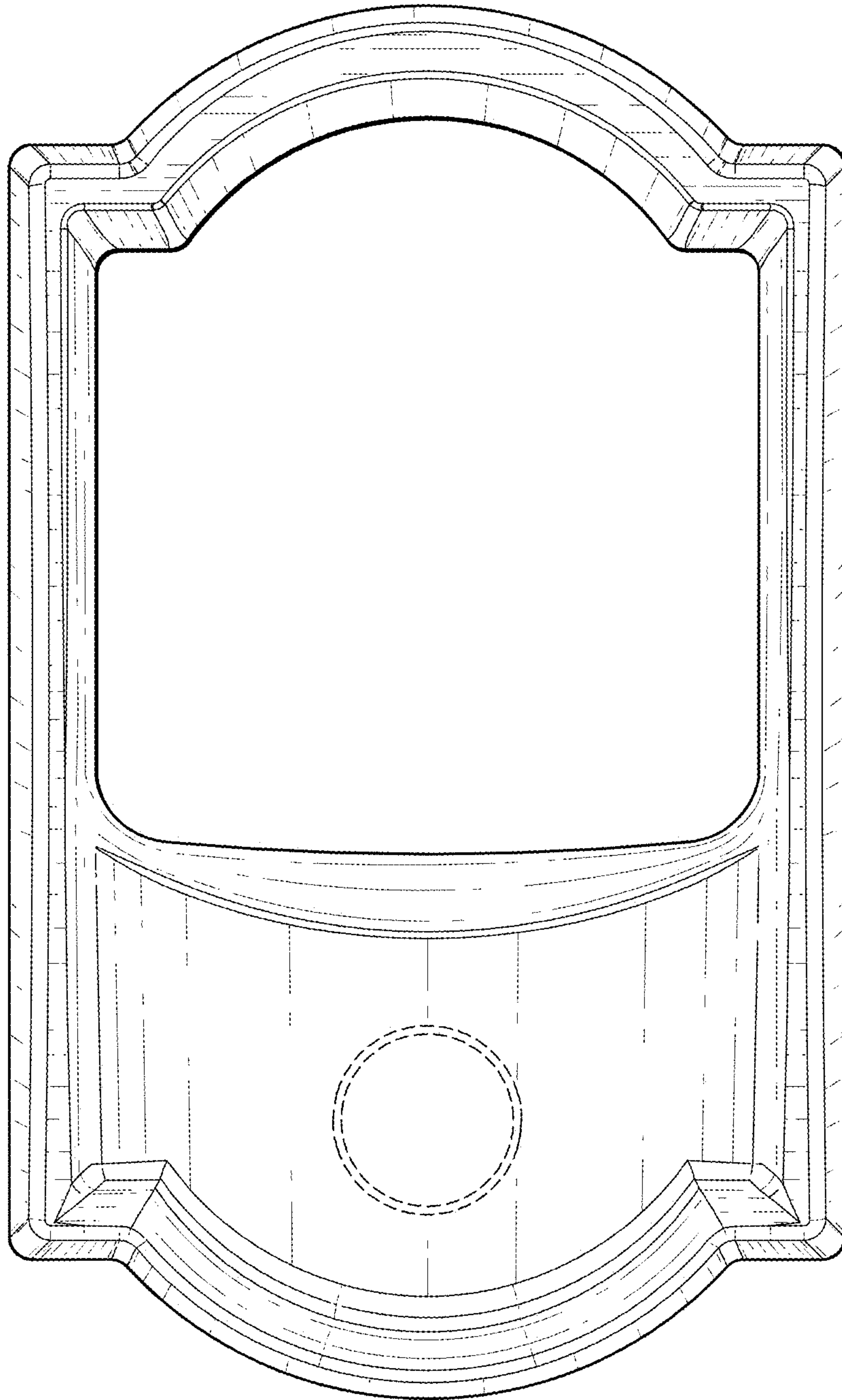


Fig. 2

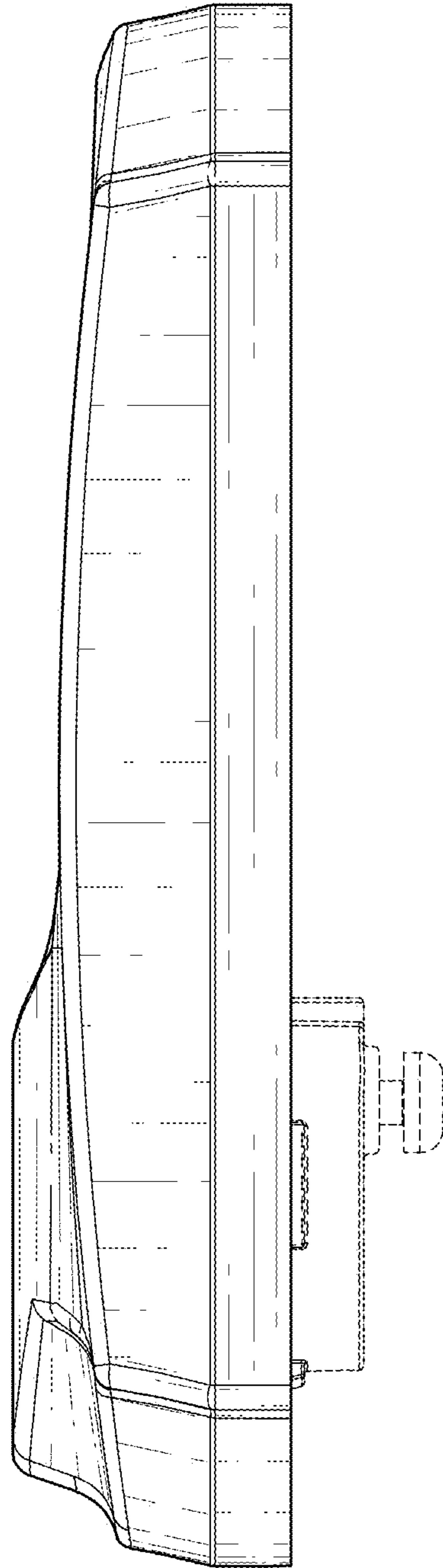


Fig. 3

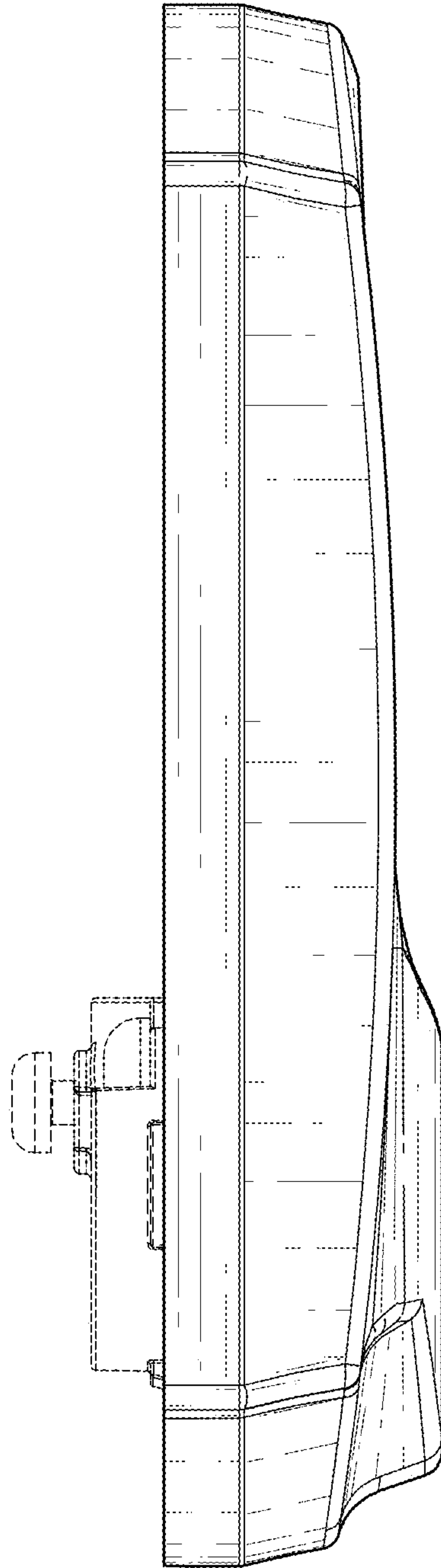


Fig. 4

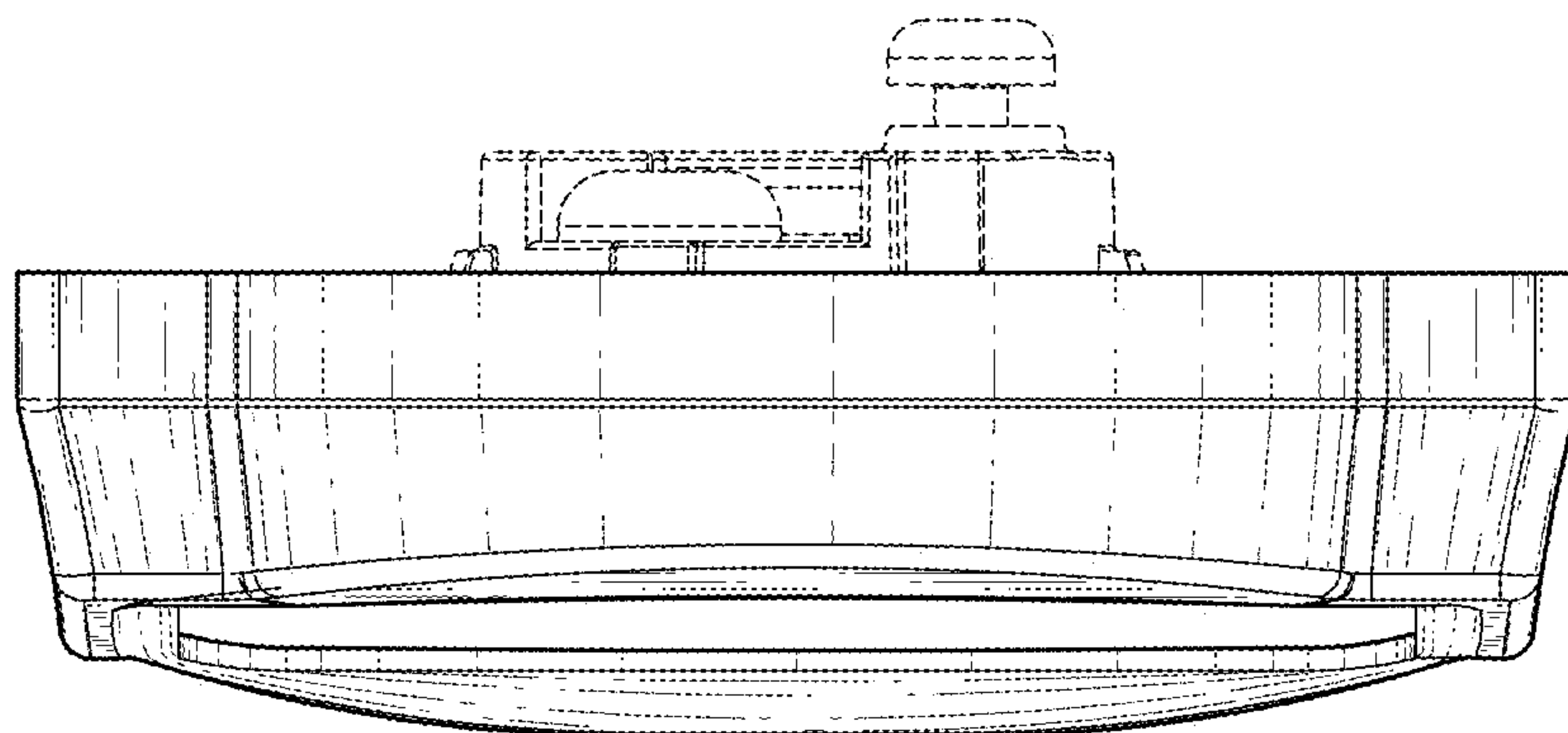


Fig. 5

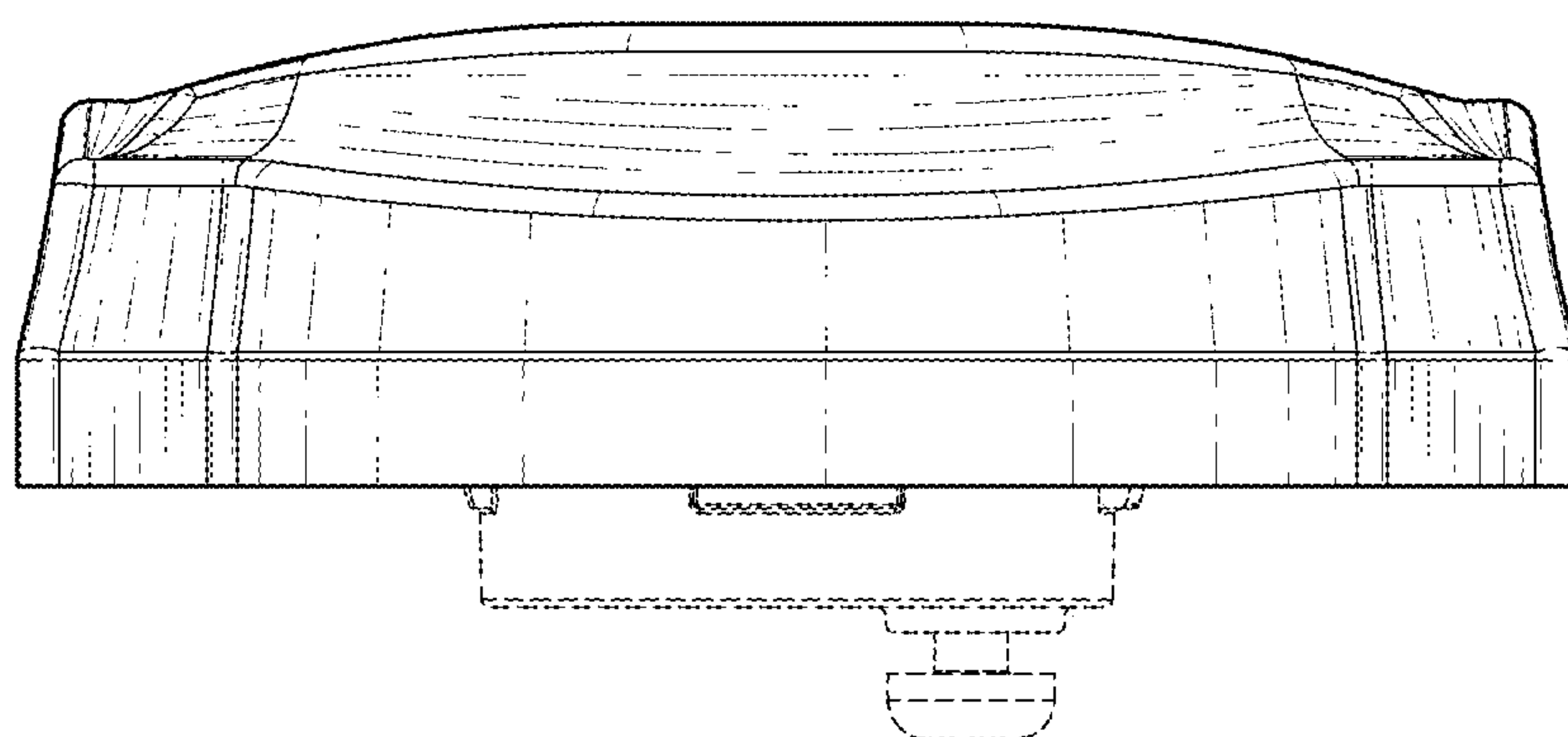


Fig. 6