



US00D872496S

(12) **United States Design Patent**
White, III et al.

(10) **Patent No.:** **US D872,496 S**
(45) **Date of Patent:** **** Jan. 14, 2020**

(54) **LOUNGE CHAIR**

(71) Applicant: **Gabriella White, LLC**, Pelham, AL (US)

(72) Inventors: **William Bew White, III**, Pelham, AL (US); **Ryan Higginbotham**, Pelham, AL (US)

(73) Assignee: **Gabriella White, LLC**, Pelham, AL (US)

(**) Term: **15 Years**

(21) Appl. No.: **29/674,606**

(22) Filed: **Dec. 21, 2018**

(51) **LOC (12) Cl.** **06-01**

(52) **U.S. Cl.**
USPC **D6/369**

(58) **Field of Classification Search**
USPC D6/334, 360, 361, 362, 364, 368, 369, D6/370, 371, 377, 336, 358, 375, 376, D6/381; D30/118; D5/47
CPC A47C 1/026; A47C 1/032; A47C 1/143; A47C 1/146; A47C 4/02; A47C 4/12; A47C 4/46; A47C 5/06; A47C 5/10; A47C 5/125; A47C 7/40; A47C 15/006; A47C 17/162; A47C 17/1753; A47C 20/04; A47C 20/08; A47C 23/24; A47C 31/11; Y10S 297/90

See application file for complete search history.

(56) **References Cited**

U.S. PATENT DOCUMENTS

D211,169 S *	5/1968	Dwyer	D6/336
D211,462 S *	6/1968	Platner	D6/364
D211,463 S *	6/1968	Platner	D6/364
D211,464 S *	6/1968	Platner	D6/364

D221,641 S *	8/1971	Fisher	D6/373
D226,793 S *	5/1973	Watamura	D6/364
D234,330 S *	2/1975	Rocchia	D6/369
D245,380 S *	8/1977	Olko	D6/364
D249,410 S *	9/1978	Dranger	D6/369
D254,411 S *	3/1980	Olko	D6/369
D258,400 S *	3/1981	Thorpe	D6/369
D270,975 S *	10/1983	Olko	D6/373
D332,183 S *	1/1993	White	D6/334
D342,167 S *	12/1993	Hess	D6/370
D413,448 S *	9/1999	Navone	D6/369
D547,079 S *	7/2007	Wang	D6/369
D615,314 S *	5/2010	Charoenapornwatana	D6/373
D620,267 S *	7/2010	Terrutty	D6/358
D682,574 S *	5/2013	Pedersen	D6/373
D713,164 S *	9/2014	Pedersen	D6/373
D751,838 S *	3/2016	Ciani	D6/381
D766,607 S *	9/2016	Dorigo	D6/373
D854,847 S *	7/2019	Ho	D6/369
D855,344 S *	8/2019	Ho	D6/369

* cited by examiner

Primary Examiner — Kevin K Rudzinski

Assistant Examiner — Paul D Bohannon

(74) *Attorney, Agent, or Firm* — Thomas G. Peterson; Maynard Cooper & Gale


(57) **CLAIM**

The ornamental design for a lounge chair, as shown and described.

DESCRIPTION

FIG. 1 is a front perspective view of the lounge chair; FIG. 2 is a front elevation view thereof; FIG. 3 is a top plan view thereof; FIG. 4 is a side elevation view thereof; the opposite side is a mirror image thereof; FIG. 5 is a rear perspective view thereof; and, FIG. 6 is a rear elevation view thereof.

1 Claim, 6 Drawing Sheets






FIG. 1




FIG. 2




FIG. 3




FIG. 4



FIG. 5




FIG. 6