



US00D872493S

(12) **United States Design Patent** (10) **Patent No.:** **US D872,493 S**
Scallions et al. (45) **Date of Patent:** **** Jan. 14, 2020**

(54) **CHAIR**
(71) Applicant: **GABRIELLA WHITE, LLC**, Pelham, AL (US)
(72) Inventors: **Matt Scallions**, Pelham, AL (US); **William Bew White, III**, Pelham, AL (US)
(73) Assignee: **Gabriella White, LLC**, Pelham, AL (US)
(**) Term: **15 Years**

D839,624 S * 2/2019 Aubry D6/369
D842,619 S * 3/2019 Ji D6/369
D843,748 S * 3/2019 Aubry D6/369

* cited by examiner

Primary Examiner — Mimosa De
(74) *Attorney, Agent, or Firm* — Thomas G. Peterson;
Maynard Cooper & Gale

(21) Appl. No.: **29/647,383**
(22) Filed: **May 11, 2018**
(51) **LOC (12) Cl.** **06-01**
(52) **U.S. Cl.**
USPC **D6/369**
(58) **Field of Classification Search**
USPC D6/334–336, 369, 370, 371, 372, 373,
D6/374, 375, 381, 716, 716.1, 716.4, 717
CPC A47C 7/021; A47C 7/0213; A47C 7/18;
A47C 7/24; A47C 7/282; A47C 7/285;
A47C 5/02; A47C 7/54
See application file for complete search history.

(57) **CLAIM**

The ornamental design for a chair, substantially as shown and described.

DESCRIPTION

FIG. 1 is a perspective view of a chair;
FIG. 2 is a side perspective of the chair of FIG. 1;
FIG. 3 is a side elevational view of the chair of FIG. 1, the side not shown being a mirror image of the side shown;
FIG. 4 is an additional side elevational view of the chair of FIG. 1, the side not shown being a mirror image of the side shown;
FIG. 5 is an additional side elevational view of the chair of FIG. 1, the side not shown being a mirror image of the side shown;
FIG. 6 is a front elevational view of the chair of FIG. 1;
FIG. 7 is an additional front elevational view of the chair of FIG. 1;
FIG. 8 is a front perspective view of the chair of FIG. 1;
FIG. 9 is an additional front perspective view of the chair of FIG. 1;
FIG. 10 is a top plan view of the chair of FIG. 1;
FIG. 11 is a rear elevational view of the chair of FIG. 1; and,
FIG. 12 is a rear perspective view of the chair of FIG. 1.

(56) **References Cited**

U.S. PATENT DOCUMENTS

D410,800 S * 6/1999 Gomez D6/369
D422,422 S * 4/2000 Black D6/334
D650,605 S * 12/2011 Haimoff D6/369
D663,966 S * 7/2012 Lenney D6/369
D663,967 S * 7/2012 Lenney D6/369
D806,424 S * 1/2018 Bougay D6/369

1 Claim, 12 Drawing Sheets




FIG. 1



FIG. 2



FIG. 3




FIG. 4




FIG. 5



FIG. 6




FIG. 7



FIG. 8




FIG. 9




FIG. 10




FIG. 11




FIG. 12

