



US00D872474S

(12) **United States Design Patent** (10) **Patent No.:** **US D872,474 S**  
**Mahanavanont** (45) **Date of Patent:** **\*\* Jan. 14, 2020**

(54) **TRAVEL CASE**

D802,924 S \* 11/2017 Mahanavanont ..... D3/279  
2017/0049203 A1\* 2/2017 Mahanavanont ..... A45C 13/36  
2017/0318926 A1\* 11/2017 Sijmons ..... A45C 5/02

(71) Applicant: **THOMAS MENDOZA INTERNATIONAL CO., LTD.**, Hong Kong (CN)

**OTHER PUBLICATIONS**

(72) Inventor: **Thavisak Mahanavanont**, Hong Kong (CN)

Mendoza bags & luggage, "Planet-X", Accessed Jun. 7, 2019. (<http://mendoza-bag.com/collection.php?serie=planetx>) (Year: 2019).\*  
Hauptstadtkoffer, "X-Kölln—Hard-Side Luggage Set Gold mat, TSA", Accessed Jun. 7, 2019. ([https://hauptstadtkoffer.de/en/x-kolln-kofferset#color=213&suitcase\\_size=216&surface=169&combinationlock=150](https://hauptstadtkoffer.de/en/x-kolln-kofferset#color=213&suitcase_size=216&surface=169&combinationlock=150)) (Year: 2019).\*

(73) Assignee: **THOMAS MENDOZA INTERNATIONAL CO., LTD.**, Hong Kong (CN)

(\*\*) Term: **15 Years**

\* cited by examiner

(21) Appl. No.: **29/639,112**

*Primary Examiner* — April Rivas

(22) Filed: **Mar. 4, 2018**

(74) *Attorney, Agent, or Firm* — Leong C. Lei

(51) **LOC (12) Cl.** ..... **03-01**

(57) **CLAIM**

(52) **U.S. Cl.**  
USPC ..... **D3/279; D3/289**

The ornamental design for a travel case, as shown and described.

(58) **Field of Classification Search**  
USPC ..... D3/273, 276, 279, 902, 321, 289  
CPC ..... A45C 2003/008; A45C 3/02; A45C 5/00;  
A45C 5/03; A45C 5/14; A45C 2005/032;  
A45C 2005/035; A45C 2005/037  
See application file for complete search history.

**DESCRIPTION**

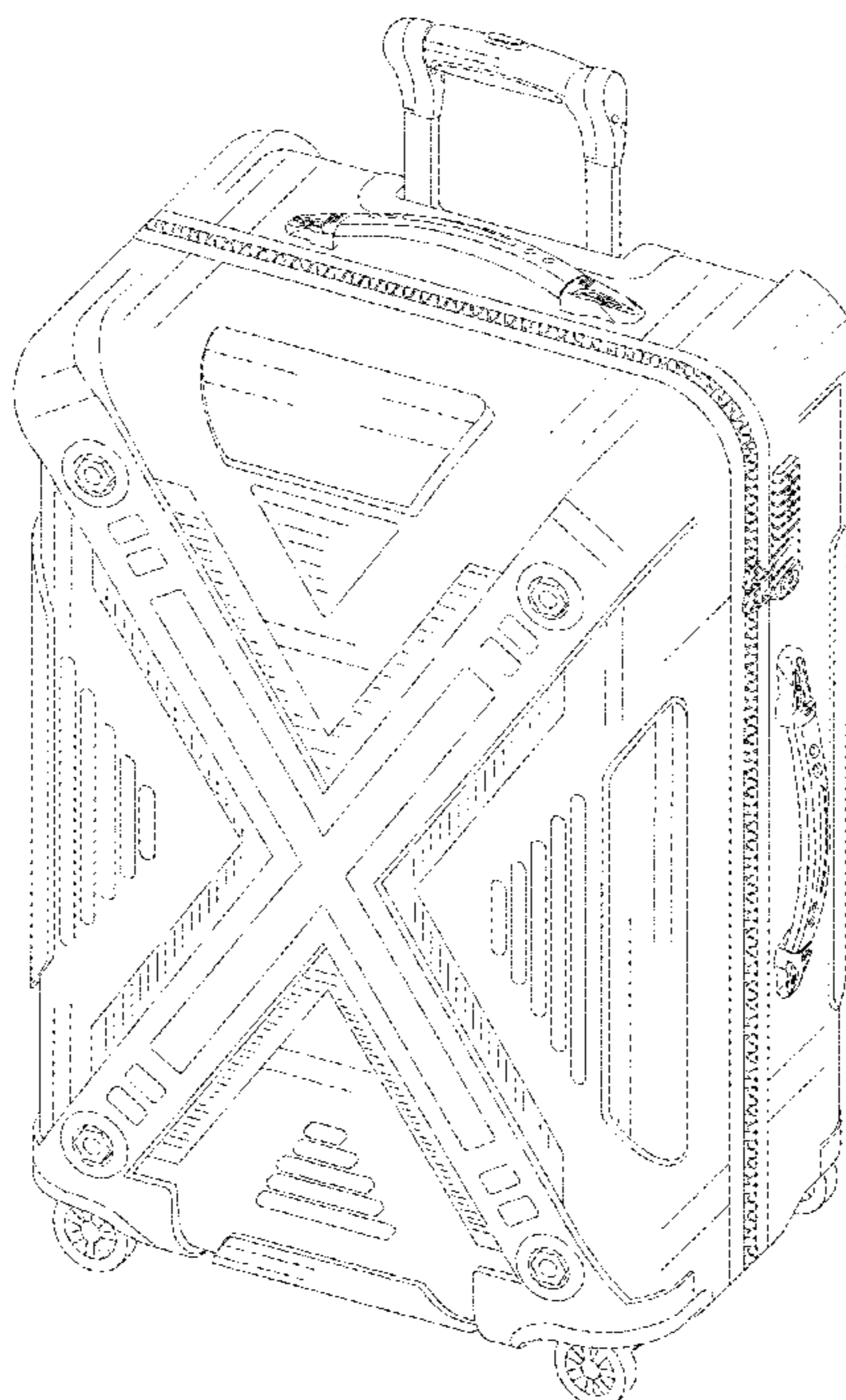
(56) **References Cited**

**U.S. PATENT DOCUMENTS**

D294,080 S \* 2/1988 Golia ..... D15/66  
D328,188 S \* 7/1992 Jacobsen ..... D3/270  
D416,384 S \* 11/1999 Bell ..... D3/272  
D762,977 S \* 8/2016 Xu ..... D3/279  
D788,461 S \* 6/2017 Tonelli ..... D3/279  
D793,086 S \* 8/2017 Mahanavanont ..... D3/279

FIG. 1 is a front perspective view of a travel case showing my new design;  
FIG. 2 is a front elevational view thereof;  
FIG. 3 is a rear elevational view thereof;  
FIG. 4 is a left elevational view thereof;  
FIG. 5 is a right elevational view thereof;  
FIG. 6 is a top plan view thereof;  
FIG. 7 is a bottom plan view thereof; and,  
FIG. 8 is a rear perspective view thereof.  
The broken lines in the drawings illustrate portions of the travel case which form no part of the claimed design.

**1 Claim, 8 Drawing Sheets**



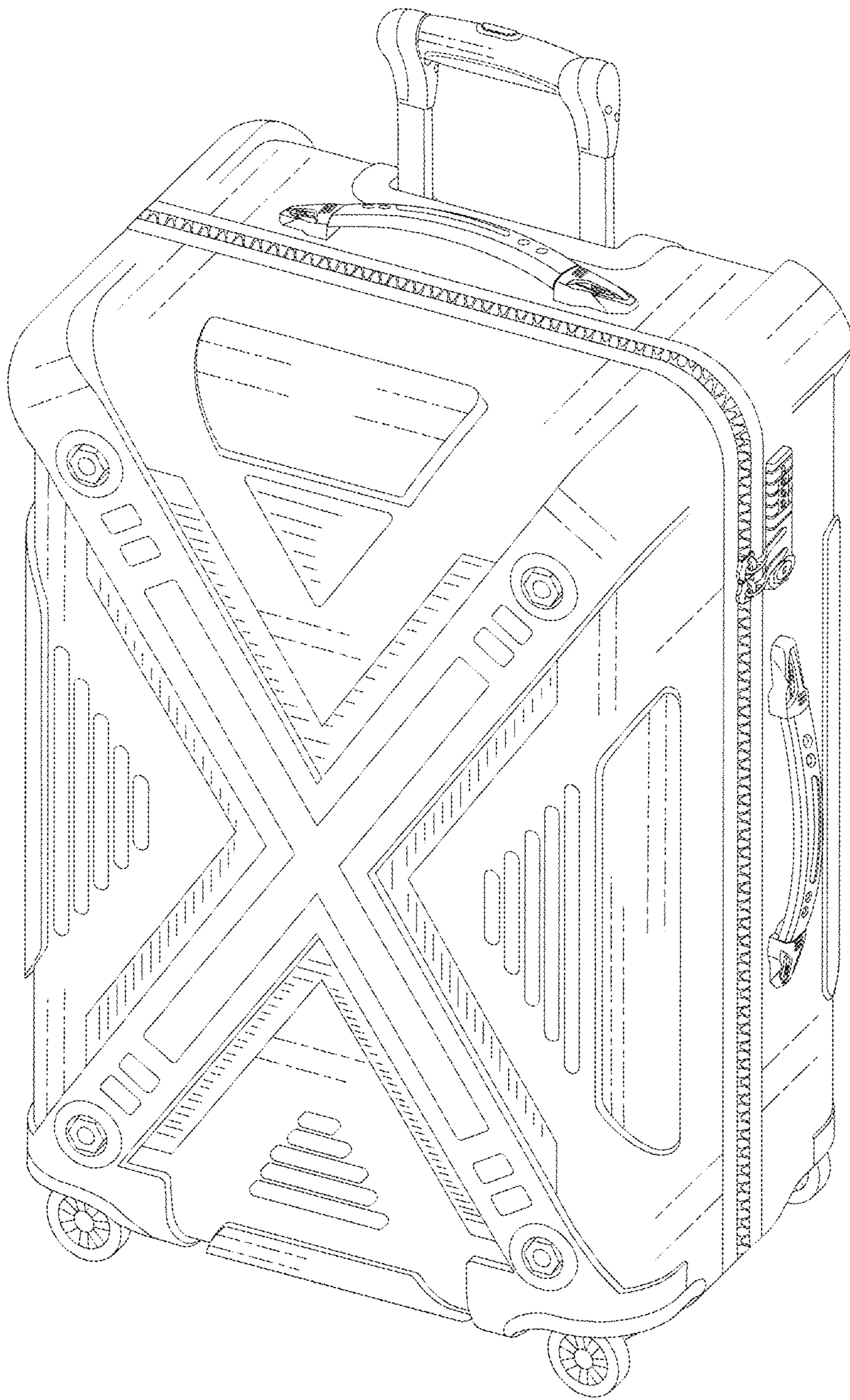


FIG. 1




FIG. 2




FIG. 3

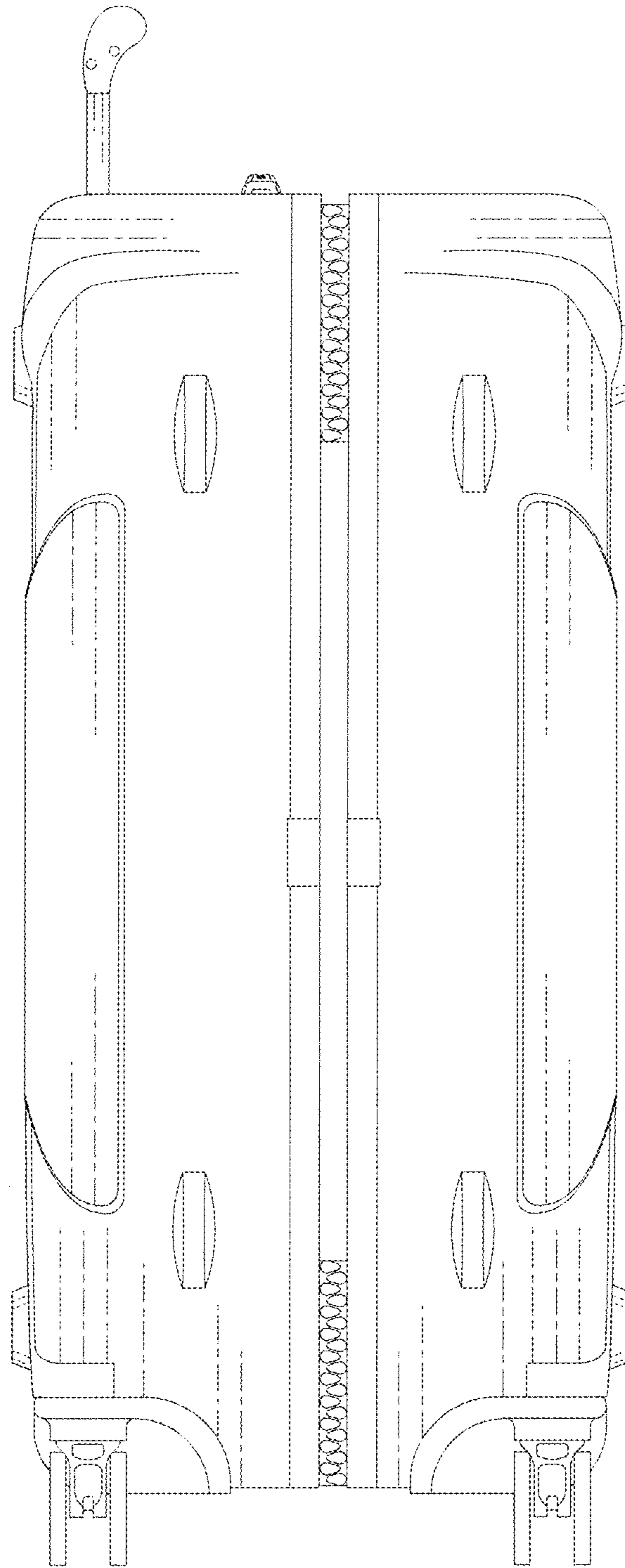


FIG. 4

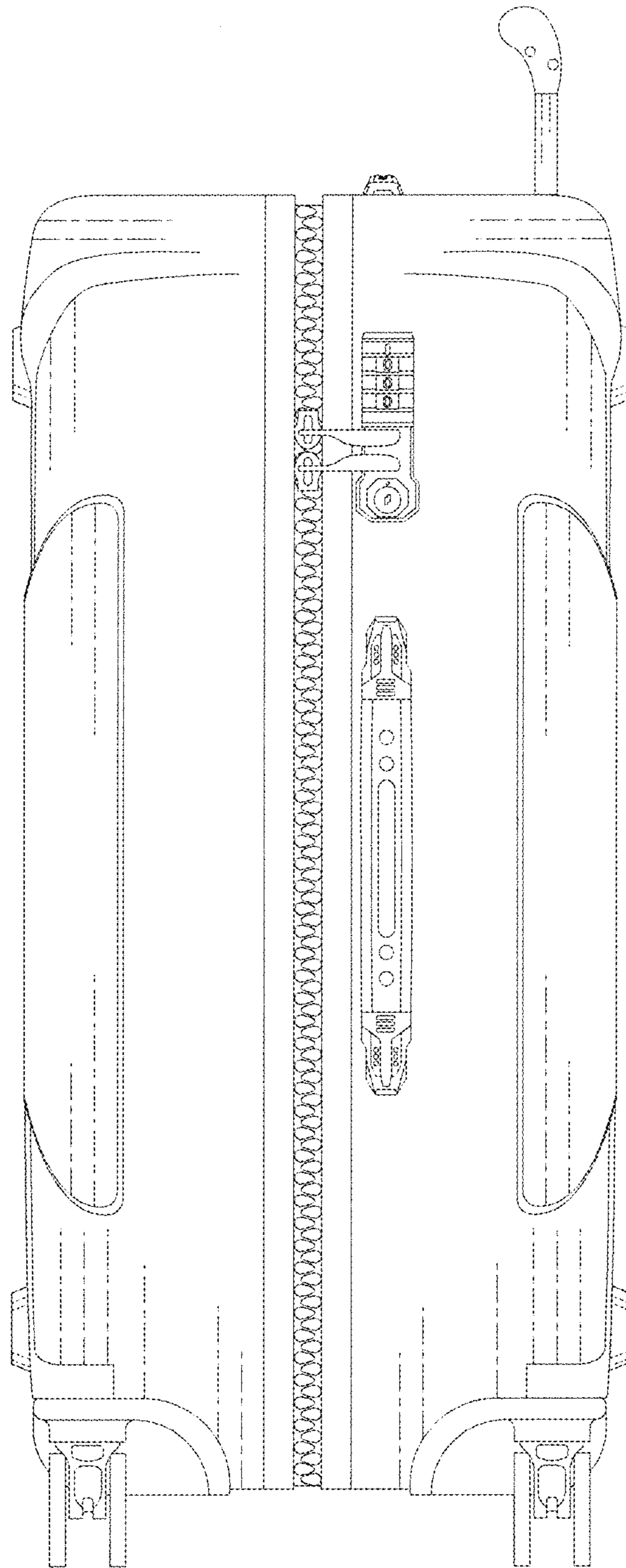


FIG. 5

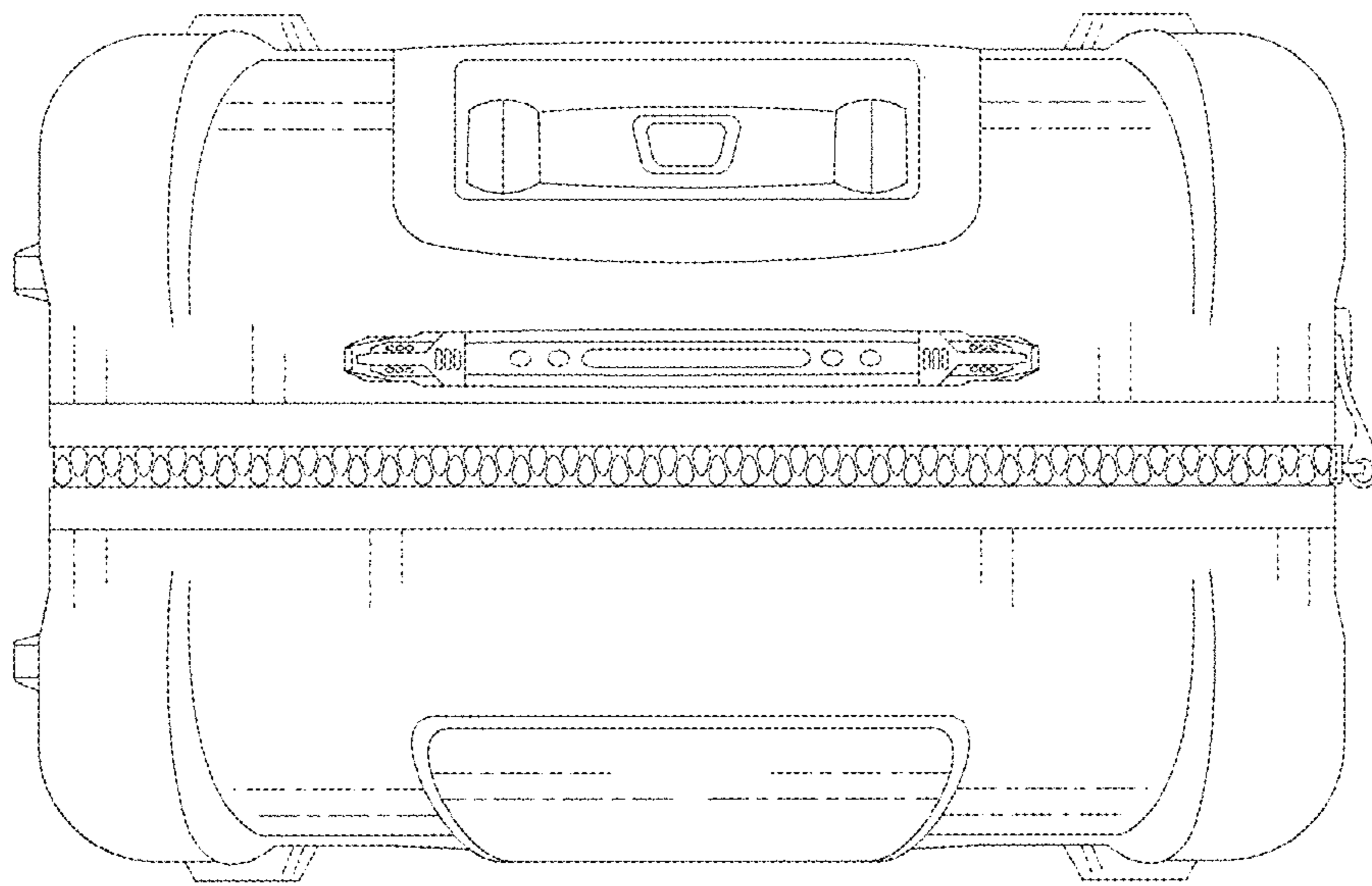


FIG. 6

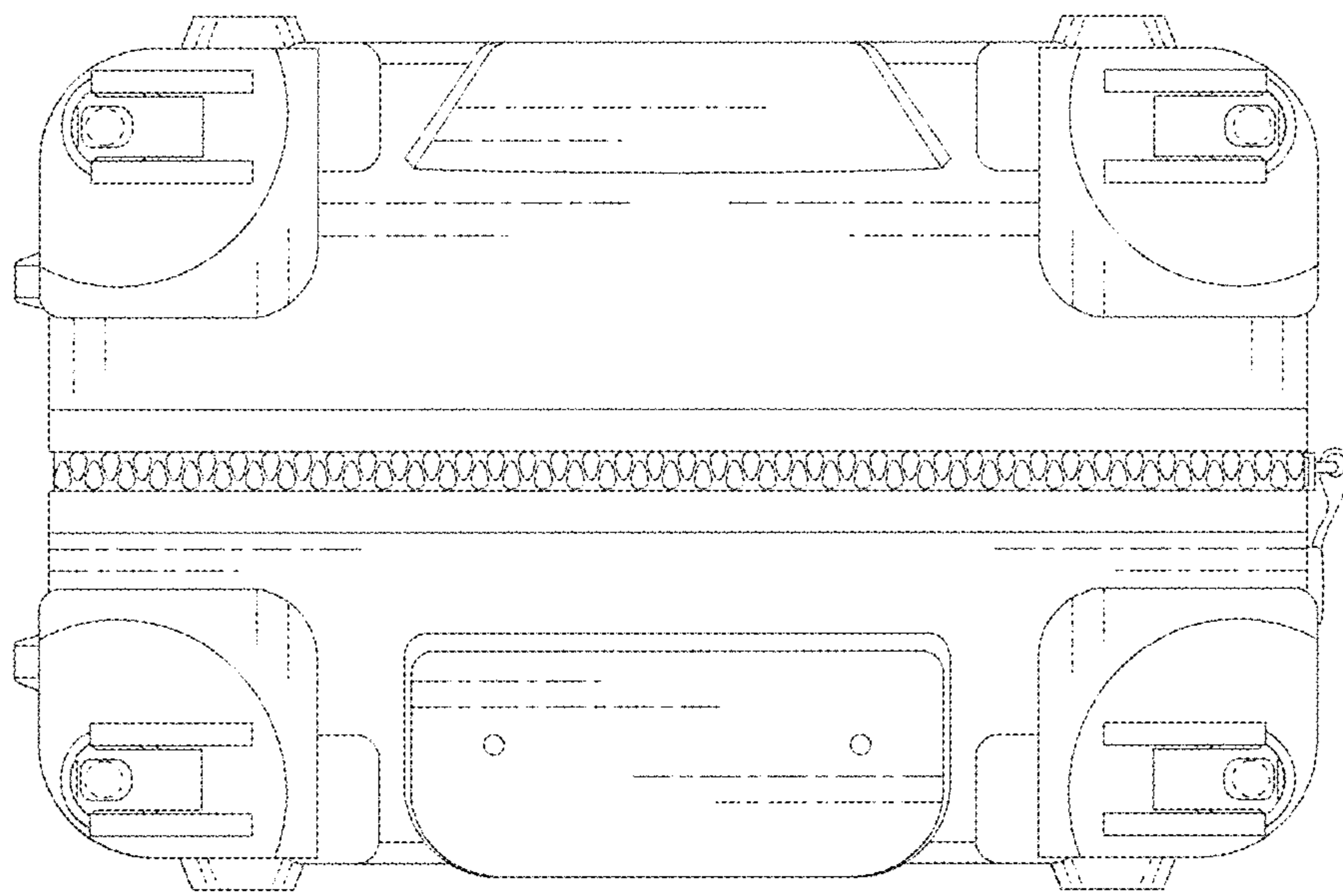


FIG. 7






FIG. 8