



US00D872467S

(12) **United States Design Patent** (10) **Patent No.:** **US D872,467 S**
Smith (45) **Date of Patent:** **** Jan. 14, 2020**

(54) **GOLF BAG** 5,829,719 A * 11/1998 Han A63B 55/53
248/96

(71) Applicant: **Callaway Golf Company**, Carlsbad, CA (US) D412,060 S * 7/1999 Reimers D3/255
D453,875 S * 2/2002 Schmitt, Jr. D3/255
D479,649 S * 9/2003 Chuan D3/255
D488,619 S * 4/2004 Klock D3/255
D489,532 S * 5/2004 Reimers D3/255
D501,992 S * 2/2005 Renahan D3/255
D501,993 S * 2/2005 Renahan D3/255
D576,794 S * 9/2008 Yoshida D3/255
D600,910 S * 9/2009 Saconay-Duhart D3/255
D653,032 S * 1/2012 Myers D3/255
D666,813 S * 9/2012 Brundl D3/255
8,616,369 B2 * 12/2013 Campbell A63B 55/00
206/315.7

(72) Inventor: **Luke Smith**, Encinitas, CA (US) D733,424 S * 7/2015 Lewis D3/255
D824,167 S * 7/2018 Burgess D3/255

(73) Assignee: **Ogio International, Inc.**, Carlsbad, CA (US) (Continued)

(**) Term: **15 Years**

(21) Appl. No.: **29/668,781**

(22) Filed: **Nov. 1, 2018**

(51) **LOC (12) Cl.** **03-01**

(52) **U.S. Cl.**
USPC **D3/255**

(58) **Field of Classification Search**
USPC D3/201, 221, 254, 255, 308-320, 328, D3/328.1
CPC ... A63B 55/00-55/57; A63B 2055/402; A63B 2055/403; A63B 60/00; A63B 60/46
See application file for complete search history.

(56) **References Cited**
U.S. PATENT DOCUMENTS

D111,138 S * 9/1938 Firle D3/255
D202,635 S * 10/1965 Rashkow D3/255
D205,363 S * 7/1966 Penna D3/255
D331,660 S * 12/1992 Souhrada D3/255
D353,264 S * 12/1994 Danezin D3/255
D364,737 S * 12/1995 Perrin D3/255
D367,556 S * 3/1996 Perrin D3/255
D376,906 S * 12/1996 Mori D3/255
D382,397 S * 8/1997 Wu D3/255
5,676,247 A * 10/1997 Shioda A63B 55/404
206/315.4
D387,201 S * 12/1997 Mori D3/255
D387,556 S * 12/1997 Beebe 224/645

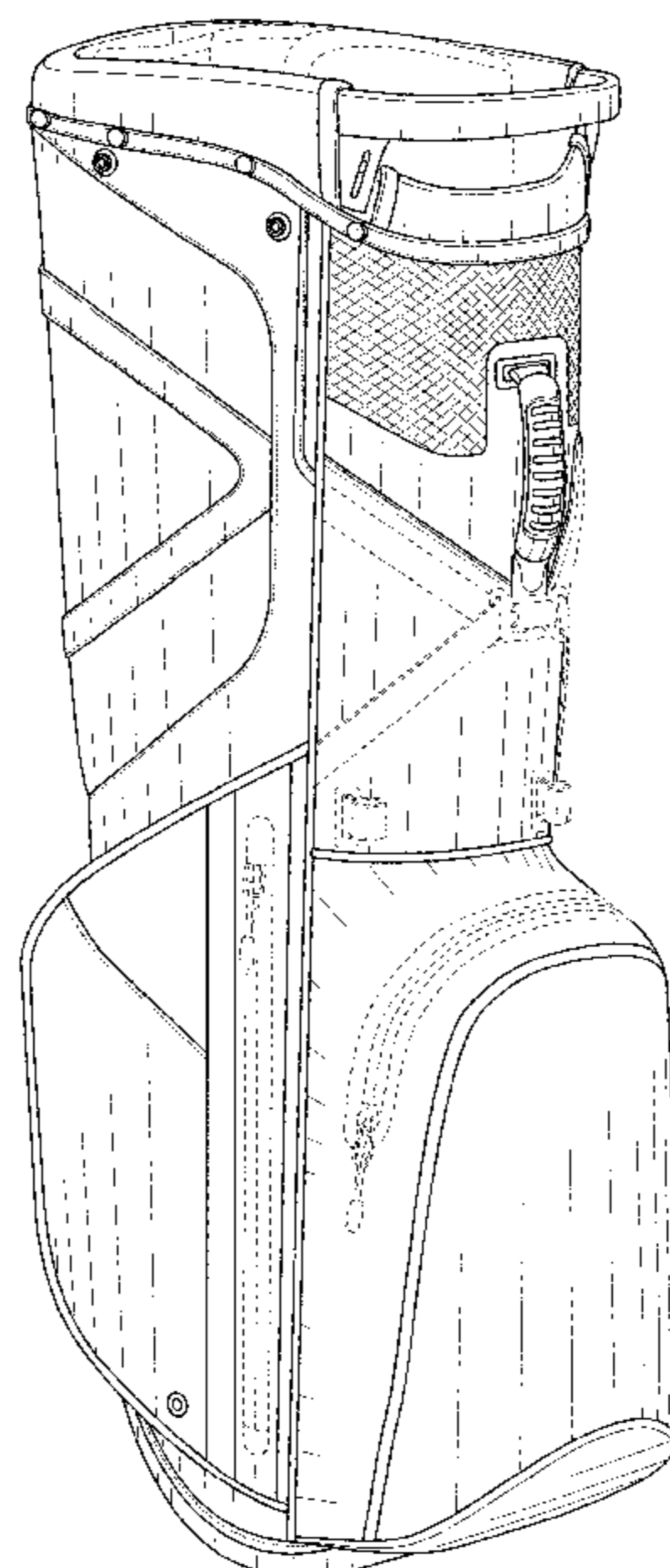
Primary Examiner — Mitchell I. Siegel
(74) *Attorney, Agent, or Firm* — Rebecca Hanovice;
Michael Catania; Sonia Lari

(57) **CLAIM**
The ornamental design for a golf bag, as shown and described.

DESCRIPTION

FIG. 1 is a front perspective view of the golf bag claimed herein;
FIG. 2 is a front plan view thereof;
FIG. 3 is a back plan view thereof;
FIG. 4 is a left side plan view thereof;
FIG. 5 is a right side plan view thereof;
FIG. 6 is a top plan view thereof;
FIG. 7 is a bottom plan view thereof; and,
FIG. 8 is another front perspective view thereof.
The broken line showing of portions of the golf bag is included for the purpose of illustrating unclaimed subject matter and forms no part of the claimed design.

1 Claim, 7 Drawing Sheets



(56)

References Cited

U.S. PATENT DOCUMENTS

2004/0118718 A1* 6/2004 Karlsson A45C 5/06
206/315.5

* cited by examiner

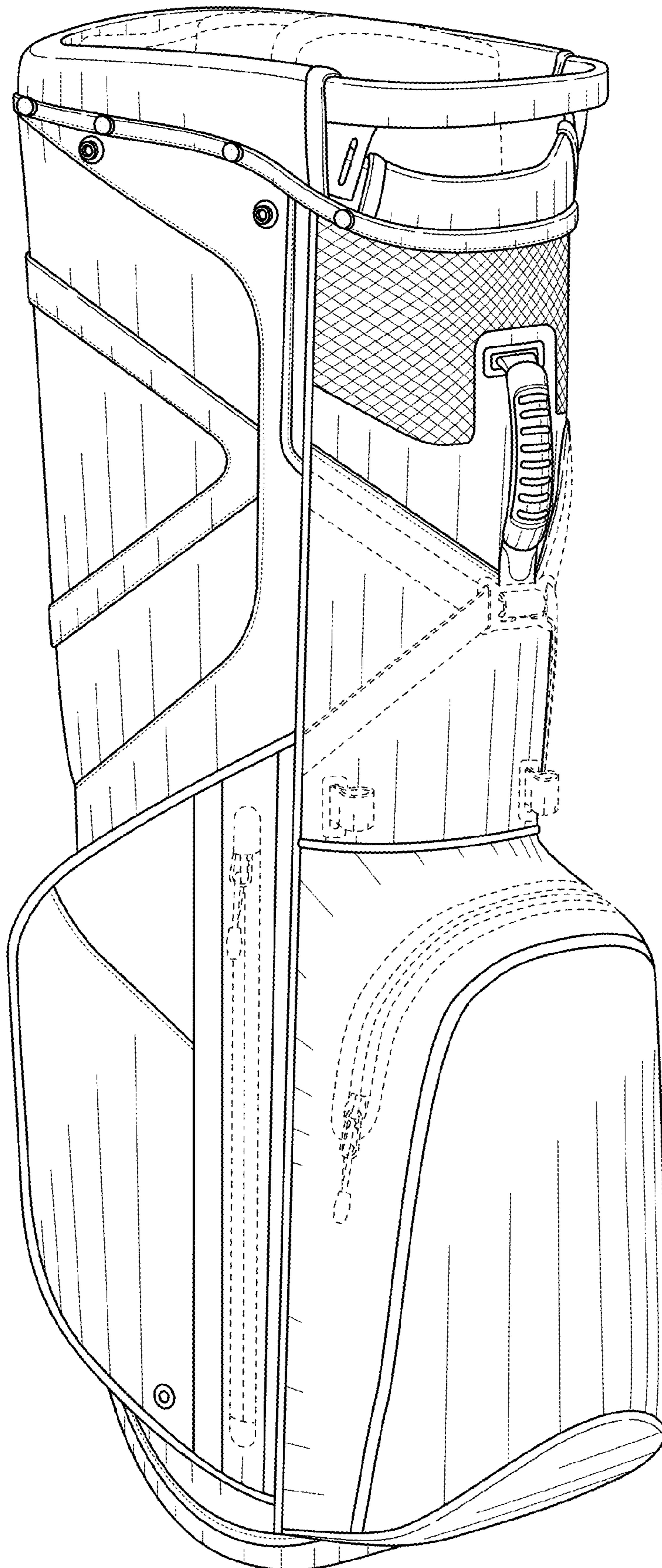


FIG. 1

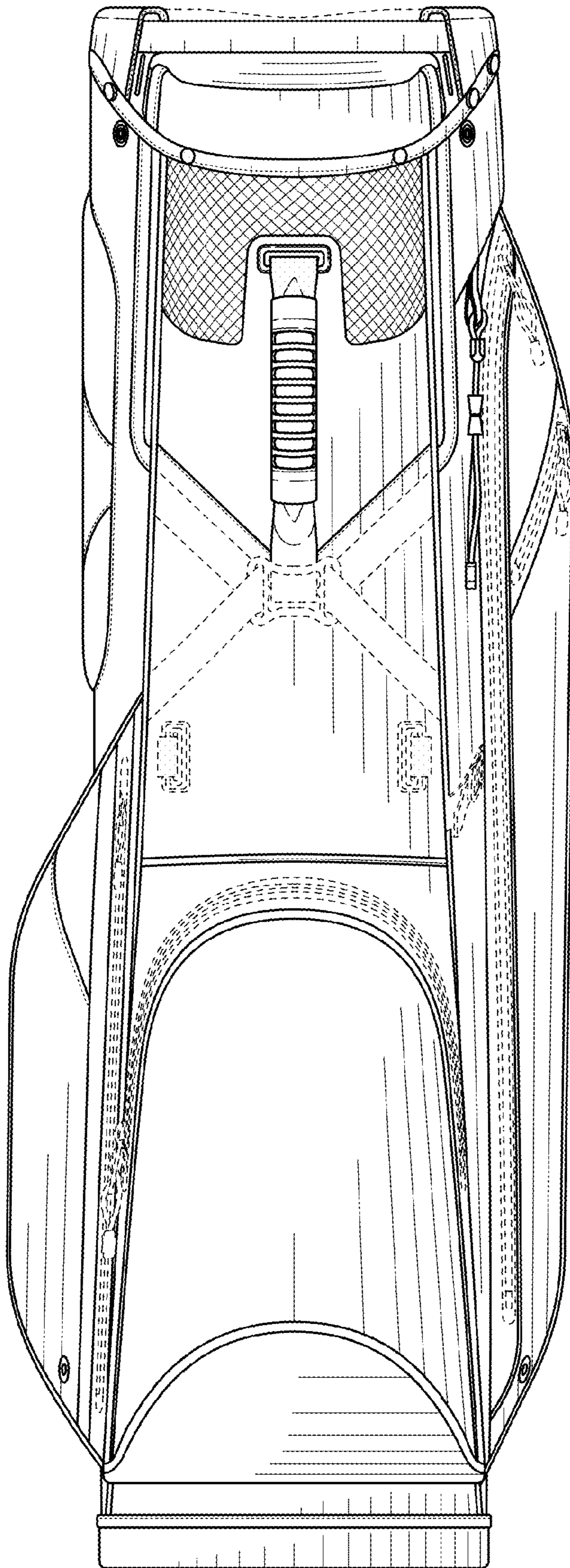


FIG. 2

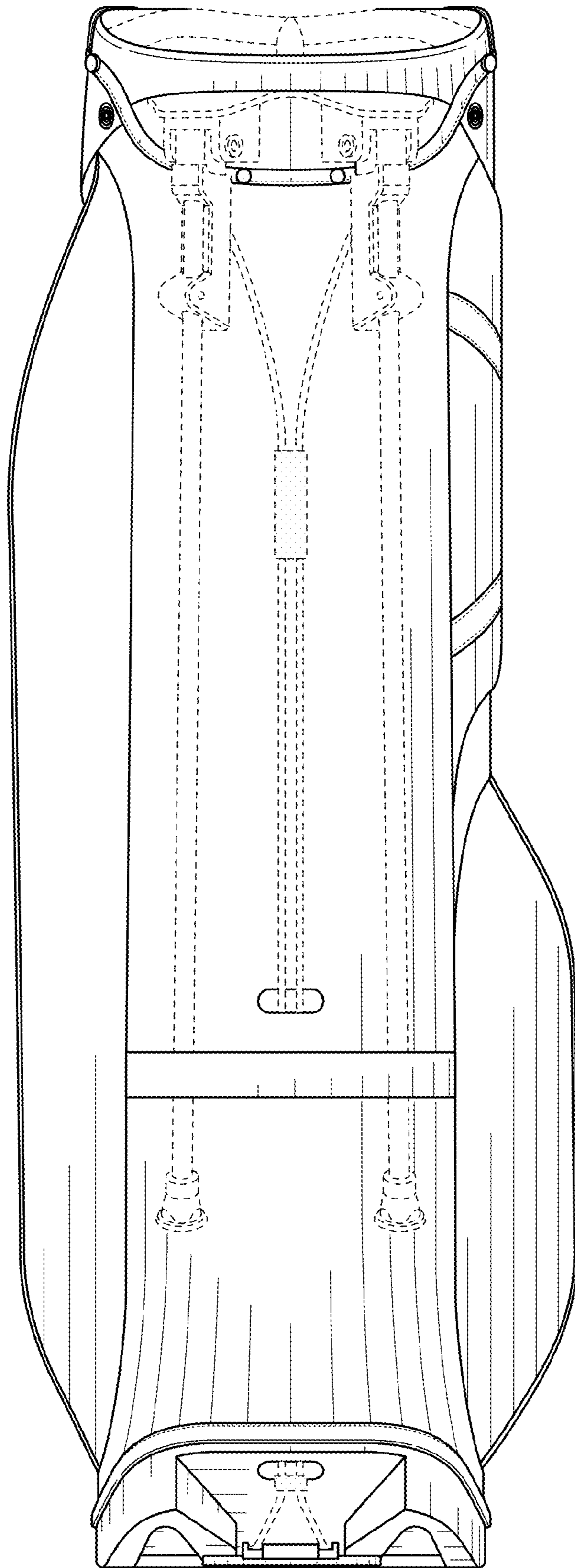


FIG. 3

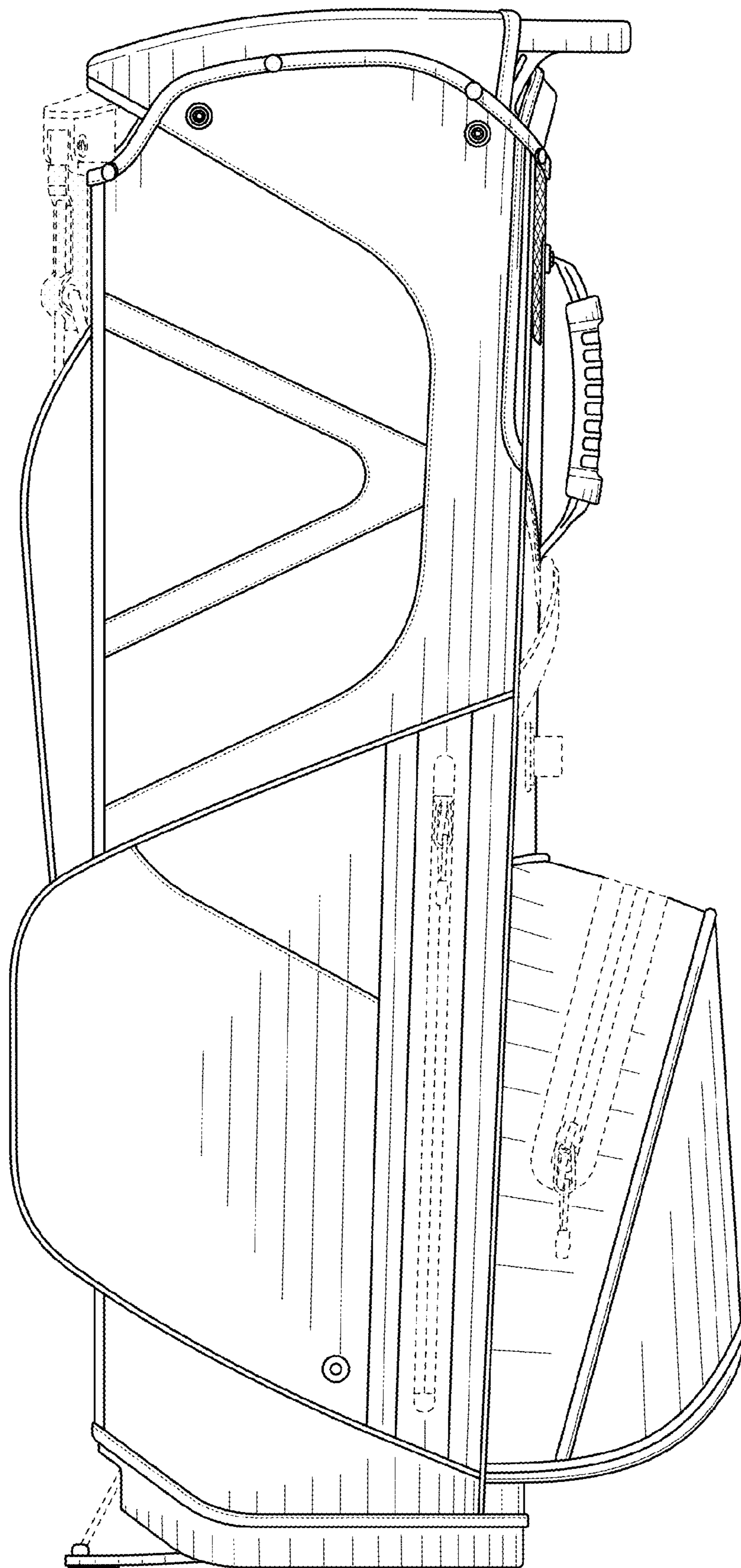


FIG. 4

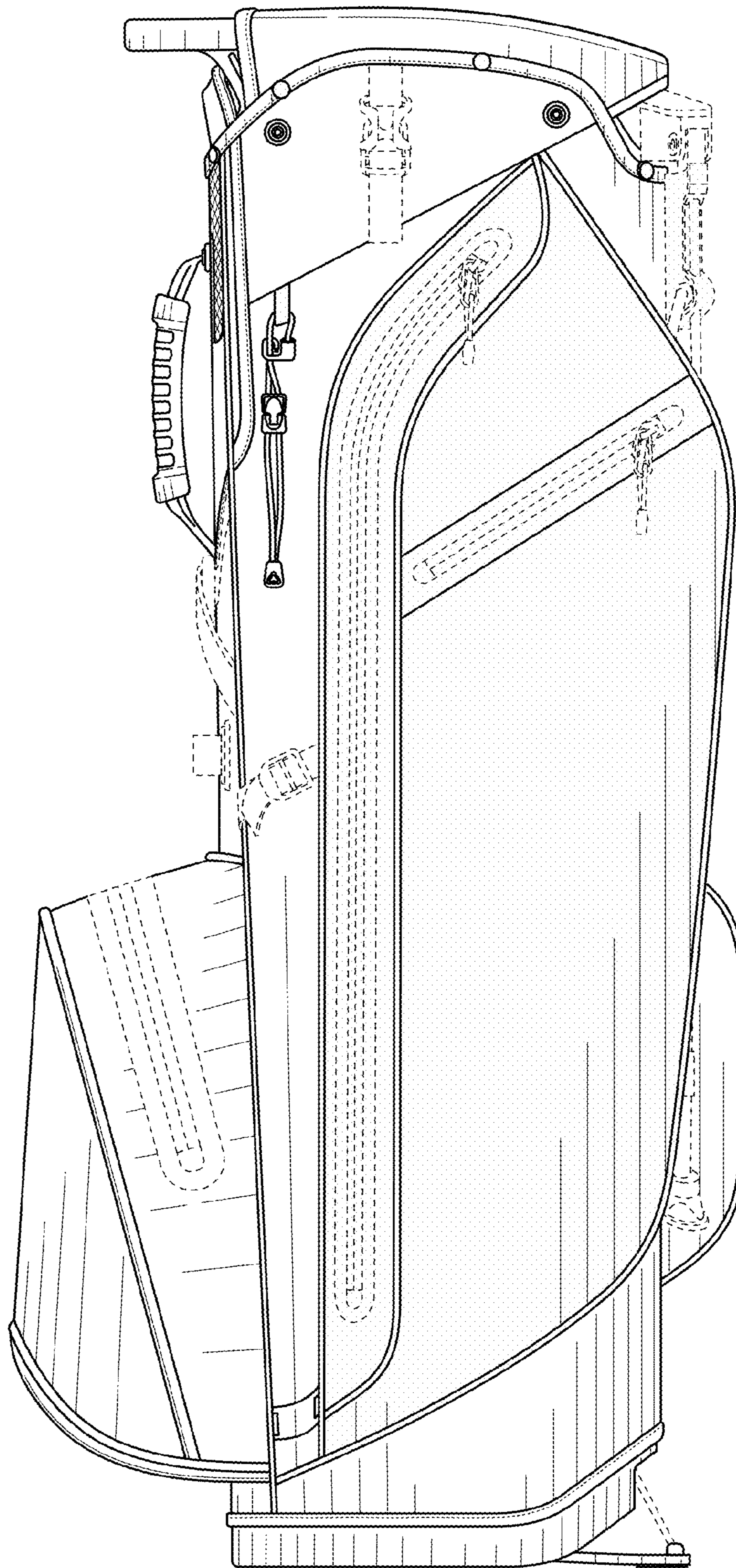


FIG. 5

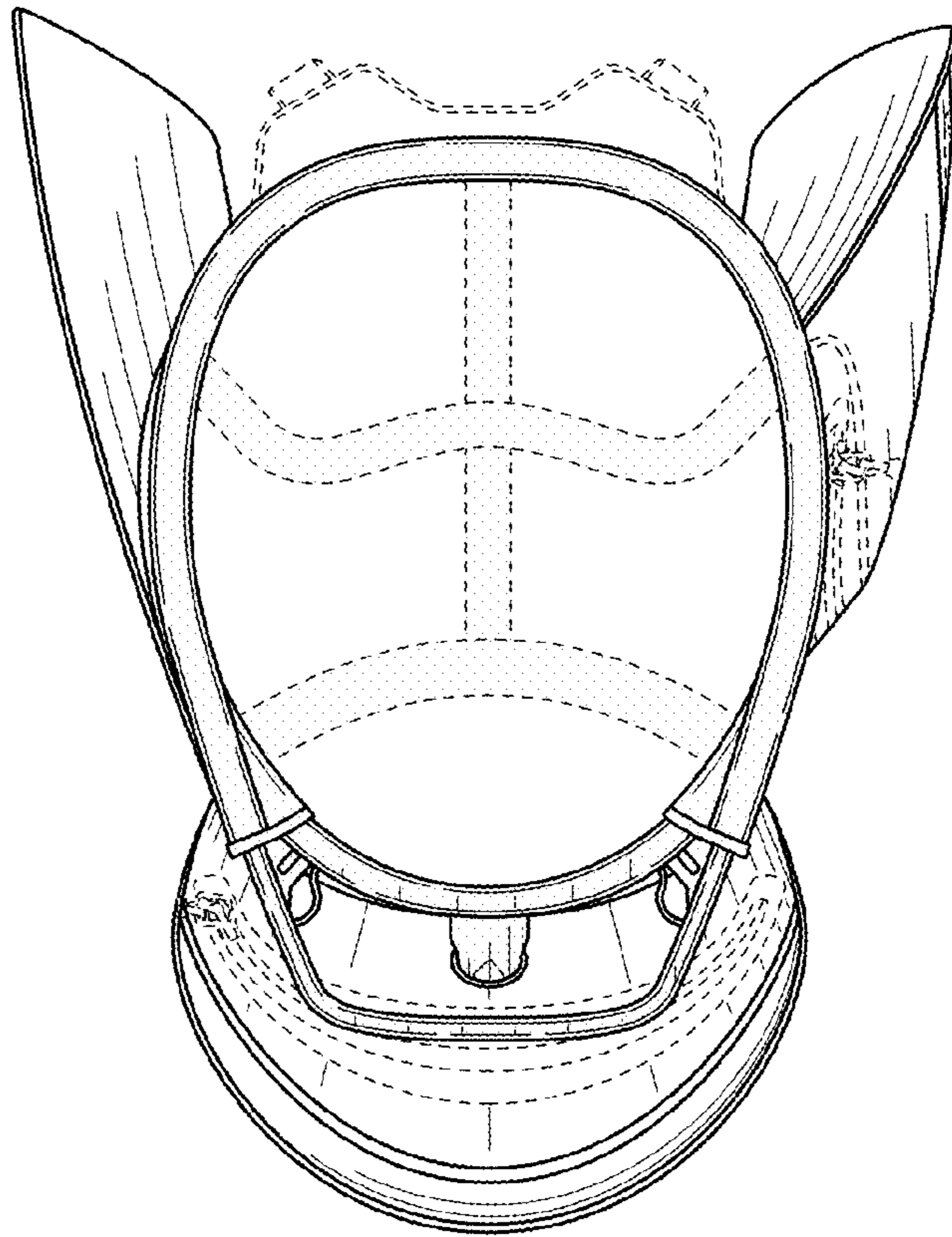


FIG. 6

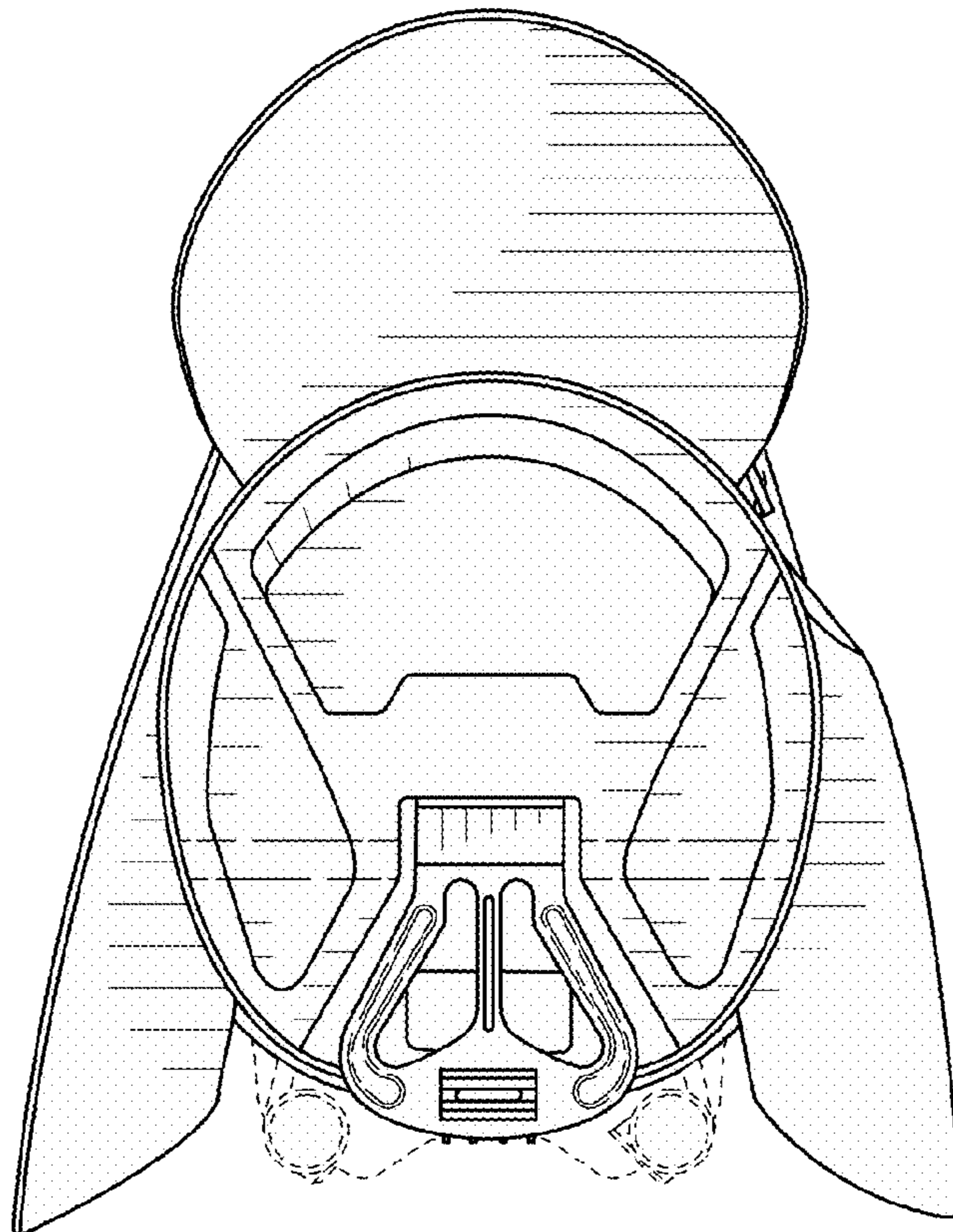


FIG. 7

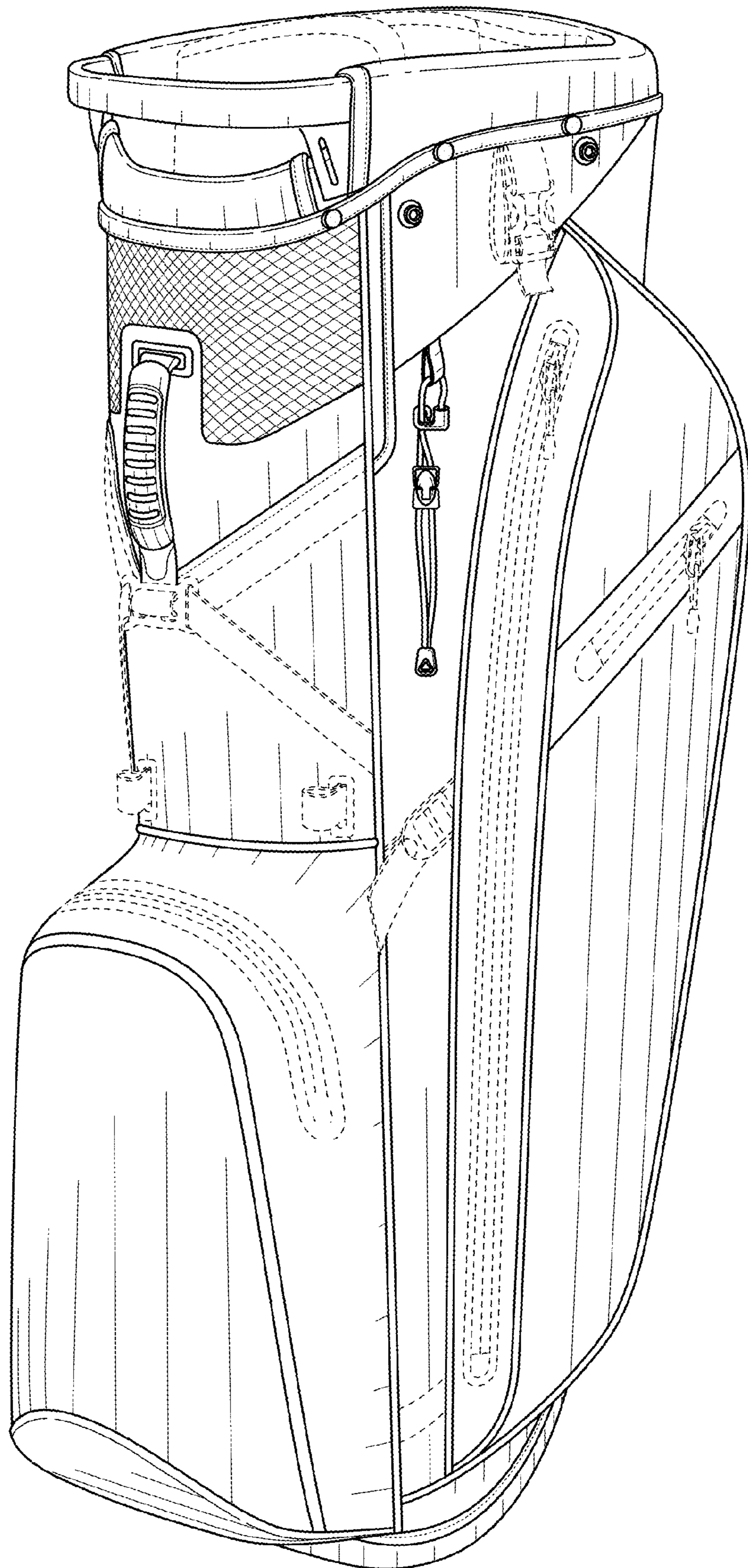


FIG. 8