



US00D872460S

(12) **United States Design Patent**  
**Arikawa**

(10) **Patent No.:** **US D872,460 S**  
(45) **Date of Patent:** **\*\* Jan. 14, 2020**

(54) **DIAPER PAD FANNY PACK**

(71) Applicant: **Kazumi Arikawa**, La Crescenta, CA  
(US)

(72) Inventor: **Kazumi Arikawa**, La Crescenta, CA  
(US)

(\*\*) Term: **15 Years**

(21) Appl. No.: **29/662,851**

(22) Filed: **Sep. 10, 2018**

(51) **LOC (12) Cl.** ..... **03-01**

(52) **U.S. Cl.**  
USPC ..... **D3/226; D3/299**

(58) **Field of Classification Search**  
USPC ..... D3/226, 224, 221, 299, 213–214, 302;  
224/240, 680, 578–579, 645, 660;  
150/107, 108, 109, 110  
CPC ..... A45F 3/00; A45F 5/00; A45F 5/02; A45F  
5/021; A45C 13/021  
See application file for complete search history.

(56) **References Cited**

**U.S. PATENT DOCUMENTS**

D371,905 S *	7/1996	Kopel	.....	D3/226
D374,983 S *	10/1996	Brucki	.....	D3/226
D406,455 S *	3/1999	Wagner, II	.....	D3/226
D411,038 S *	6/1999	Fair	.....	D3/226
D720,536 S *	1/2015	Hsu	.....	D3/299
D787,177 S *	5/2017	O'Connor	.....	D3/226
D797,450 S *	9/2017	Willows	.....	D3/226
D835,402 S *	12/2018	Pomerantz	.....	D3/226

**OTHER PUBLICATIONS**

Kidsowntheuniverse.com, Parents Essential Fanny Pack (Year: 2019).\*

Amazon.com, Obecome Portable Waterproof Baby Diaper Changing Pad Kit, Travel Home Change Mat Organizer Bag for Toddlers Infants and Newborn. Earliest Review 2017.\*

\* cited by examiner

*Primary Examiner* — Catherine R Oliver-Garcia  
(74) *Attorney, Agent, or Firm* — Scarinci Hollenbeck, LLC; Libby Babu Varghese

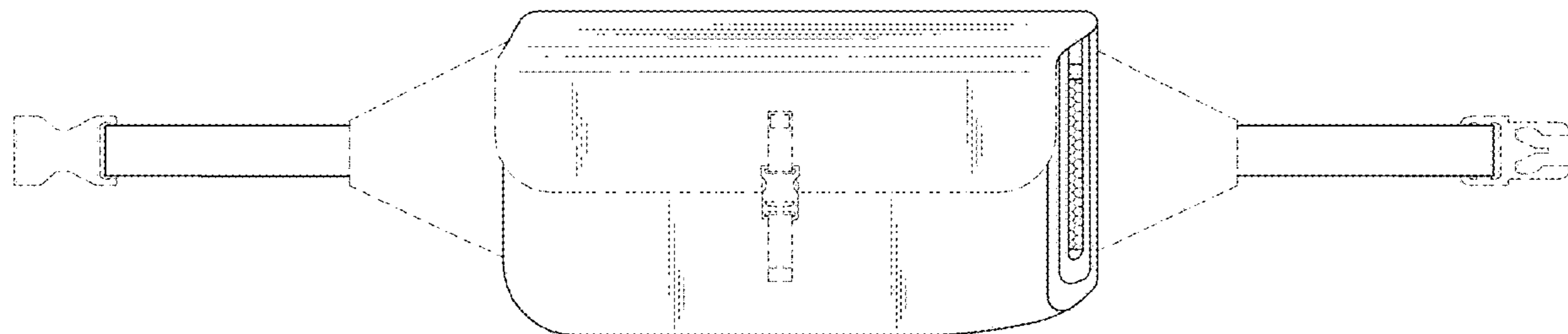
(57) **CLAIM**

The ornamental design for a diaper pad fanny pack, as shown and described.

**DESCRIPTION**

FIG. 1 is a perspective view of a diaper pad fanny pack embodying my new design shown in a closed position; FIG. 2 is a front view thereof; FIG. 3 is a rear view thereof; FIG. 4 is a left side view thereof; FIG. 5 is a right side view thereof; FIG. 6 is a top view thereof; FIG. 7 is a bottom view thereof; FIG. 8 is a rear perspective view of the diaper pad fanny pack, shown in an open position; FIG. 9 is a rear view thereof; FIG. 10 is a front view, shown in an open position; FIG. 11 is a right side view thereof; FIG. 12 is a left side view thereof; FIG. 13 is a top view thereof; and, FIG. 14 is a bottom view thereof. The broken lines depict portions of the design that form no part of the claimed design.

**1 Claim, 13 Drawing Sheets**



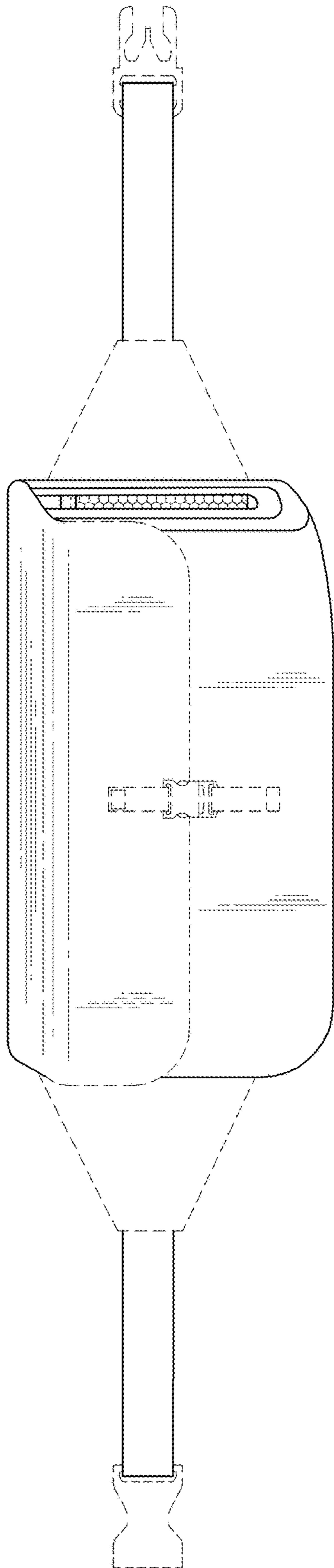


FIG. 1

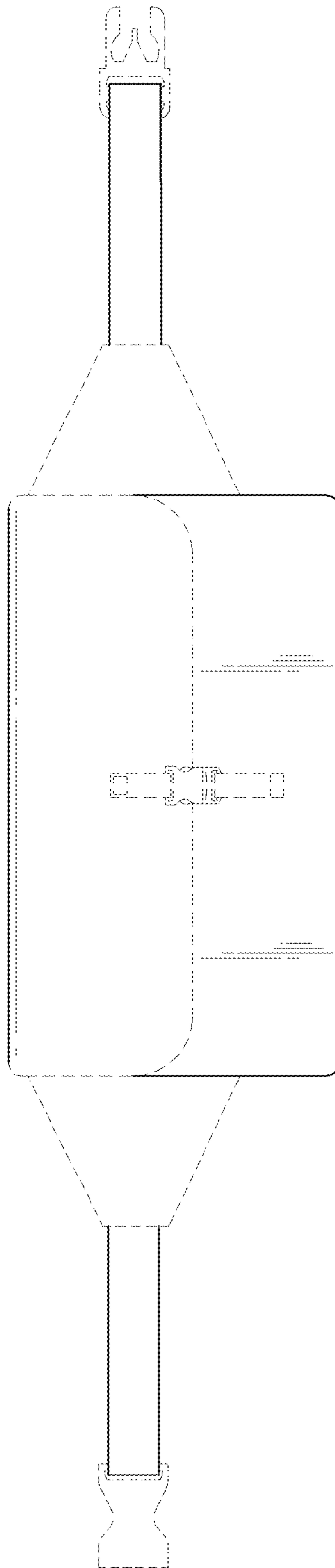


FIG. 2





FIG. 3



*FIG. 4*



*FIG. 5*




FIG. 6

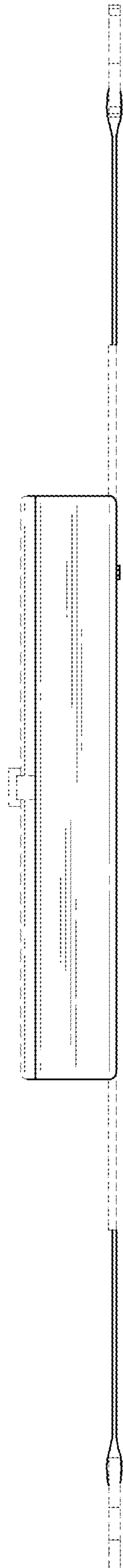


FIG. 7

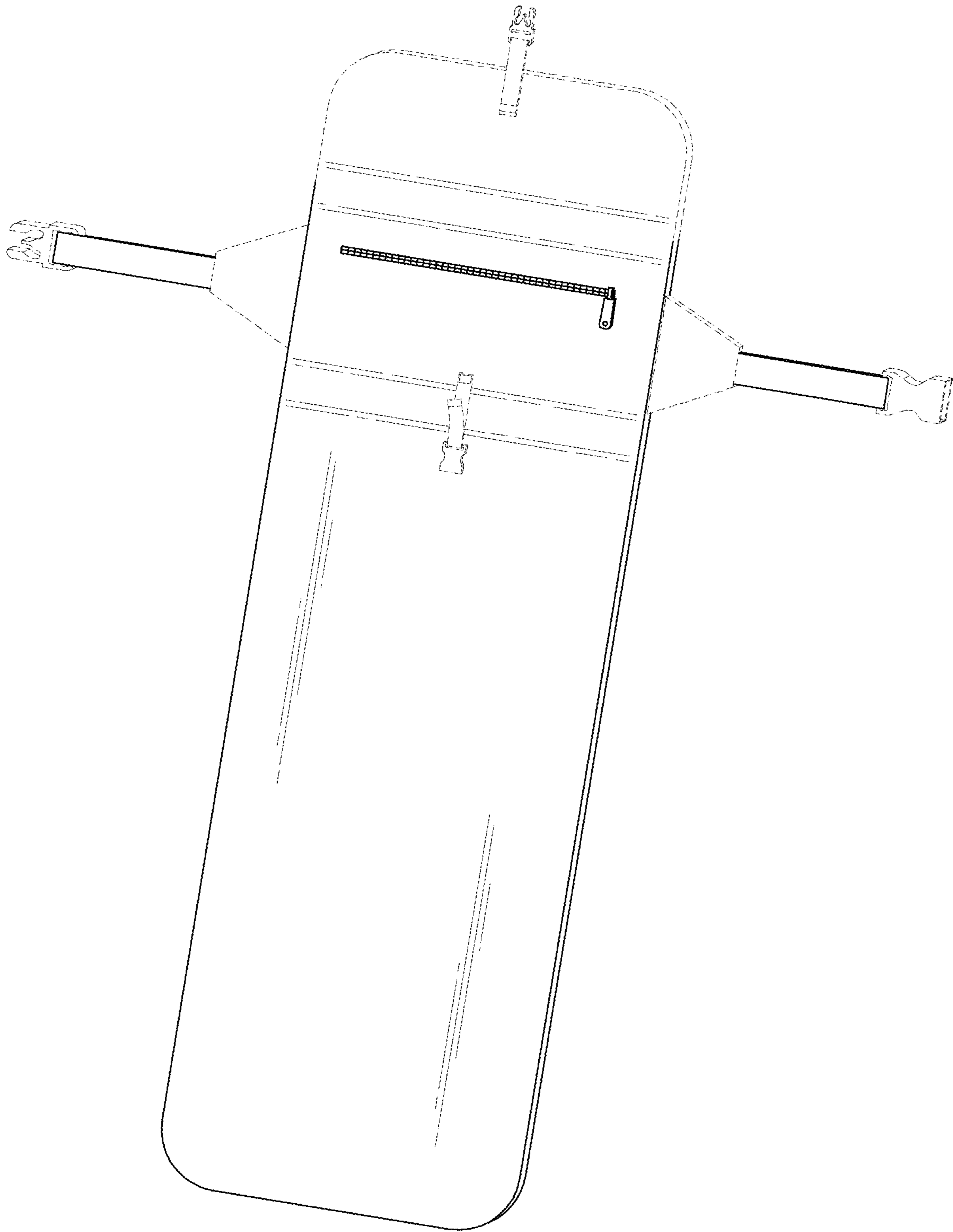


FIG. 8



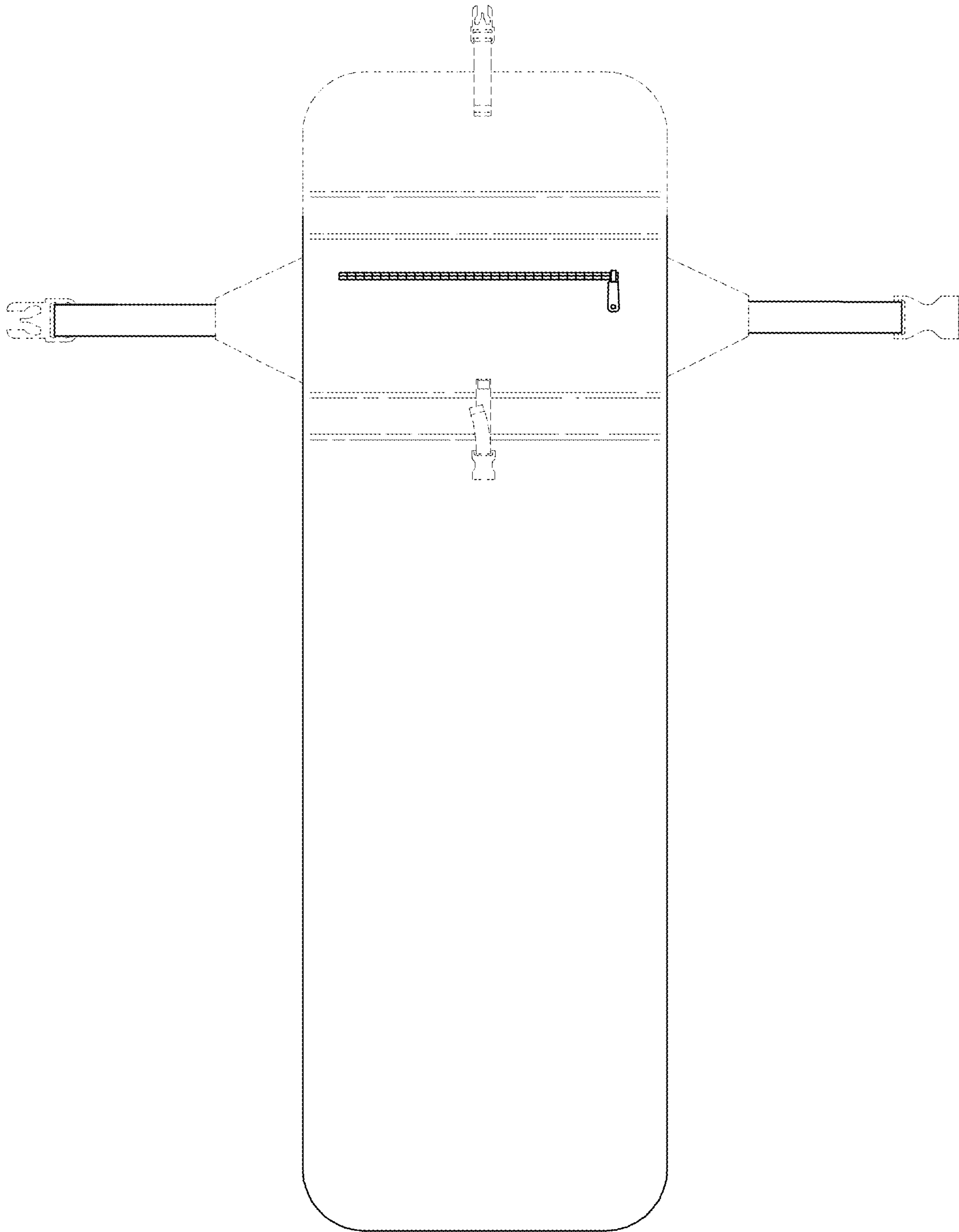


FIG. 9

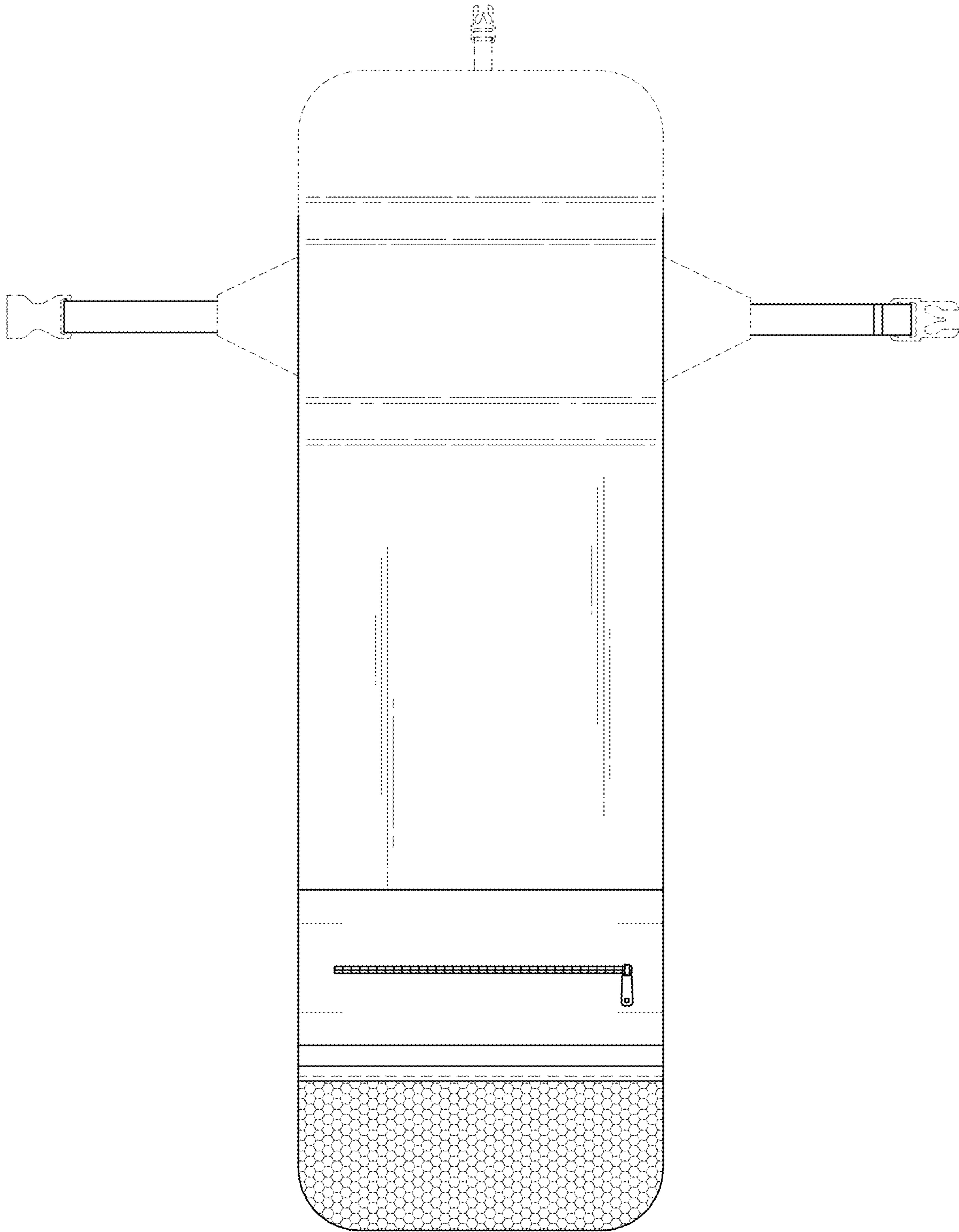
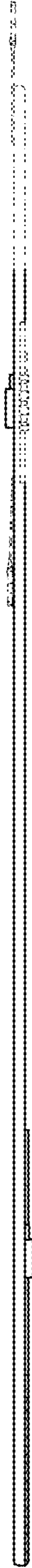


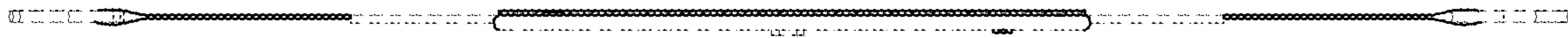
FIG. 10




*FIG. 11*



*FIG. 12*



*FIG. 13*



*FIG. 14*