

US00D872459S

(12) **United States Design Patent** (10) **Patent No.:** **US D872,459 S**
Grissinger (45) **Date of Patent:** **** Jan. 14, 2020**

(54) **TRAY FOR HOLDING ARTIST TOOLS**
(71) Applicant: **Scott W. Grissinger**, Camp Hill, PA (US)
(72) Inventor: **Scott W. Grissinger**, Camp Hill, PA (US)
(**) Term: **15 Years**
(21) Appl. No.: **29/620,798**
(22) Filed: **Jun. 5, 2017**
(51) **LOC (12) Cl.** **03-03**
(52) **U.S. Cl.**
USPC **D3/206; D19/105**
(58) **Field of Classification Search**
USPC D9/449-454, 503, 504, 737, 759, 761;
D3/201, 205, 206, 315, 901; D19/101,
D19/102, 105, 81, 85; 206/1.7, 1.8, 1.9,
206/362, 373, 443, 557, 564, 565
CPC . A45C 11/24; A45C 13/02; A45C 2013/1015;
A45D 44/18
See application file for complete search history.

5,348,347 A * 9/1994 Shink B42D 5/006
206/38
D385,694 S * 11/1997 Magnussen D3/201
D443,299 S 6/2001 Harrison
D445,564 S * 7/2001 Brookhouse D3/206
D466,686 S * 12/2002 Brookhouse D3/206
D476,811 S * 7/2003 Brookhouse D3/206
D526,118 S * 8/2006 Foote D3/203.1
D577,191 S * 9/2008 Moldovan D3/203.6
D577,484 S * 9/2008 Lott D3/203.1
D630,836 S * 1/2011 Powell D3/203.1
D699,030 S * 2/2014 Etzler D3/206
8,833,557 B1 * 9/2014 Gwynn, Jr. B25H 3/022
206/372
D851,915 S * 6/2019 Bedolla D3/206
2008/0116084 A1 5/2008 Nelson
2018/0249802 A1 * 9/2018 Aizenberg A45D 6/00
2019/0246761 A1 * 8/2019 Tibbs-Mackey A45C 13/02

* cited by examiner

Primary Examiner — W. A. Teddy Falloway
(74) *Attorney, Agent, or Firm* — Suzanne Kikel

(57) **CLAIM**

The ornamental design for a tray for holding artist tools, as shown and described.

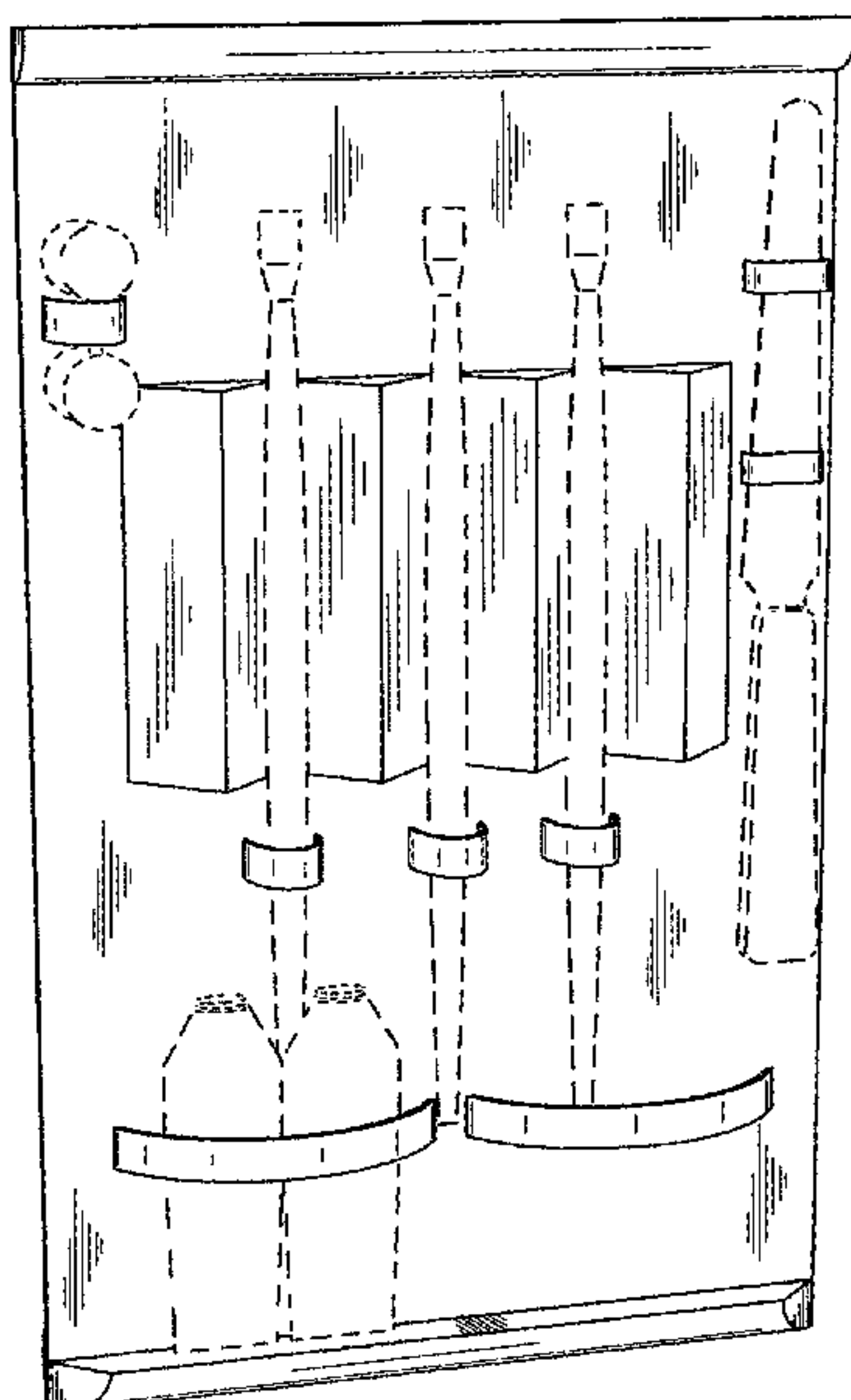
(56) **References Cited**
U.S. PATENT DOCUMENTS

D144,910 S	6/1946	Crane	
D165,128 S	11/1951	Blacher	
3,280,966 A	10/1966	Boniface	
3,749,233 A *	7/1973	McCormick, Jr.	A45C 11/26 206/373
4,210,244 A *	7/1980	Westrick	A45C 3/00 206/370
D257,090 S *	9/1980	King, Jr.	D3/228
D264,096 S	4/1982	Jones	
D277,295 S	1/1985	Jones	
4,735,306 A	4/1988	Smit	
D300,540 S	4/1989	Salis	
5,277,302 A	1/1994	Seisa	
D347,654 S	6/1994	Koves	

DESCRIPTION

FIG. 1 is a front perspective view of a tray for holding artist tools, showing my new design.
FIG. 2 is a front view thereof.
FIG. 3 is a rear view thereof.
FIG. 4 is a right side view thereof.
FIG. 5 is a left side view thereof.
FIG. 6 is a top view thereof; and,
FIG. 7 is a bottom view thereof.
The broken lines showing paint brushes, paint tubes, round paint containers, and a trowel illustrate environmental structure that forms no part of the claimed design.

1 Claim, 5 Drawing Sheets



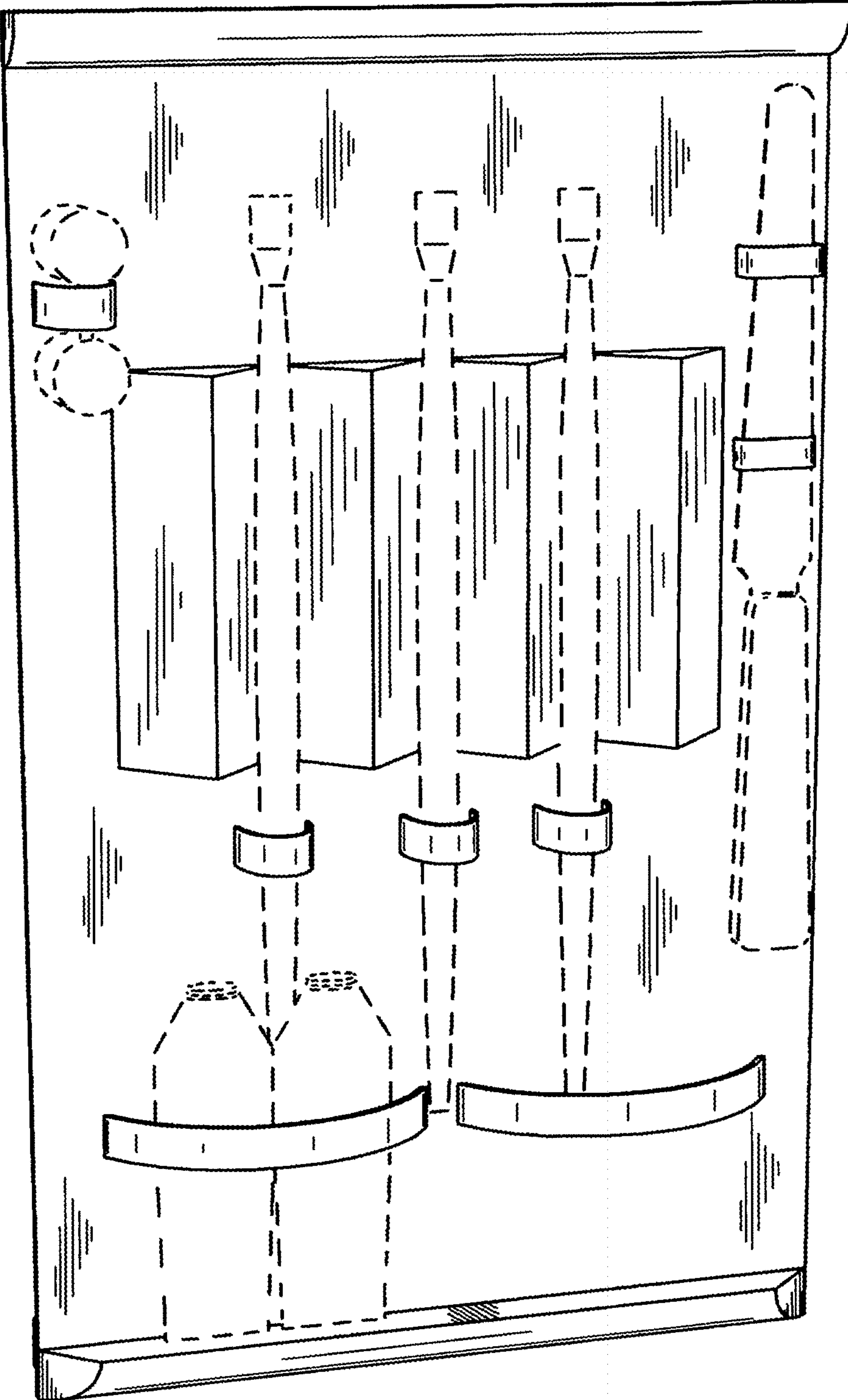


FIG. 1

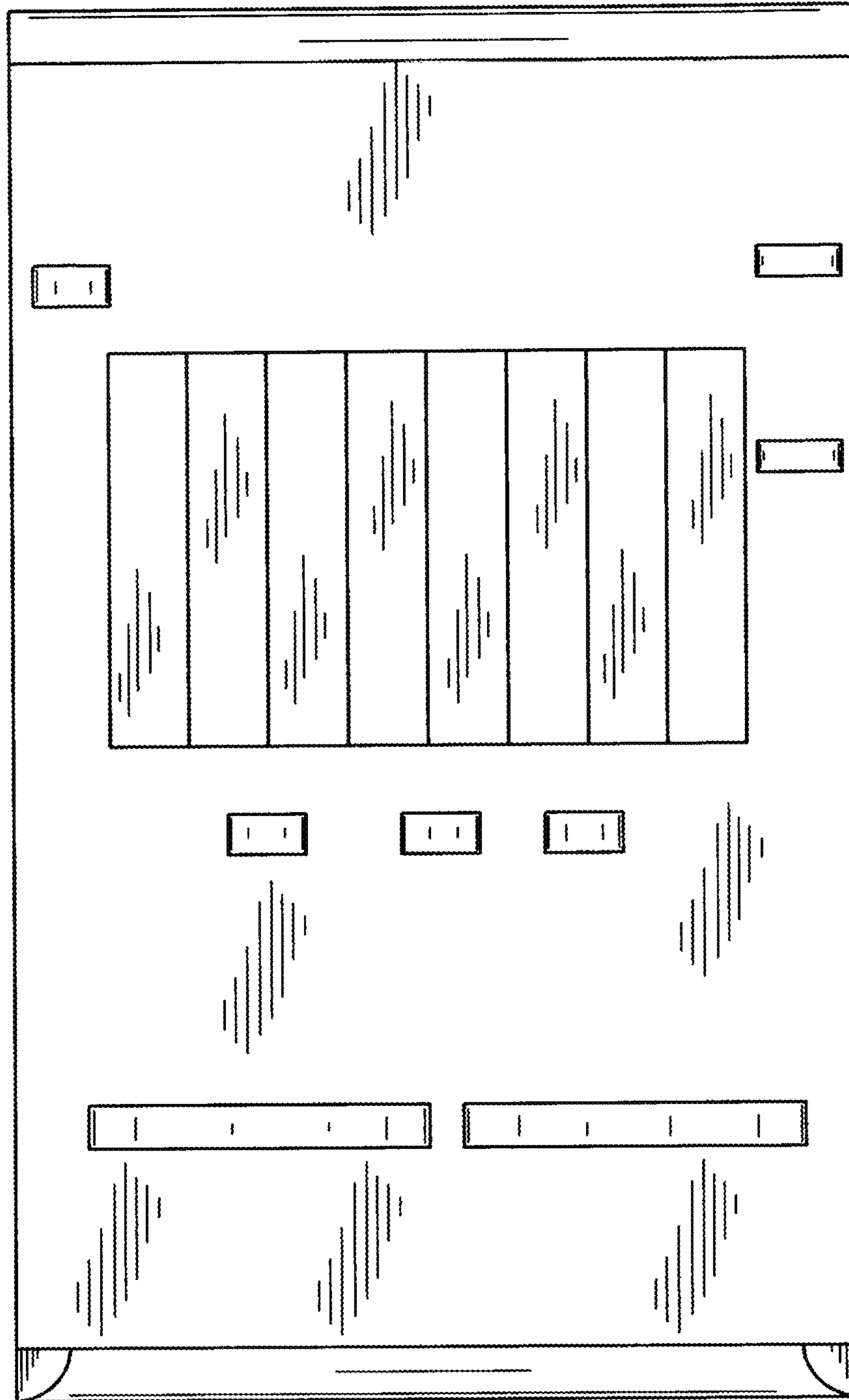


FIG. 2

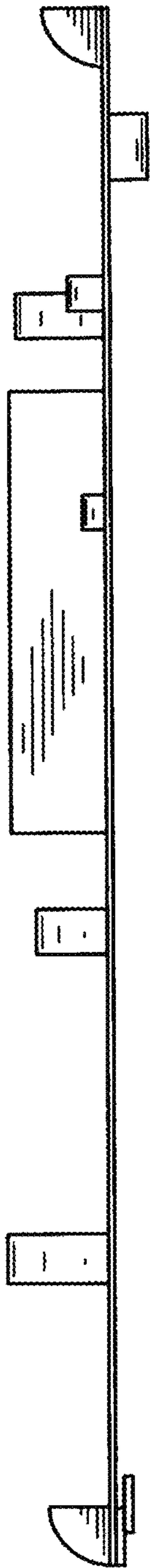


FIG. 4



FIG. 5

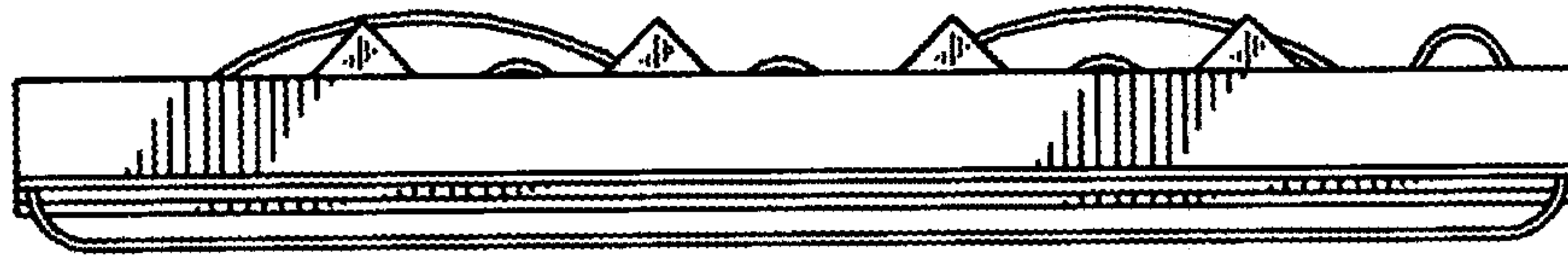


FIG. 6




FIG. 7