



US00D872453S

(12) **United States Design Patent** (10) **Patent No.:** **US D872,453 S**  
**Durisch** (45) **Date of Patent:** **\*\* Jan. 14, 2020**

(54) **PAIR OF STOCKINGS**  
(71) Applicant: **Bauerfeind AG**, Zeulenroda-Triebes (DE)  
(72) Inventor: **Mathias Durisch**, Zürich (CH)  
(73) Assignee: **Bauerfeind AG**, Zeulenroda-Triebes (DE)  
(\*\*) Term: **15 Years**  
(21) Appl. No.: **29/657,916**  
(22) Filed: **Jul. 26, 2018**

(30) **Foreign Application Priority Data**  
Jan. 26, 2018 (EM) ..... 004681468-0011  
(51) **LOC (12) Cl.** ..... **02-04**  
(52) **U.S. Cl.**  
USPC ..... **D2/994**; D24/192  
(58) **Field of Classification Search**  
USPC ..... D24/190, 192; D2/980-994; D29/121.2  
CPC .... A61F 5/0111; A61F 13/066; A61F 5/0127;  
A61F 13/08; A61F 13/101; A61F 5/14;  
A61F 13/065; A41B 11/02; A41B 11/003;  
A41B 2400/20; A41B 2400/60; D04B  
1/26  
See application file for complete search history.

(56) **References Cited**  
U.S. PATENT DOCUMENTS  
6,286,151 B1 \* 9/2001 Lambertz ..... A41B 11/003  
2/239  
6,311,334 B1 \* 11/2001 Reinhardt ..... A61F 13/08  
2/239

6,805,681 B2 \* 10/2004 Yokoyama ..... D04B 1/26  
2/239  
D624,300 S \* 9/2010 Hollingsworth ..... D2/980  
D627,147 S \* 11/2010 Lambertz ..... D2/994  
D650,574 S \* 12/2011 Loth ..... D2/980  
D696,855 S \* 1/2014 Knauer ..... D2/980  
D710,593 S \* 8/2014 Goodman ..... D2/980  
D726,404 S \* 4/2015 Hoane ..... D2/994  
D728,112 S \* 4/2015 Higgins ..... D24/190  
D777,418 S \* 1/2017 Chiang ..... D2/994  
D850,635 S \* 6/2019 Chiang ..... D24/192  
2011/0314591 A1 \* 12/2011 Mitsuno ..... A61F 13/08  
2/239  
2014/0100502 A1 \* 4/2014 Chandler, Jr. .... A61F 5/0109  
602/26  
2014/0331387 A1 \* 11/2014 Hennings ..... A41B 11/003  
2/239

\* cited by examiner

*Primary Examiner* — Jennifer L Watkins  
(74) *Attorney, Agent, or Firm* — Arent Fox LLP

(57) **CLAIM**

The ornamental design for a pair of stockings, as shown and described.

**DESCRIPTION**

FIG. 1 is a perspective view of a stocking for a left foot showing my new design for a pair of stockings;  
FIG. 2 is a left side view of the stocking shown in FIG. 1;  
FIG. 3 is a rear view of the stocking shown in FIG. 1;  
FIG. 4 is a right side view of the stocking shown in FIG. 1; and,  
FIG. 5 is a bottom view of the stocking shown in FIG. 1.  
FIGS. 1-5 show a stocking for a left foot, depictions of the stocking for the right foot having been omitted as they are mirror images of the stocking for the left foot.

**1 Claim, 5 Drawing Sheets**

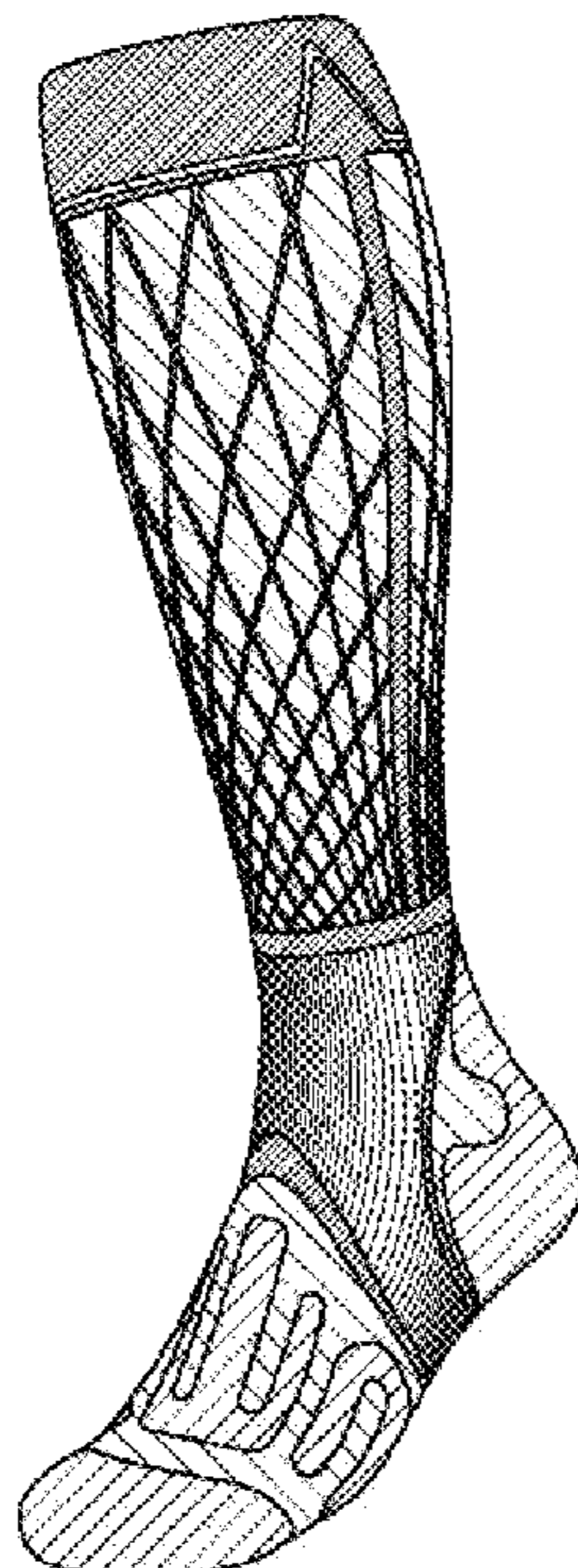


FIG. 1

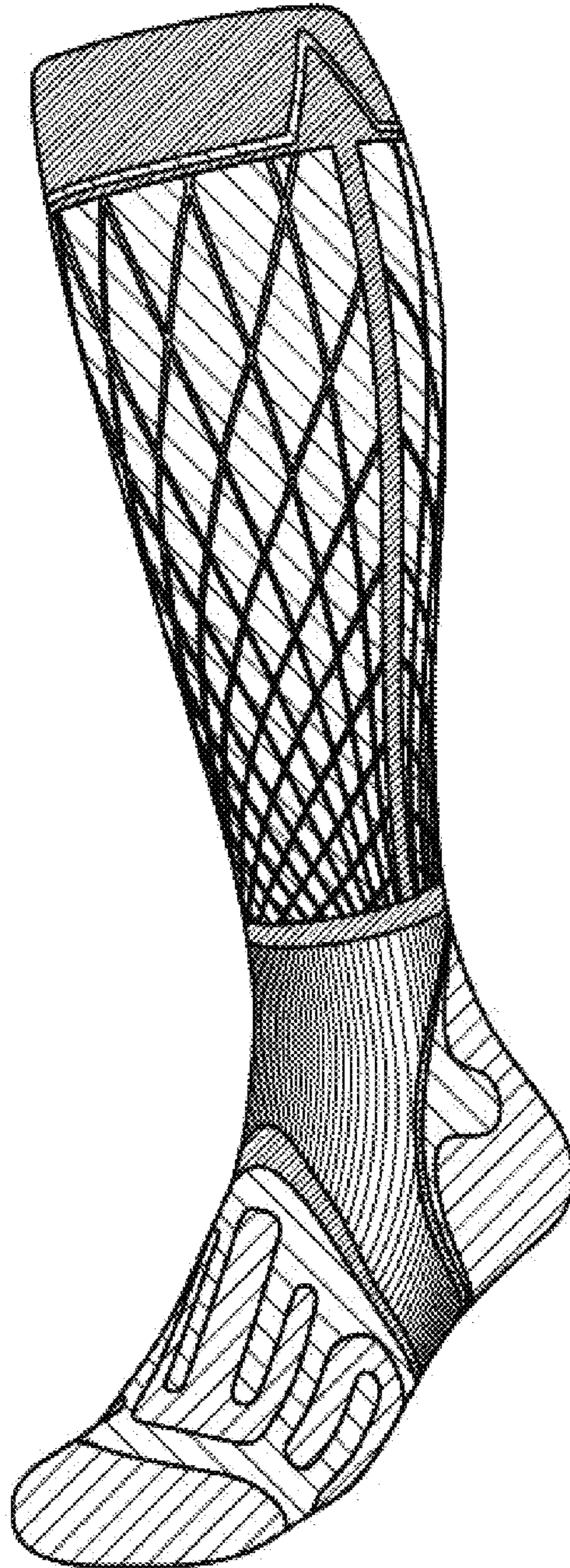


FIG. 2

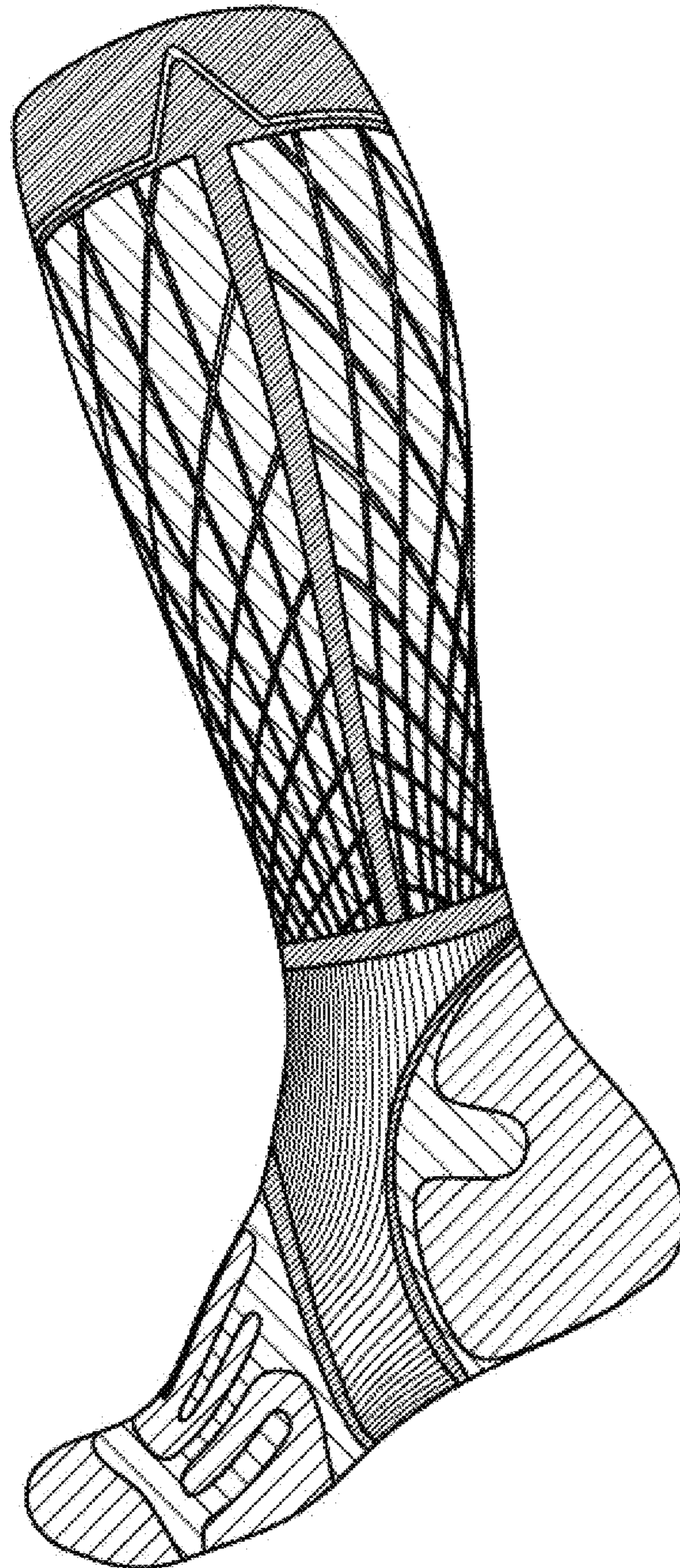


FIG. 3

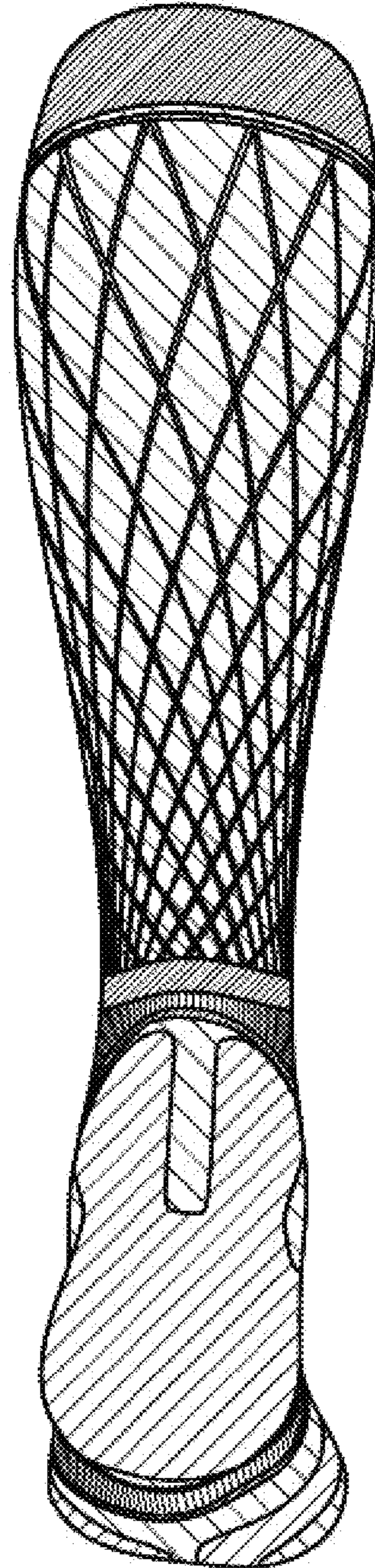


FIG. 4

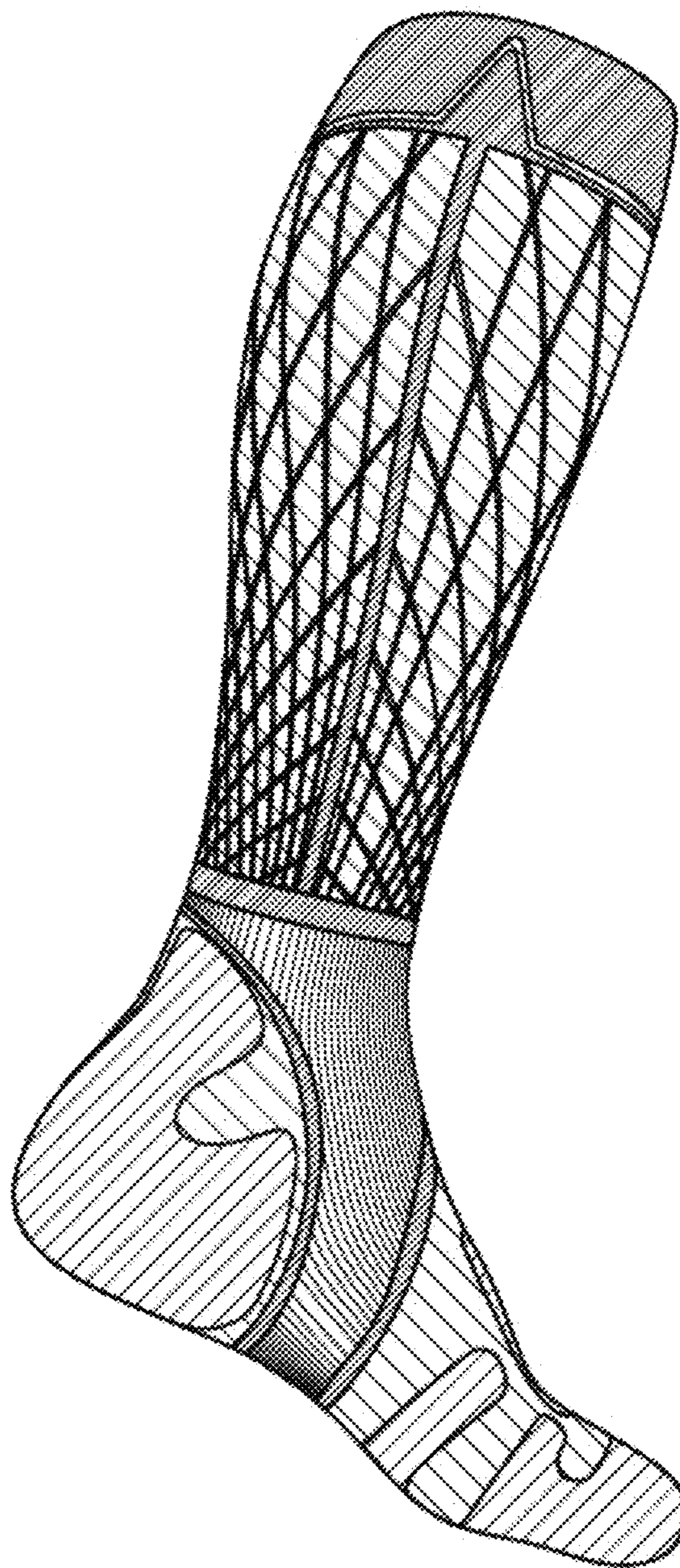


FIG. 5

