



US00D872451S

(12) **United States Design Patent** (10) **Patent No.:** **US D872,451 S**
Boal (45) **Date of Patent:** **** Jan. 14, 2020**

(54) **INTERCHANGEABLE FOOTWEAR PANEL SYSTEM**

D771,933 S * 11/2016 Scott, Jr. D2/946
D771,934 S * 11/2016 Scott, Jr. D2/946
D825,911 S * 8/2018 Chretien D2/976
D850,066 S * 6/2019 Isaack D2/946

(71) Applicant: **Kadima Forward Inc.**, Los Altos, CA (US)

(72) Inventor: **Michele Boal**, Los Altos, CA (US)

(73) Assignee: **Kadima Forward Inc.**, Los Altos, CA (US)

(**) Term: **15 Years**

(21) Appl. No.: **29/626,272**

(22) Filed: **Nov. 15, 2017**

(51) **LOC (12) Cl.** **02-99**

(52) **U.S. Cl.**
USPC **D2/976; D2/946**

(58) **Field of Classification Search**
USPC D2/896, 897, 902, 906-908, 925-942,
D2/946, 947, 969, 972-974, 976; D5/47,
D5/49, 50, 53, 54, 56, 60
CPC ... A43B 13/181; A43B 13/141; A43B 13/186;
A43B 13/188; A43B 23/00; A43B 23/02;
A43B 5/00; A43B 23/26; A43B 1/04;
A43B 11/14; A43B 7/00; A43B 3/12;
A43C 3/00; A43C 5/00; A43C 7/00;
A43C 11/004

See application file for complete search history.

(56) **References Cited**

U.S. PATENT DOCUMENTS

D550,446 S * 9/2007 Levesy D2/946
D552,834 S * 10/2007 Hannah D2/946
D625,502 S * 10/2010 Brambilla D2/946
D762,967 S * 8/2016 Reaux D2/976
D765,965 S * 9/2016 Kaupelis D2/976
D771,368 S * 11/2016 Scott, Jr. D2/946

OTHER PUBLICATIONS

Kadima, Examination Report, CA181357, dated Feb. 19, 2019, 7 pgs.
Kadima, Patent Certificate for Design Patent, ZL2018302229156, Mar. 19, 2019, 4 pgs.
Kadima, Office Action, IL62098, dated Apr. 30, 2019, 4 pgs.
Kadima Forward, Inc., Notice of Registration Decision for Design Application, KR2018-0022604, Nov. 8, 2018, 3 pgs.
Kadima Forward, Inc., Certificate of Design Registration, KR2018-0022604, Feb. 1, 2019, 2 pgs.
Kadima, Notice of Acceptance, A2018/00722, Jan. 17, 2019, 2 pgs.
Kadima, Notice of Acceptance, A2018/00723, Jan. 17, 2019, 2 pgs.

* cited by examiner

Primary Examiner — Dominic V Simone
(74) *Attorney, Agent, or Firm* — Morgan, Lewis & Bockius LLP

(57) **CLAIM**

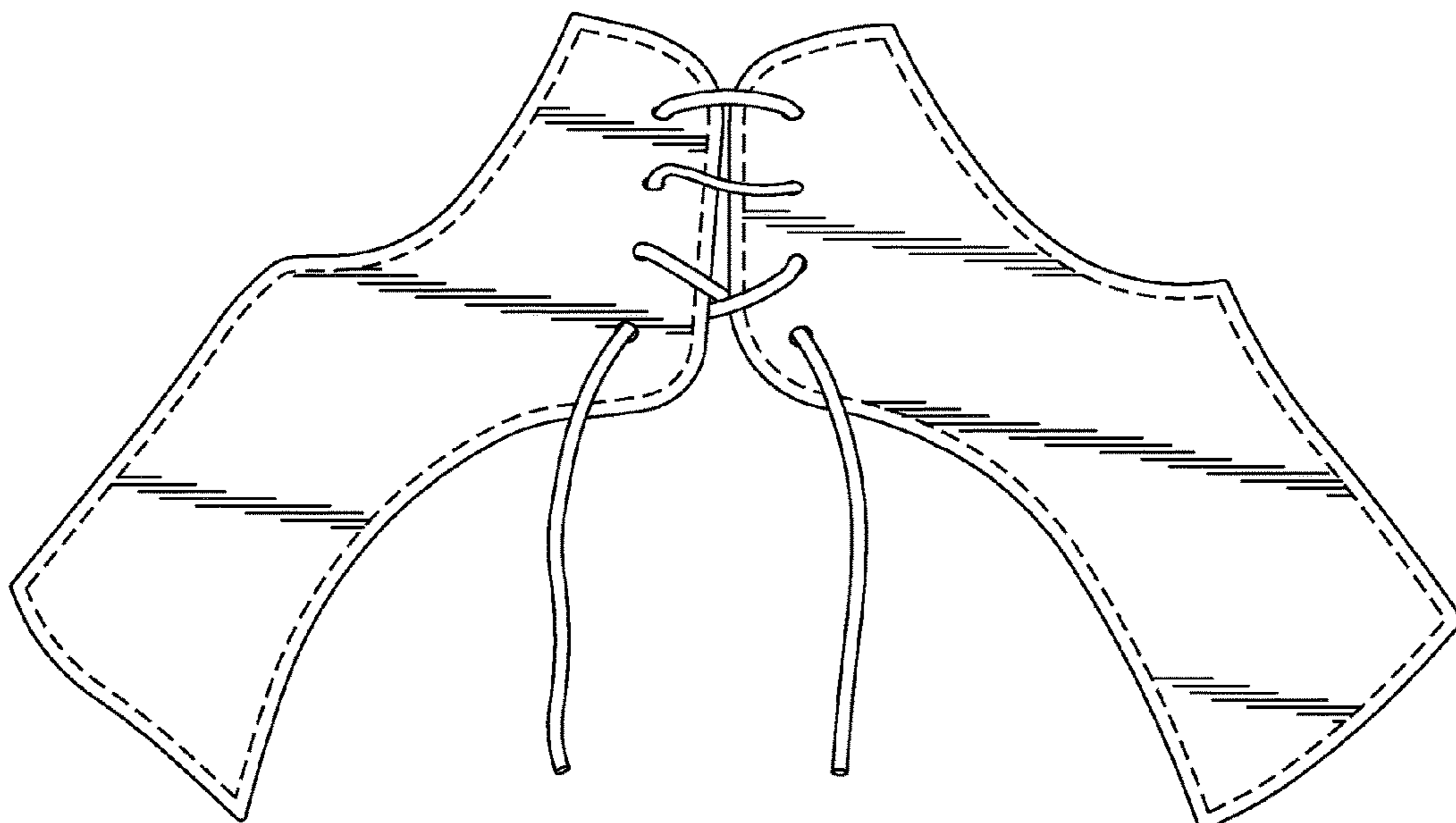
The ornamental design for an interchangeable footwear panel system, as shown and described.

DESCRIPTION

FIG. 1 is a top view of an interchangeable footwear panel system; and,
FIG. 2 is a bottom view of the interchangeable footwear panel system shown in FIG. 1.

The broken lines are directed to environment and are for illustrative purposes only; the broken lines form no part of the claimed design.

1 Claim, 1 Drawing Sheet



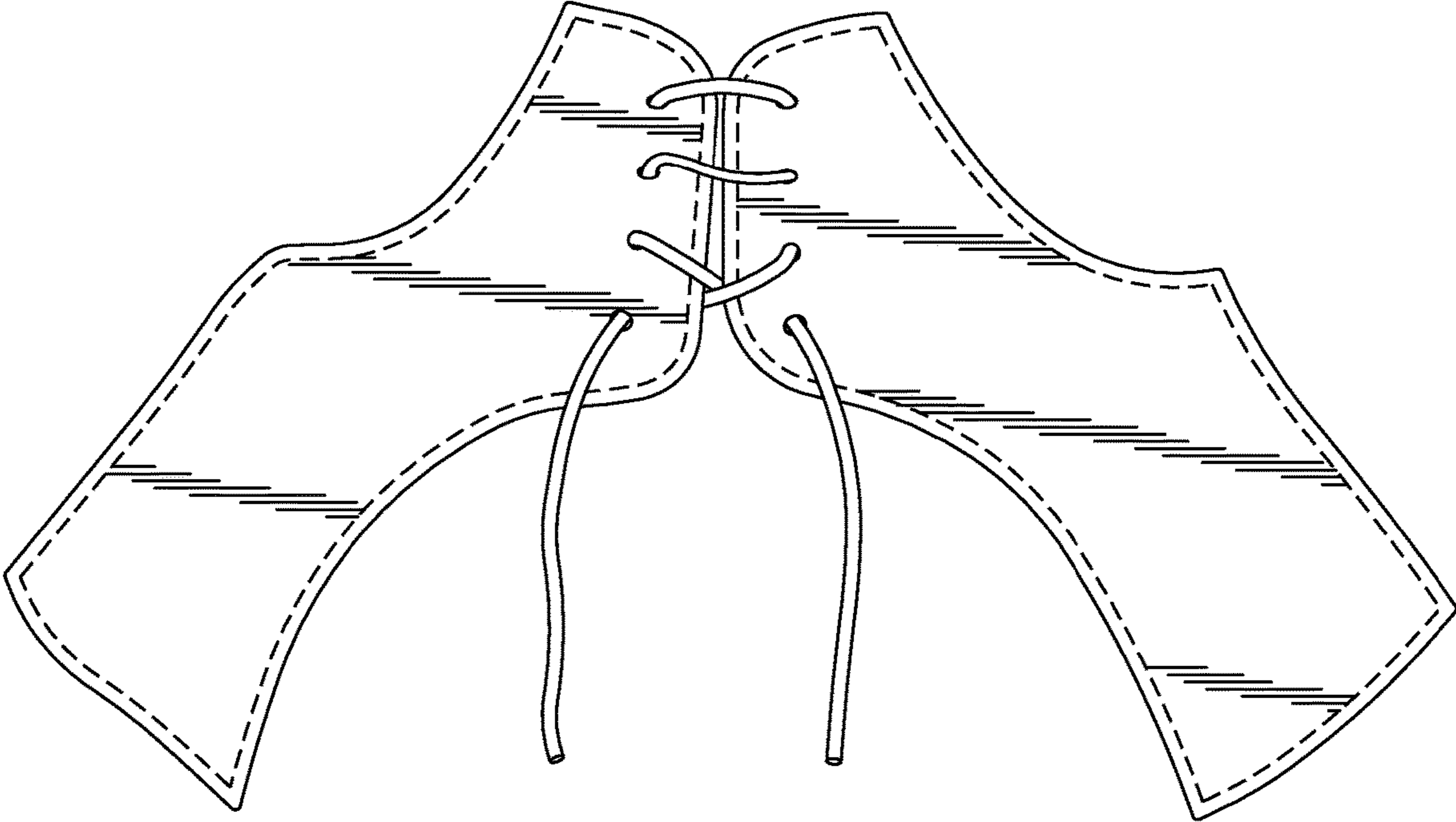


Figure 1

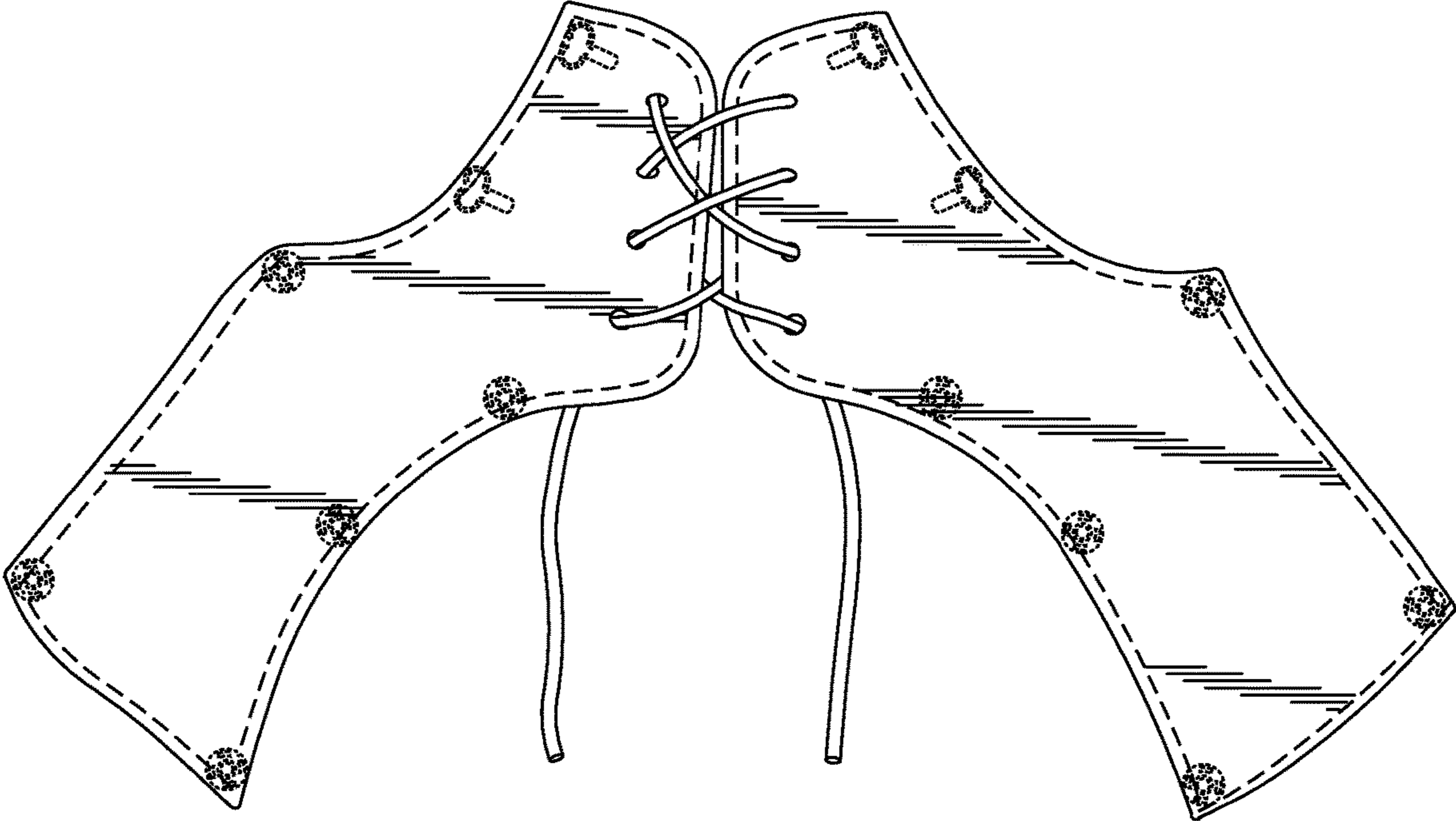


Figure 2