



US00D872449S

(12) **United States Design Patent** (10) **Patent No.:** **US D872,449 S**
Holmes (45) **Date of Patent:** **** Jan. 14, 2020**

(54) **SHOE**
(71) Applicant: **NIKE, Inc.**, Beaverton, OR (US)
(72) Inventor: **Edmund Holmes**, Portland, OR (US)
(73) Assignee: **NIKE, Inc.**, Beaverton, OR (US)
(**) Term: **15 Years**

D790,173 S 6/2017 Raasch
D790,193 S * 6/2017 Mueller D2/972
D793,069 S * 8/2017 Jury D2/972
D799,180 S 10/2017 Sokol
D801,676 S * 11/2017 Durand D2/972
D802,284 S * 11/2017 McCullagh D2/972
D805,742 S * 12/2017 Ochipa D2/969
D807,015 S * 1/2018 Hernandez D2/972
D813,518 S * 3/2018 Jury D2/972

(Continued)

(21) Appl. No.: **29/637,237**
(22) Filed: **Feb. 15, 2018**
(51) **LOC (12) Cl.** **02-99**
(52) **U.S. Cl.**
USPC **D2/973**
(58) **Field of Classification Search**
USPC D2/896, 902, 904, 906-908, 946, 969,
D2/972-974; D5/47, 49, 50, 53, 54, 56,
D5/60
CPC ... A43B 13/181; A43B 13/141; A43B 13/186;
A43B 13/188; A43B 23/00; A43B 23/02;
A43B 5/00; A43B 23/26; A43B 1/04;
A43B 11/14; A43B 7/00; A43B 3/12;
A43C 3/00; A43C 5/00; A43C 7/00;
A43C 11/004

See application file for complete search history.

(56) **References Cited**

U.S. PATENT DOCUMENTS

D546,548 S 7/2007 Wozniak
D636,568 S 4/2011 McMillan
D683,133 S * 5/2013 Petrie D2/972
D694,508 S * 12/2013 Henrichot D2/972
D712,133 S * 9/2014 Miner D2/972
D716,539 S * 11/2014 Dombrow D2/972
D718,035 S * 11/2014 Hardman D2/972
D748,904 S * 2/2016 Greenhalgh D2/969
D764,785 S * 8/2016 O'Connor D2/972
D765,363 S 9/2016 Petrie
D772,552 S 11/2016 Greenspan
D781,563 S 3/2017 Chang

OTHER PUBLICATIONS

Nike Releases the Zoom Train Command for Russell Wilson [online], [retrieved Feb. 13, 2018], Retrieved from Sneakernews.com [Internet] URL: <https://sneakernews.com/2017/12/15/nike-zoom-train-command-russell-wilson/>; 4 color sheets, Dated Dec. 15, 2017.

(Continued)

Primary Examiner — Dominic V Simone
(74) *Attorney, Agent, or Firm* — Banner & Witcoff, Ltd.

(57) **CLAIM**

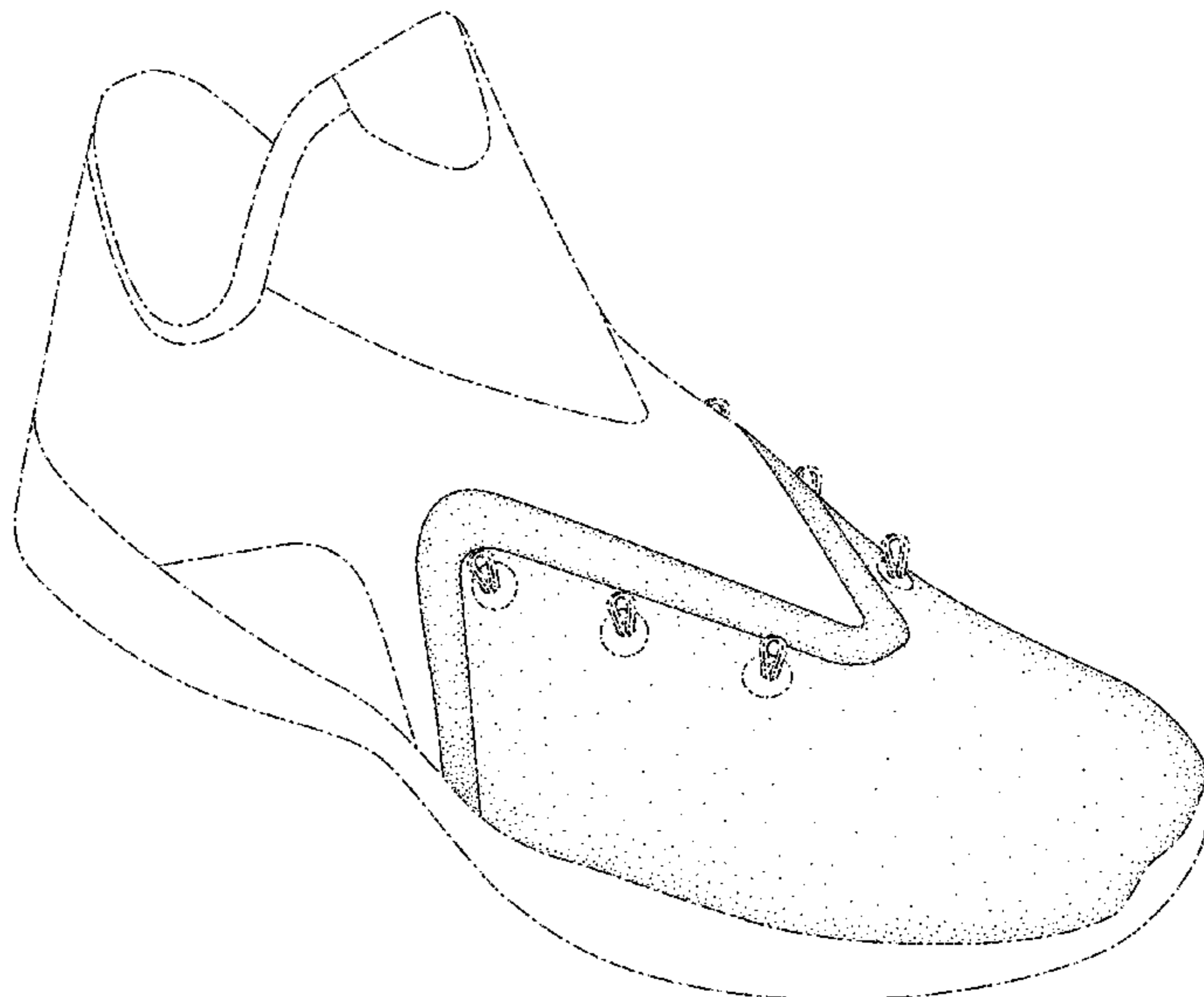
The ornamental design for a shoe, as shown and described.

DESCRIPTION

FIG. 1 is a front perspective view of a shoe showing my new design;
FIG. 2 is a side view thereof;
FIG. 3 is a front view thereof;
FIG. 4 is an opposite side view thereof; and,
FIG. 5 is a top view thereof.

The broken lines within the shaded area represent lacing elements that form no part of the claimed design. The broken lines immediately adjacent to the bottom of the shaded area define the bounds of the claimed design and form no part thereof. The broken lines showing the remainder of the shoe are for environmental purposes only and form no part of the claimed design.

1 Claim, 5 Drawing Sheets



(56)

References Cited

U.S. PATENT DOCUMENTS

D814,759 S *	4/2018	Kirschner	D2/969
D816,317 S *	5/2018	Nethongkome	D2/973
D816,974 S *	5/2018	Hernandez	D2/972
D821,730 S *	7/2018	Nethongkome	D2/972
D824,651 S *	8/2018	Greenhalgh	D2/969
D829,432 S *	10/2018	Sokol	D2/973
D851,891 S *	6/2019	de Montgolfier	D2/972
D851,901 S *	6/2019	Small	D2/972
D852,487 S *	7/2019	Greenhalgh	D2/969

OTHER PUBLICATIONS

Men's Nike Zoom Train Complete 2 Training Shoes [online], [retrieved Feb. 13, 2018], Retrieved from Internet <URL: <https://www.zalora.com.ph/nike-mens-nike-zoom-train-complete-2-training-shoes-black-grey-white-917219.html>>; 1 color sheet, Date unknown but prior to Feb. 1, 2018.

* cited by examiner

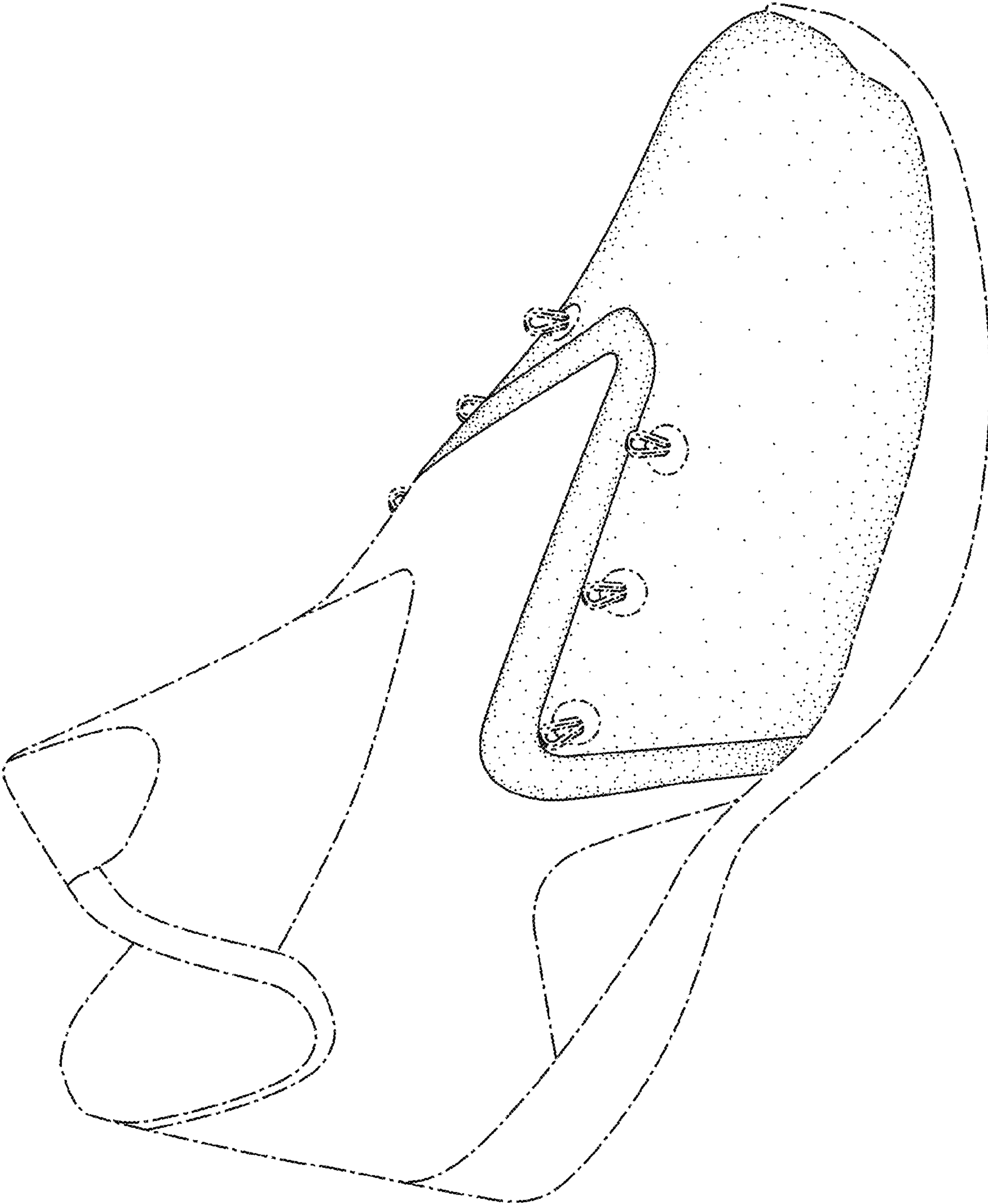


FIG. 1

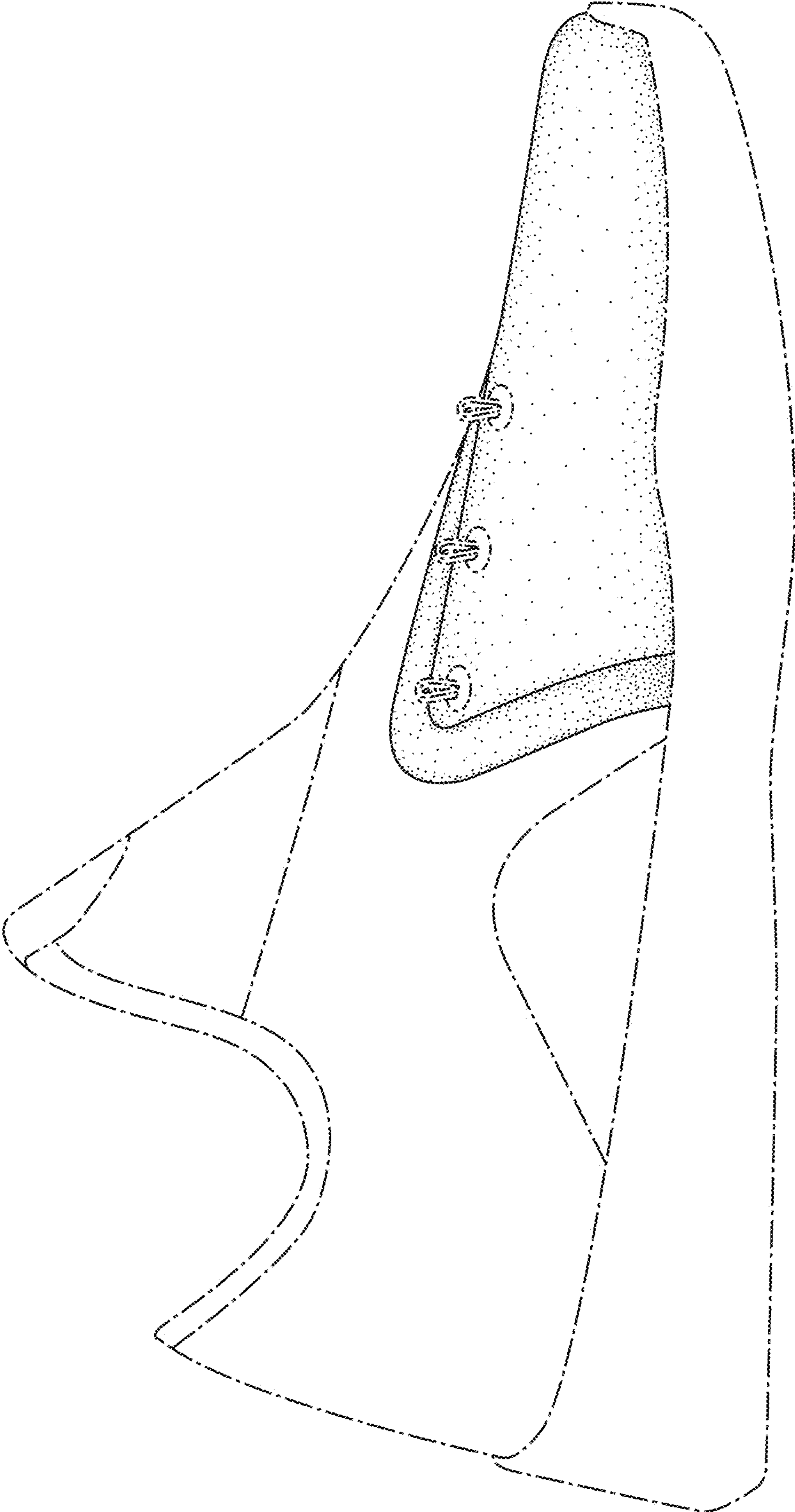


FIG. 2

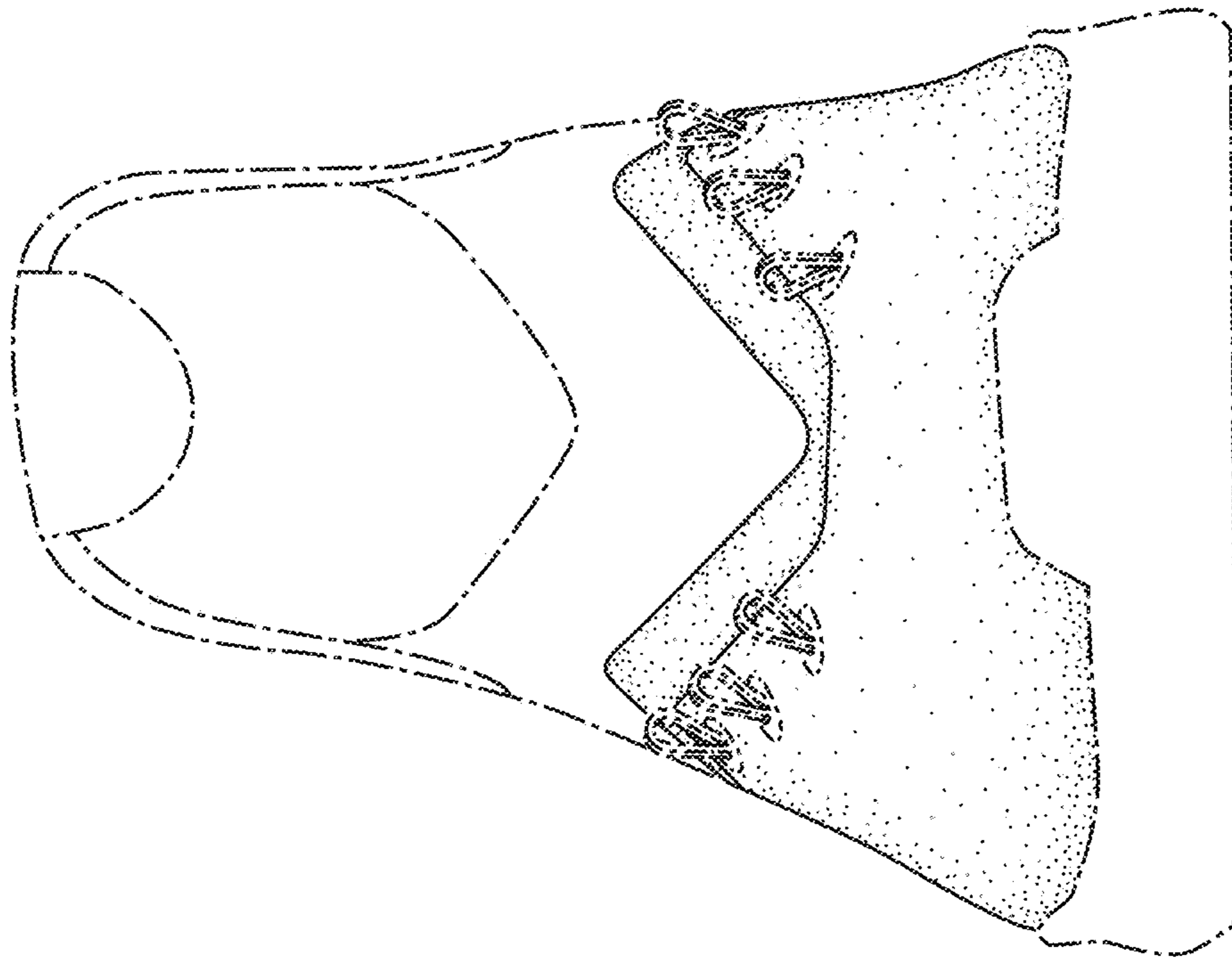


FIG. 3

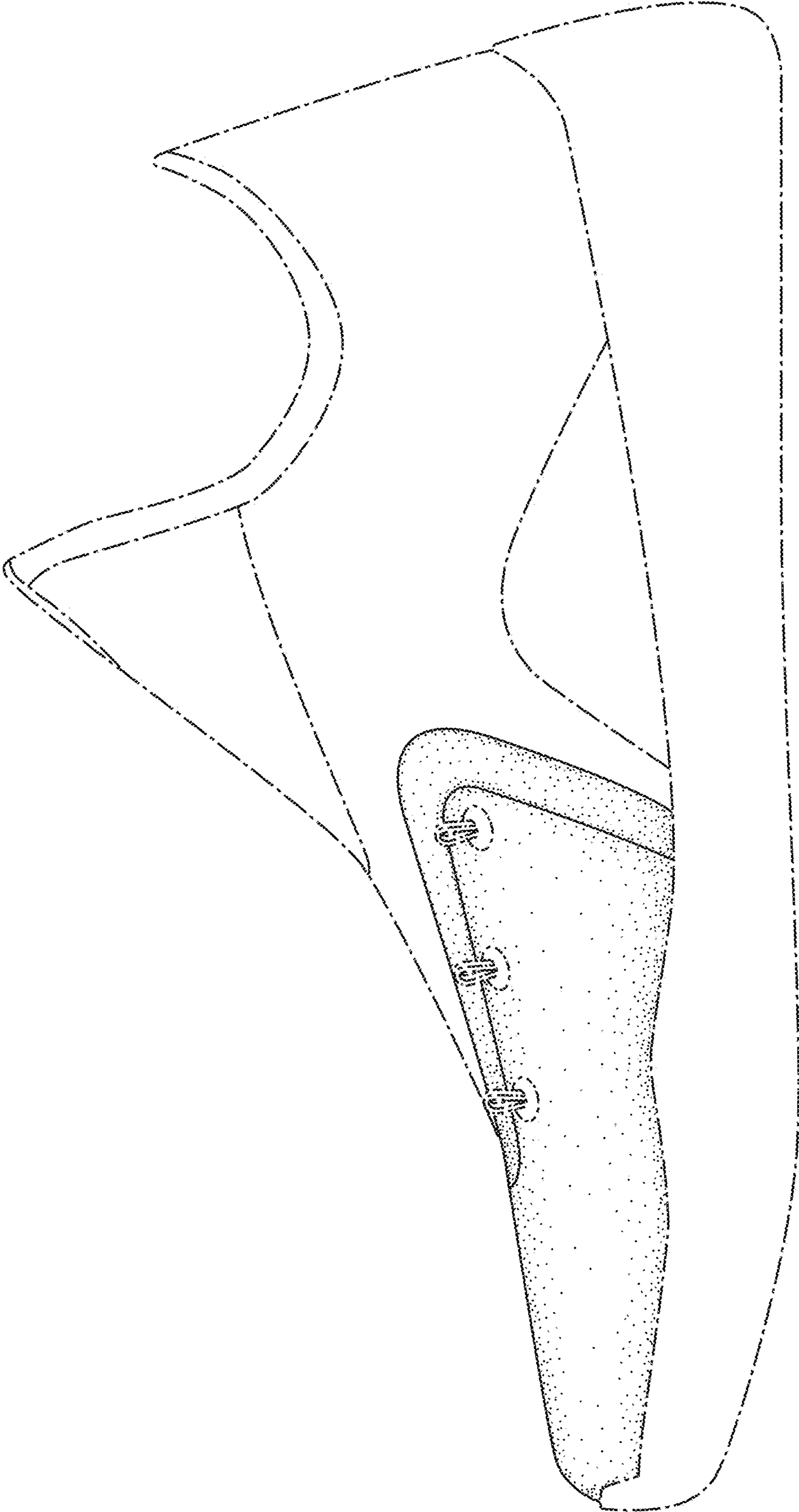


FIG. 4

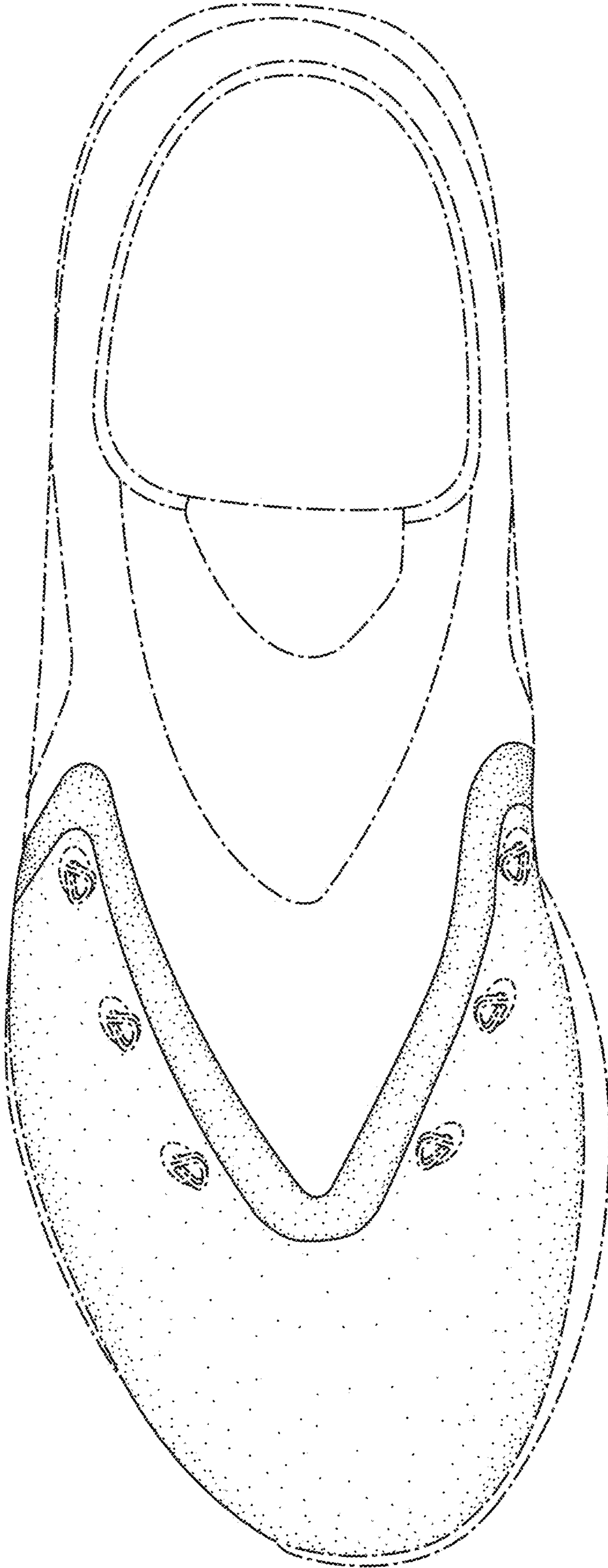


FIG. 5