



US00D872442S

(12) **United States Design Patent**
O'Connor

(10) **Patent No.:** **US D872,442 S**

(45) **Date of Patent:** **** Jan. 14, 2020**

- (54) **SHOE**
- (71) Applicant: **NIKE, Inc.**, Beaverton, OR (US)
- (72) Inventor: **Kelly A. O'Connor**, Beaverton, OR (US)
- (73) Assignee: **NIKE, Inc.**, Beaverton, OR (US)
- (**) Term: **15 Years**
- (21) Appl. No.: **29/649,091**
- (22) Filed: **May 25, 2018**
- (51) **LOC (12) Cl.** **02-04**
- (52) **U.S. Cl.**
USPC **D2/959; D2/951; D2/960**
- (58) **Field of Classification Search**
USPC D2/902, 906, 908, 916, 918, 925,
D2/946-962, 977; 36/3 B, 22 R, 24.5,
36/25 R, 28, 32 R, 34 R, 59 C, 67 A, 103
CPC A43B 13/00; A43B 13/02; A43B 13/023;
A43B 13/026; A43B 13/04; A43B 13/08;
A43B 13/10; A43B 13/12; A43B 13/14;
A43B 13/141; A43B 13/143; A43B
13/16; A43B 13/18; A43B 13/181; A43B
13/187; A43B 13/189; A43B 13/20; A43B
13/22; A43B 13/223; A43B 13/24; A43B
13/28; A43B 13/30; A43B 13/32; A43B
13/34; A43B 13/36
See application file for complete search history.

- D137,439 S * 3/1944 Incardona D2/949
- D196,486 S * 10/1963 Papoutsy D2/954
- D260,196 S * 8/1981 Plagenhoef D2/947
- D281,459 S * 11/1985 Parker D2/959
- 4,642,917 A * 2/1987 Ungar A43C 15/162
36/59 C
- D302,352 S * 7/1989 Austin D2/959
- D371,893 S * 7/1996 Kayano D2/951
- D412,239 S * 7/1999 Sorofman D2/959
- D415,339 S * 10/1999 Rombis D2/951
- D439,395 S * 3/2001 Oberg D2/957
- D457,293 S * 5/2002 Maurer D2/947
- D463,901 S * 10/2002 Adams D2/951
- D483,934 S * 12/2003 Adams D2/957
- D496,778 S * 10/2004 Le D2/953
- D501,707 S * 2/2005 Nakano D2/953
- D545,534 S * 7/2007 McClaskie D2/953
- D547,533 S * 7/2007 McClaskie D2/953
- D555,339 S * 11/2007 Chang D2/957

(Continued)

Primary Examiner — T Chase Nelson
(74) *Attorney, Agent, or Firm* — Shook, Hardy and Bacon L.L.P.

(57) **CLAIM**

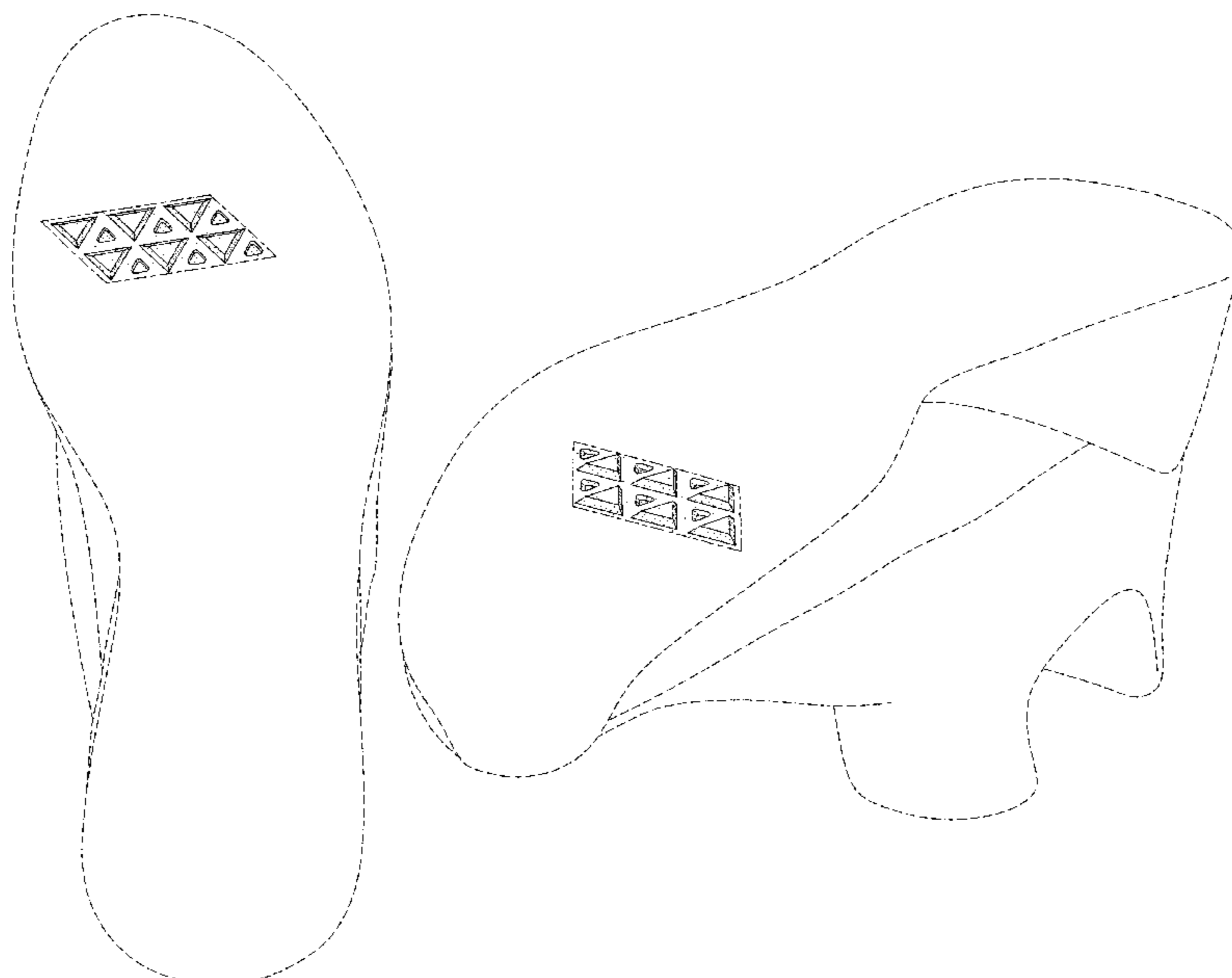
The ornamental design for a shoe, as shown and described.

DESCRIPTION

FIG. 1 is a bottom plan view of a shoe showing my design; FIG. 2 is a bottom, first side perspective view thereof; and, FIG. 3 is a bottom, second side perspective view thereof. The even-length broken lines are directed to environment, represent unclaimed subject matter, and form no part of the claimed design. The long and short broken lines form an unclaimed boundary around the claimed subject matter and form no part of the claim.

1 Claim, 3 Drawing Sheets

- (56) **References Cited**
U.S. PATENT DOCUMENTS
D80,929 S * 4/1930 Tucker D2/949
D92,352 S * 5/1934 Hindley D2/949
2,098,277 A * 11/1937 Conticchio A43B 21/06
36/35 B
D115,636 S * 7/1939 Sperry D2/959



(56)

References Cited

U.S. PATENT DOCUMENTS

D566,941 S * 4/2008 Chang D2/957
 D569,088 S * 5/2008 Poetsch D2/949
 D586,544 S * 2/2009 Fuerst D2/951
 D668,437 S * 10/2012 Mahoney D2/908
 D683,118 S * 5/2013 Pauk D2/951
 D689,275 S * 9/2013 Mahoney D2/947
 D702,430 S * 4/2014 Nascimento D2/951
 D727,005 S * 4/2015 Portzline A43B 13/181
 D2/951
 D757,412 S * 5/2016 Haddock A43B 13/141
 D2/951
 D769,596 S * 10/2016 Hardman A43B 5/001
 D2/951
 D773,796 S * 12/2016 Hobgood D2/959
 D775,801 S * 1/2017 Kirschner D2/951
 D778,562 S * 2/2017 Williams, Jr. D2/951
 D783,970 S * 4/2017 Kanata D2/951

D783,971 S * 4/2017 Williams, Jr. D2/951
 D788,425 S * 6/2017 Anceresi D2/951
 D794,931 S * 8/2017 Anceresi D2/951
 D794,932 S * 8/2017 Parrett D2/951
 D796,809 S * 9/2017 Williams, Jr. D2/951
 D801,657 S * 11/2017 Petrie D2/959
 D843,703 S * 3/2019 Hernandez D2/959
 D851,884 S * 6/2019 Link D2/959
 D855,958 S * 8/2019 Glancy D2/959
 D855,960 S * 8/2019 Gibson D2/959
 D858,066 S * 9/2019 Hatfield D2/959
 D860,614 S * 9/2019 Bishoff D2/959
 2010/0083535 A1 * 4/2010 Meschter A43B 7/1495
 36/88
 2016/0302513 A1 * 10/2016 Bell A43B 5/001
 2016/0324259 A1 * 11/2016 Berend A43B 13/141
 2017/0042284 A1 * 2/2017 Lawless A43B 3/0073
 2017/0042285 A1 * 2/2017 Lawless A43B 13/181
 2017/0042288 A1 * 2/2017 Lawless A43B 13/223
 2018/0303196 A1 * 10/2018 Chen B29D 35/0054

* cited by examiner

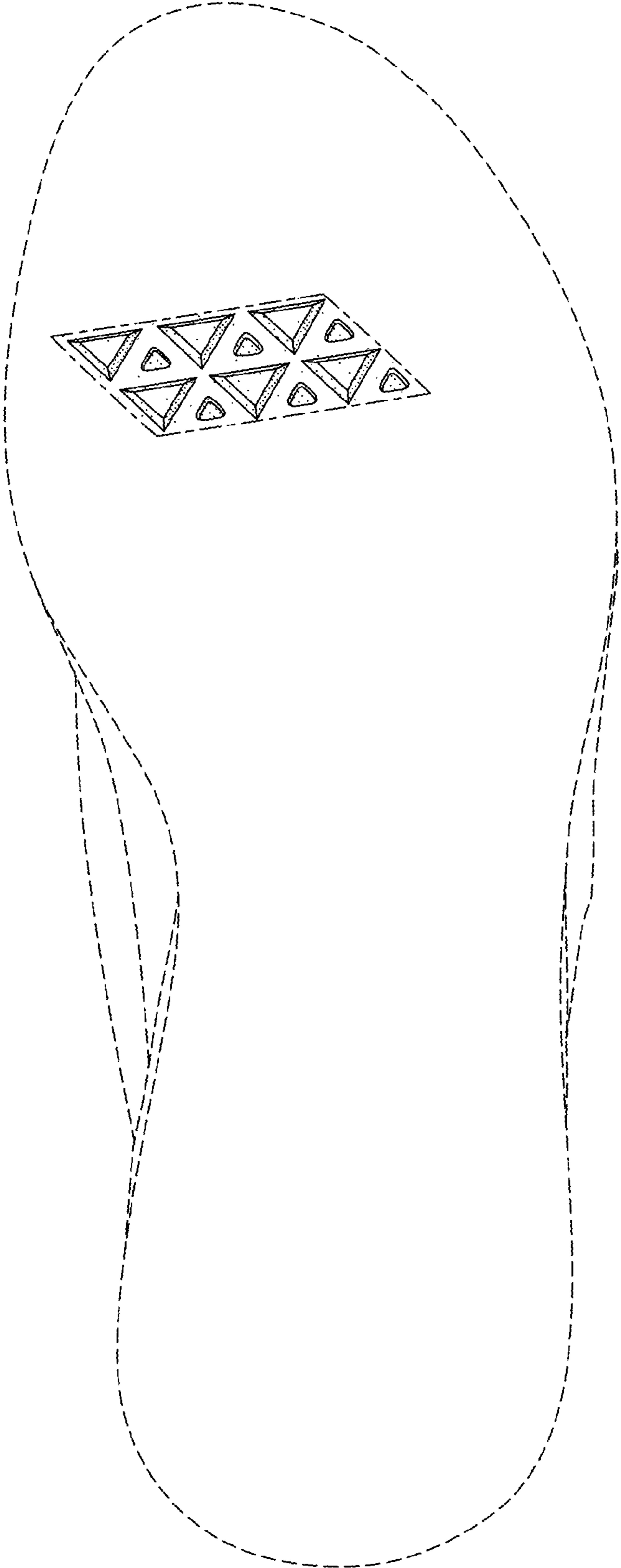


FIG. 1

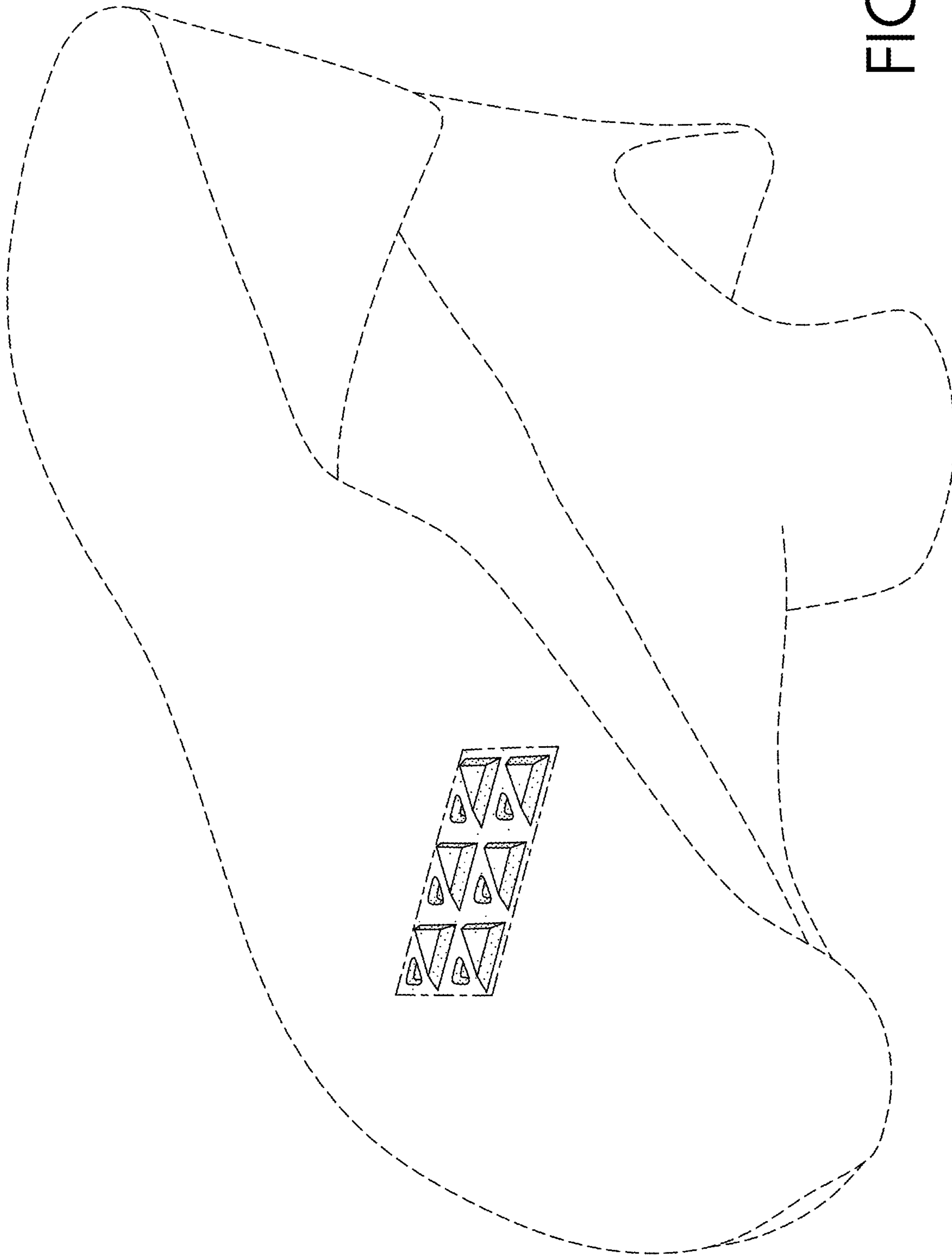


FIG. 2

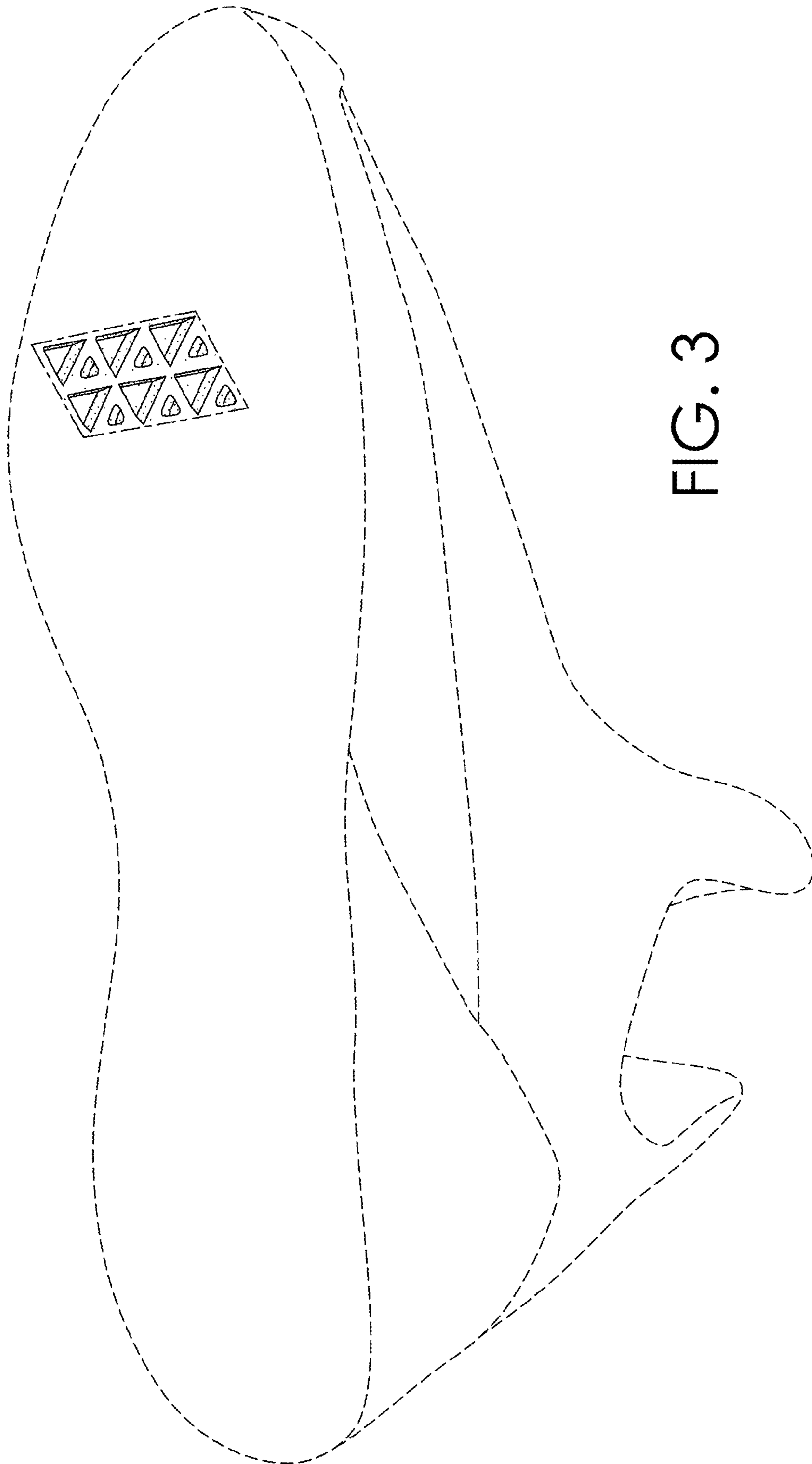


FIG. 3