



US00D872434S

(12) **United States Design Patent**
Young

(10) **Patent No.:** **US D872,434 S**
(45) **Date of Patent:** **** Jan. 14, 2020**

- (54) **SHOE**
- (71) Applicant: **NIKE, Inc.**, Beaverton, OR (US)
- (72) Inventor: **William D. Young**, Beaverton, OR (US)
- (73) Assignee: **NIKE, Inc.**, Beaverton, OR (US)
- (**) Term: **15 Years**
- (21) Appl. No.: **29/649,103**
- (22) Filed: **May 25, 2018**
- (51) **LOC (12) Cl.** **02-04**
- (52) **U.S. Cl.**
USPC **D2/951; D2/957**
- (58) **Field of Classification Search**
USPC D2/902, 906, 908, 916, 918, 925,
D2/946-962, 977; 36/3 B, 22 R, 24.5,
36/25 R, 28, 32 R, 34 R, 59 C, 67 A, 103
CPC A43B 13/00; A43B 13/02; A43B 13/023;
A43B 13/026; A43B 13/04; A43B 13/08;
A43B 13/10; A43B 13/12; A43B 13/14;
A43B 13/141; A43B 13/143; A43B
13/16; A43B 13/18; A43B 13/181; A43B
13/187; A43B 13/189; A43B 13/20; A43B
13/22; A43B 13/223; A43B 13/24; A43B
13/28; A43B 13/30; A43B 13/32; A43B
13/34; A43B 13/36
See application file for complete search history.

- (56) **References Cited**
U.S. PATENT DOCUMENTS
D297,980 S * 10/1988 Sugiyama D2/961
D364,497 S * 11/1995 Schelling D2/916
D369,235 S * 4/1996 Senda D2/951
D396,548 S * 8/1998 Ng D2/900

- D485,423 S * 1/2004 Truelsen D2/951
- D502,308 S * 3/2005 Teague D2/954
- D588,793 S * 3/2009 Dillenbeck D2/946
- D594,219 S * 6/2009 Dillenbeck D2/946
- D596,837 S * 7/2009 Dillenbeck D2/946
- D738,079 S * 9/2015 Bates D2/951
- D740,530 S * 10/2015 Truelsen D2/951
- D741,055 S * 10/2015 Avar D2/947
- D746,561 S * 1/2016 Bikowski D2/951
- D753,908 S * 4/2016 Vasyli D2/961
- D770,741 S * 11/2016 Teteriatnikov D2/951
- D792,068 S * 7/2017 Lee D2/947
- D792,690 S * 7/2017 Swierszczk D2/951
- D793,047 S * 8/2017 Rasmussen A43B 13/206
D2/951
- D801,658 S * 11/2017 Huard A43B 13/20
D2/960
- D805,745 S * 12/2017 Link A43B 13/20
D2/951
- D811,705 S * 3/2018 Hughes A43B 13/36
D2/957

(Continued)

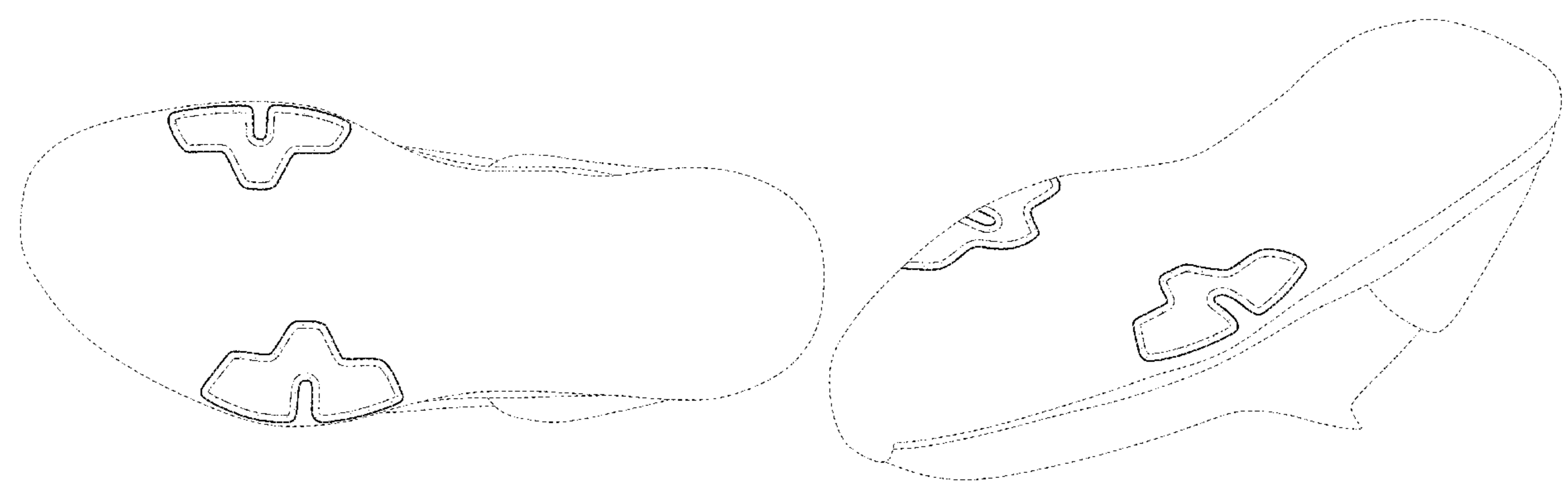
Primary Examiner — T Chase Nelson
(74) *Attorney, Agent, or Firm* — Shook, Hardy & Bacon L.L.P.

(57) **CLAIM**
The ornamental design for a shoe, as shown and described.

DESCRIPTION

FIG. 1 is a bottom plan view of a shoe showing my design; FIG. 2 is a bottom first side perspective view thereof; and, FIG. 3 is a bottom second side perspective view thereof. The even-length broken lines are directed to environment, represent unclaimed subject matter, and form no part of the claimed design. The long and short broken lines within the shaded areas form unclaimed boundaries around subject matter that forms no part of the claimed design.

1 Claim, 3 Drawing Sheets



(56)

References Cited

U.S. PATENT DOCUMENTS

D812,875 S * 3/2018 Petrie A43B 13/20
D2/953
D814,756 S * 4/2018 Cin A43B 3/0057
D2/957
D825,903 S * 8/2018 Pauk A43B 9/00
D2/953
D839,572 S * 2/2019 Seamarks A43B 7/141
D2/957
10,271,613 B2 * 4/2019 Campos, II A43B 13/20
D851,885 S * 6/2019 Sebastian D2/960
D853,098 S * 7/2019 Taylor D2/957
2003/0093920 A1 * 5/2003 Greene A43B 7/141
36/25 R
2005/0028403 A1 * 2/2005 Swigart A43B 13/20
36/28
2008/0196274 A1 * 8/2008 Gerber A43B 13/36
36/100
2009/0044428 A1 * 2/2009 Bernardeschi A43B 9/00
36/103
2011/0016749 A1 * 1/2011 Callahan A43B 3/0057
36/103
2012/0233885 A1 * 9/2012 Shaffer A43B 13/20
36/103
2013/0227857 A1 * 9/2013 Schindler A43B 13/20
36/83
2017/0119096 A1 * 5/2017 Greene A43B 13/206
2018/0303201 A1 * 10/2018 Greene A43B 13/20
2019/0082786 A1 * 3/2019 Cortez A43B 13/127
2019/0231026 A1 * 8/2019 Fujita A43B 7/32

* cited by examiner

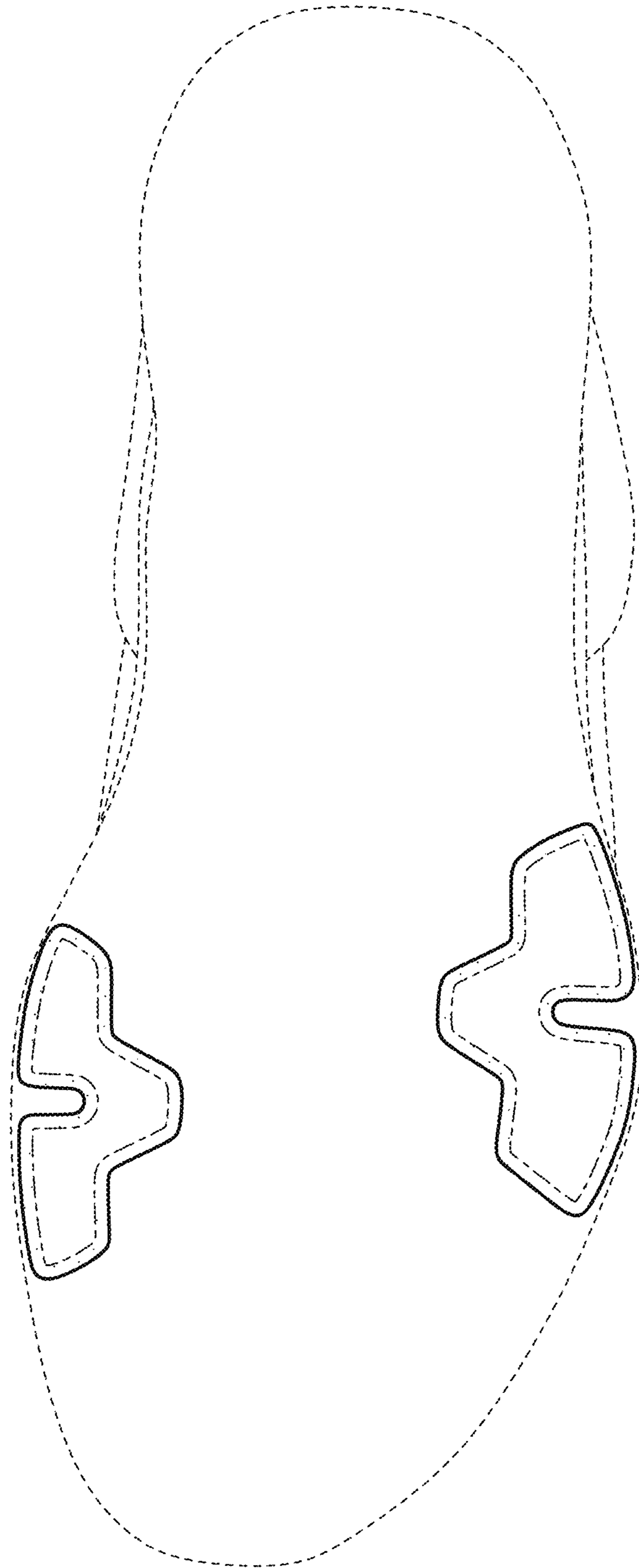


FIG. 1

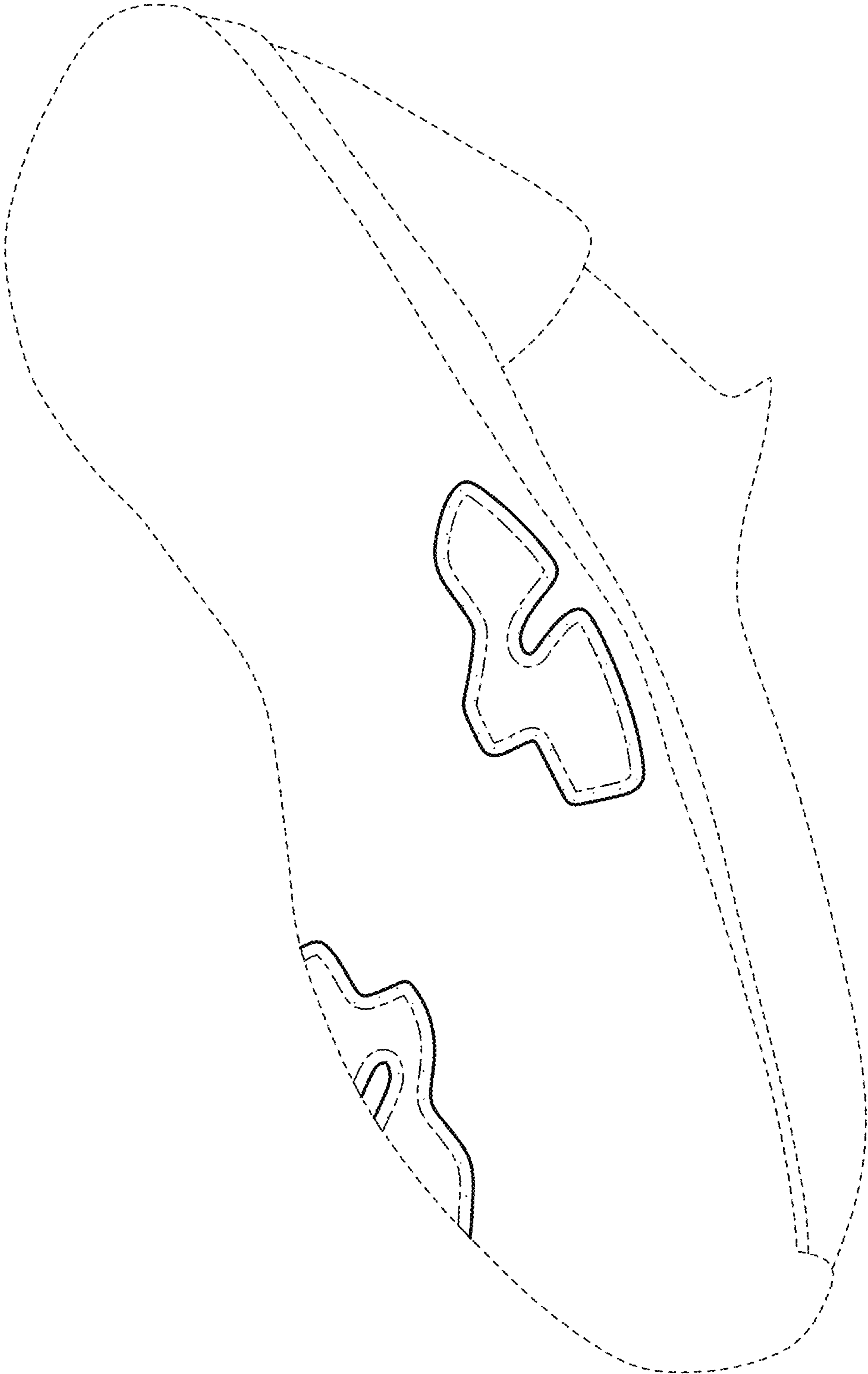


FIG. 2

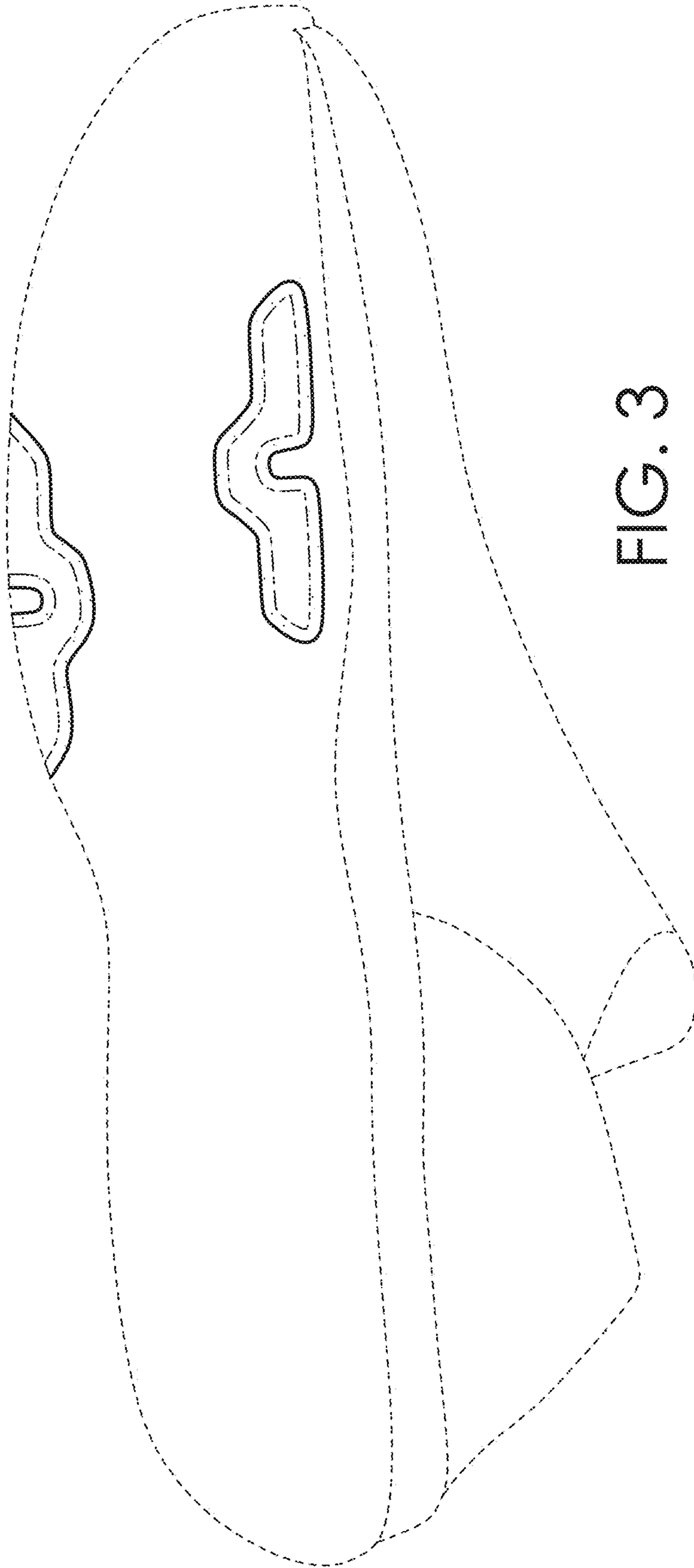


FIG. 3