



US00D872433S

(12) **United States Design Patent**
O'Connor

(10) **Patent No.:** **US D872,433 S**

(45) **Date of Patent:** **** Jan. 14, 2020**

(54) **SHOE**

(71) Applicant: **NIKE, Inc.**, Beaverton, OR (US)

(72) Inventor: **Kelly A. O'Connor**, Beaverton, OR (US)

(73) Assignee: **NIKE, Inc.**, Beaverton, OR (US)

(**) Term: **15 Years**

(21) Appl. No.: **29/649,092**

(22) Filed: **May 25, 2018**

(51) **LOC (12) Cl.** **02-04**

(52) **U.S. Cl.**
USPC **D2/947**

(58) **Field of Classification Search**
USPC D2/902, 906, 908, 916, 918, 925,
D2/946-962, 977; 36/3 B, 22 R, 24.5,
36/25 R, 28, 32 R, 34 R, 59 C, 67 A, 103
CPC A43B 13/00; A43B 13/02; A43B 13/023;
A43B 13/026; A43B 13/04; A43B 13/08;
A43B 13/10; A43B 13/12; A43B 13/14;
A43B 13/141; A43B 13/143; A43B
13/16; A43B 13/18; A43B 13/181; A43B
13/187; A43B 13/189; A43B 13/20; A43B
13/22; A43B 13/223; A43B 13/24; A43B
13/28; A43B 13/30; A43B 13/32; A43B
13/34; A43B 13/36

See application file for complete search history.

(56) **References Cited**

U.S. PATENT DOCUMENTS

D307,212 S	*	4/1990	Aveni	D2/953
D322,506 S	*	12/1991	Rogers	D2/977
D323,418 S	*	1/1992	Hatfield	D2/977
D323,735 S	*	2/1992	Aveni	D2/977
D324,293 S	*	3/1992	Rogers	D2/977
D330,797 S	*	11/1992	Lucas	D2/977

D330,970 S	*	11/1992	Hatfield	D2/977
D331,143 S	*	11/1992	McDonald	D2/977
D333,034 S	*	2/1993	McDonald	D2/953
D334,650 S	*	4/1993	Teague	D2/977
D335,761 S	*	5/1993	Smith	D2/977
D339,674 S	*	9/1993	Avar	D2/977
D341,700 S	*	11/1993	Avar	D2/977
D356,884 S	*	4/1995	Ho	D2/902
D401,038 S	*	11/1998	Gray	D2/947
D662,697 S	*	7/2012	Portzline	D2/946
D699,930 S	*	2/2014	Potts	D2/947
D708,828 S	*	7/2014	Avar	D2/947
D708,829 S	*	7/2014	Taylor	D2/947
D713,624 S	*	9/2014	Petrie	D2/947
D733,413 S	*	7/2015	Joseph	D2/947
D759,357 S	*	6/2016	Miner	D2/947
D765,363 S	*	9/2016	Petrie	D2/947
D773,159 S	*	12/2016	Seamarks	D2/947

(Continued)

Primary Examiner — T Chase Nelson

(74) *Attorney, Agent, or Firm* — Shook, Hardy and Bacon L.L.P.

(57) **CLAIM**

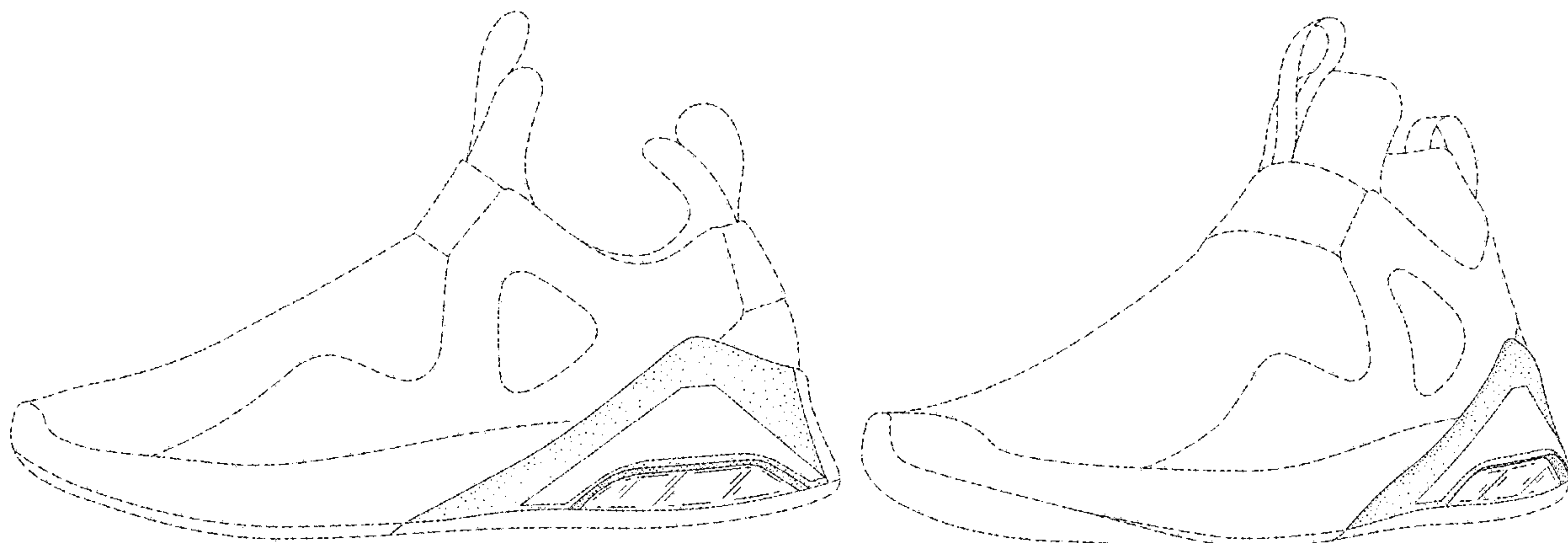
The ornamental design for a shoe, as shown and described.

DESCRIPTION

FIG. 1 is a side view of a shoe showing my design; FIG. 2 is a front perspective view thereof; and, FIG. 3 is a rear perspective view thereof.

The even-length broken lines are directed to environment, represent unclaimed subject matter, and form no part of the claimed design. The long and short broken lines form an unclaimed boundary around a portion of the claimed subject matter and form no part of the claimed design. The long and short broken lines within the shaded regions surround unclaimed subject matter and also form no part of the claimed design. The oblique line shading depicts a surface that is transparent, translucent, highly polished, or reflective.

1 Claim, 3 Drawing Sheets



(56)

References Cited

U.S. PATENT DOCUMENTS

D776,420	S	*	1/2017	Petrie	D2/977
D778,553	S	*	2/2017	DeAlmeida	D2/947
D786,545	S	*	5/2017	Link	D2/947
D794,287	S	*	8/2017	Raasch	D2/947
D802,266	S	*	11/2017	Hardman	D2/947
D810,407	S	*	2/2018	DeAlmeida	D2/947
D815,424	S	*	4/2018	Petrie	D2/977
D817,611	S		5/2018	Small		
D817,612	S		5/2018	Small		
D821,734	S	*	7/2018	Petrie	D2/977
D823,579	S	*	7/2018	Sokol	D2/947
D841,304	S	*	2/2019	DeAlmeida	D2/972
D846,241	S	*	4/2019	Enayah	A43B 7/144
						D2/947
D855,298	S	*	8/2019	Petrie	D2/947
D858,050	S	*	9/2019	Reyes	D2/947
2010/0122471	A1	*	5/2010	Edington	A43B 7/144
						36/28

* cited by examiner

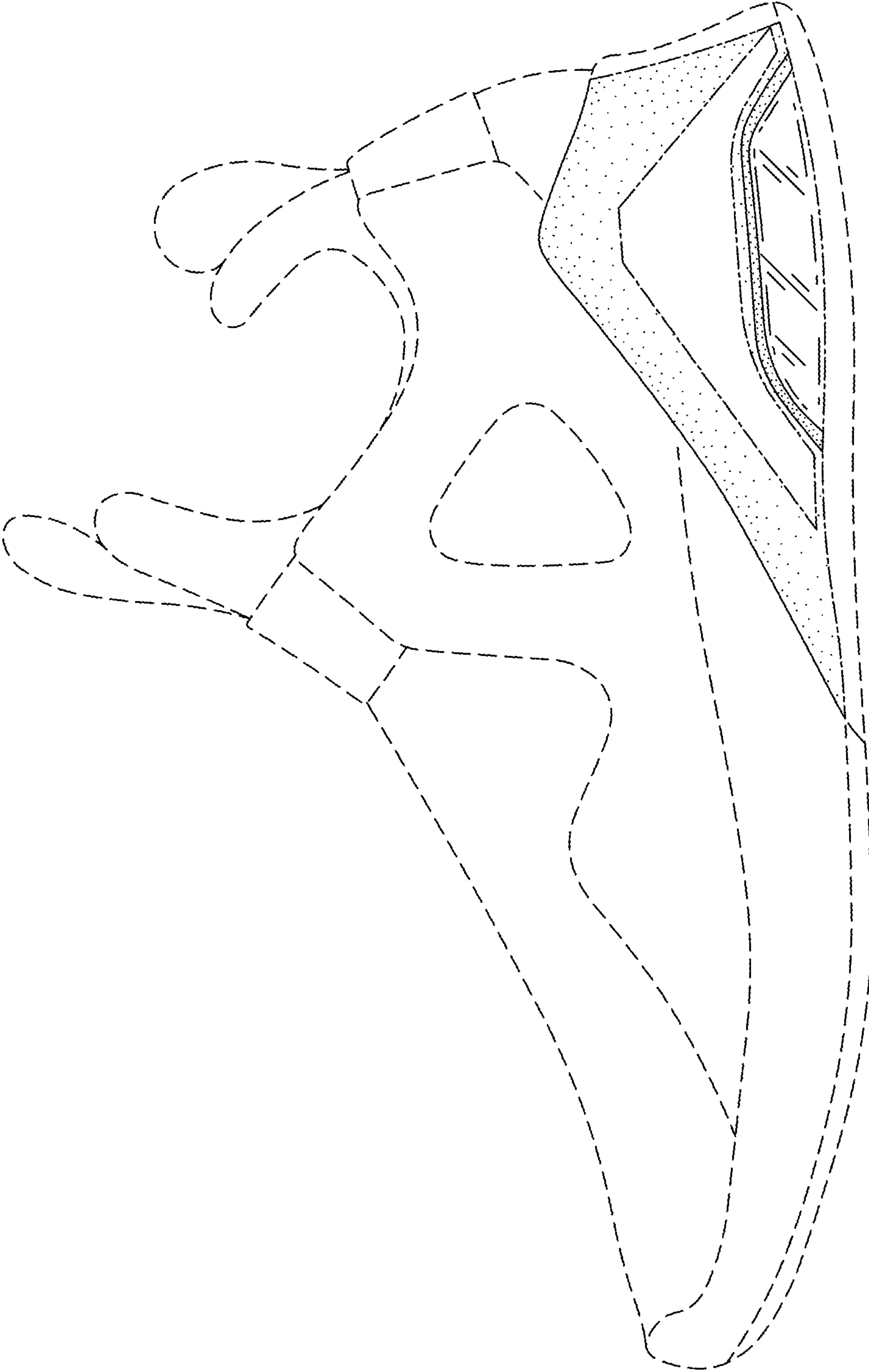


FIG. 1.

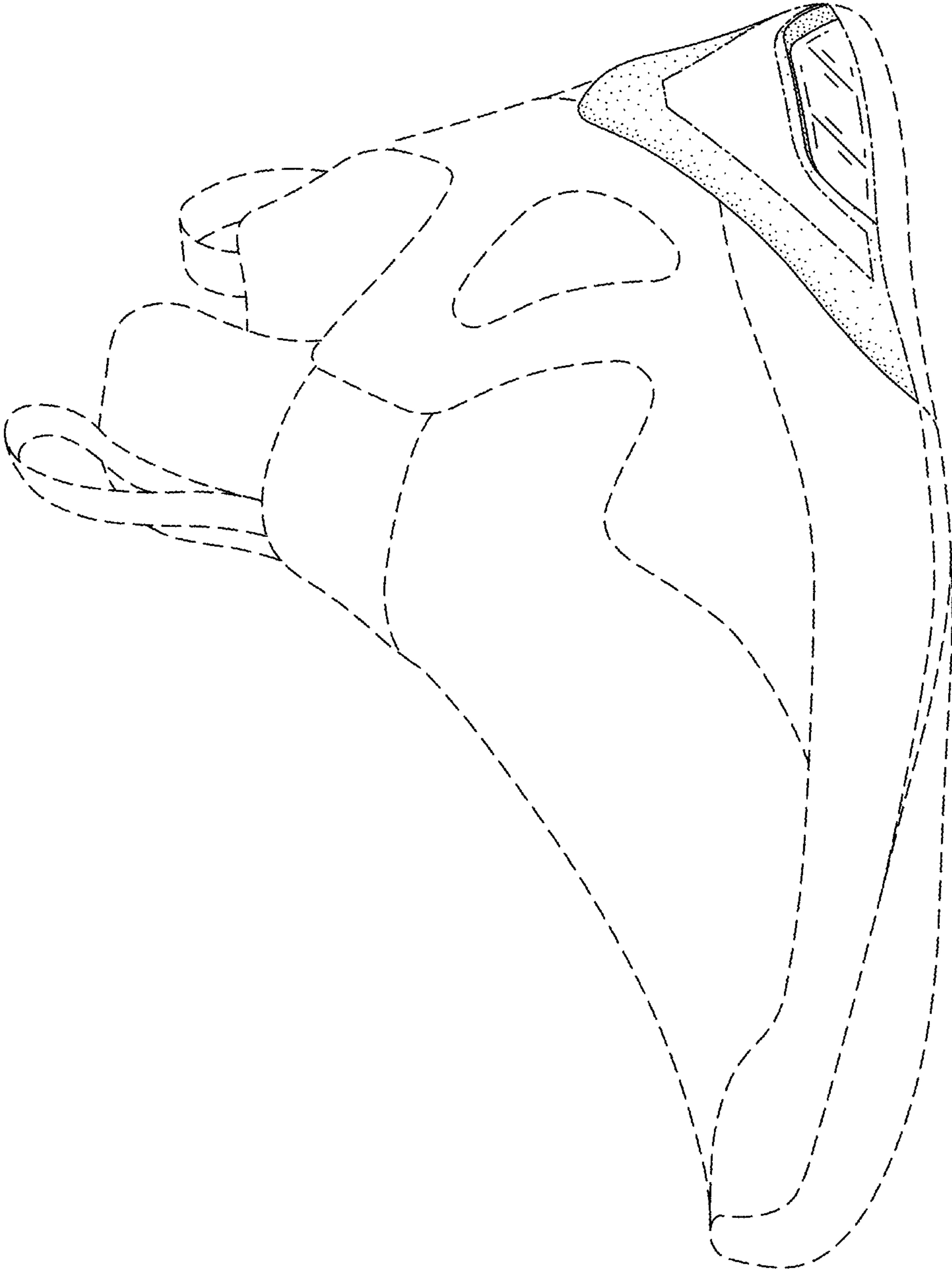


FIG. 2.

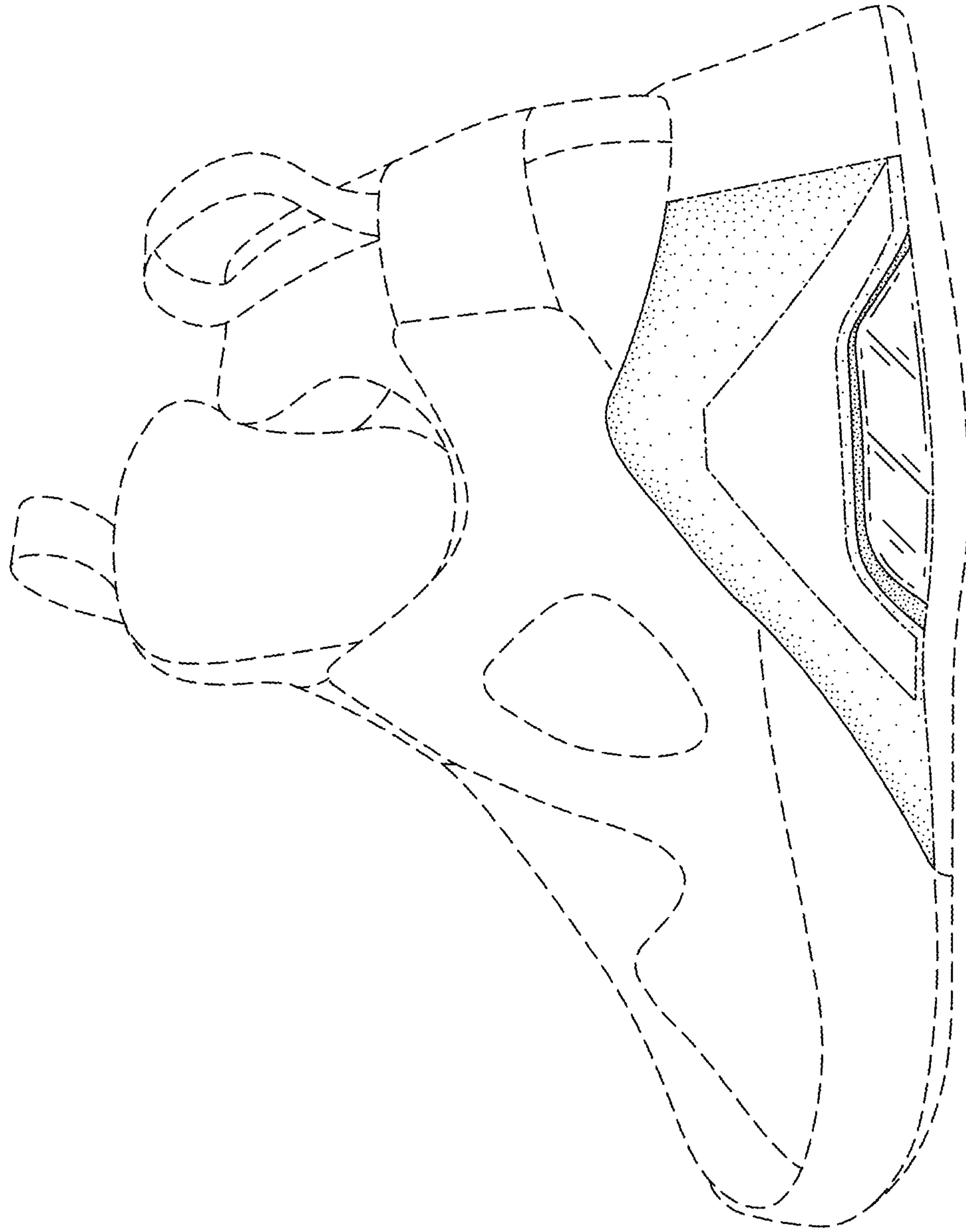


FIG. 3.