



US00D872432S

(12) **United States Design Patent**  
**Taylor**

(10) **Patent No.:** **US D872,432 S**  
(45) **Date of Patent:** **\*\* Jan. 14, 2020**

- (54) **SHOE**
- (71) Applicant: **NIKE, Inc.**, Beaverton, OR (US)
- (72) Inventor: **Justin R. Taylor**, Portland, OR (US)
- (73) Assignee: **NIKE, Inc.**, Beaverton, OR (US)
- (\*\*) Term: **15 Years**
- (21) Appl. No.: **29/648,185**
- (22) Filed: **May 18, 2018**
- (51) **LOC (12) Cl.** ..... **02-04**
- (52) **U.S. Cl.**  
USPC ..... **D2/947**; D2/957
- (58) **Field of Classification Search**  
USPC ..... D2/902, 906, 908, 916, 918, 925,  
D2/946-962, 977; 36/3 B, 22 R, 24.5,  
36/25 R, 28, 32 R, 34 R, 59 C, 67 A, 103  
CPC ..... A43B 13/00; A43B 13/02; A43B 13/023;  
A43B 13/026; A43B 13/04; A43B 13/08;  
A43B 13/10; A43B 13/12; A43B 13/14;  
A43B 13/141; A43B 13/143; A43B  
13/16; A43B 13/18; A43B 13/181; A43B  
13/187; A43B 13/189; A43B 13/20; A43B  
13/22; A43B 13/223; A43B 13/24; A43B  
13/28; A43B 13/30; A43B 13/32; A43B  
13/34; A43B 13/36  
See application file for complete search history.

- D713,624 S \* 9/2014 Petrie ..... D2/947
- D741,055 S \* 10/2015 Avar ..... A43B 3/00  
D2/947
- D746,030 S \* 12/2015 Avar ..... D2/947
- D776,420 S \* 1/2017 Petrie ..... D2/977
- D815,424 S \* 4/2018 Petrie ..... D2/977
- D821,734 S \* 7/2018 Petrie ..... A43B 7/1415  
D2/977
- D822,964 S \* 7/2018 Hui ..... D2/947
- D823,579 S \* 7/2018 Sokol ..... D2/947
- D823,585 S \* 7/2018 Pauk ..... D2/960
- D845,609 S \* 4/2019 Schenone ..... D2/973
- D846,243 S \* 4/2019 Comeaux ..... A43B 3/24  
D2/947
- D853,703 S \* 7/2019 Enayah ..... D2/953

(Continued)

*Primary Examiner* — T Chase Nelson

(74) *Attorney, Agent, or Firm* — Banner & Witcoff, Ltd.

(57) **CLAIM**

The ornamental design for a shoe, as shown and described.

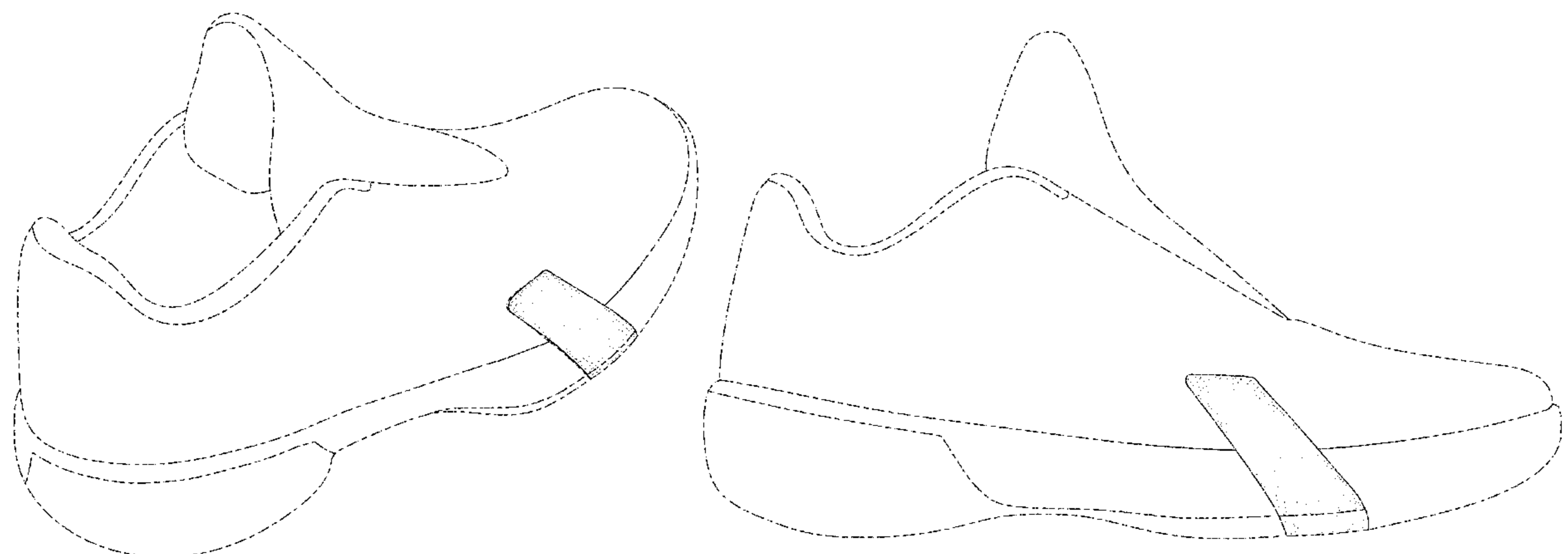
**DESCRIPTION**

FIG. 1 is a rear perspective view of a shoe showing my new design;  
 FIG. 2 is a side view thereof;  
 FIG. 3 is a front perspective view thereof;  
 FIG. 4 is a front view thereof;  
 FIG. 5 is a second side view thereof;  
 FIG. 6 is a rear perspective view of the second side thereof;  
 and,  
 FIG. 7 is a top view thereof.

The broken lines immediately adjacent to the bottom of the shaded areas define the bounds of the claimed design and form no part thereof. The broken lines within the shaded areas form no part of the claimed design. The broken lines depicting the remainder of the shoe show features that form no part of the claimed design.

**1 Claim, 7 Drawing Sheets**

- (56) **References Cited**
- U.S. PATENT DOCUMENTS
- D490,232 S \* 5/2004 Kuerbis ..... D2/972
  - D516,293 S \* 3/2006 Smith, III ..... D2/977
  - D529,265 S \* 10/2006 Corbi Rico ..... D2/957
  - D594,195 S \* 6/2009 Nakano ..... D2/951
  - D683,526 S \* 6/2013 Day, Jr. .... D2/902
  - D689,273 S \* 9/2013 Hardman ..... D2/947
  - D708,828 S \* 7/2014 Avar ..... A43B 3/0031  
D2/947
  - D708,829 S \* 7/2014 Taylor ..... D2/947



(56)

**References Cited**

U.S. PATENT DOCUMENTS

D853,705 S *	7/2019	Enayah .....	D2/960
2004/0098881 A1 *	5/2004	Flavio .....	A43B 3/26
			36/25 R
2004/0148804 A1 *	8/2004	Romano .....	A43B 3/00
			36/103
2007/0137067 A1 *	6/2007	Fallon .....	A43B 3/24
			36/100
2007/0137068 A1 *	6/2007	Fallon .....	A43B 3/24
			36/101
2007/0220778 A1 *	9/2007	Fusco .....	A43B 7/1415
			36/30 R
2012/0023784 A1 *	2/2012	Goldston .....	A43B 3/0031
			36/137

\* cited by examiner

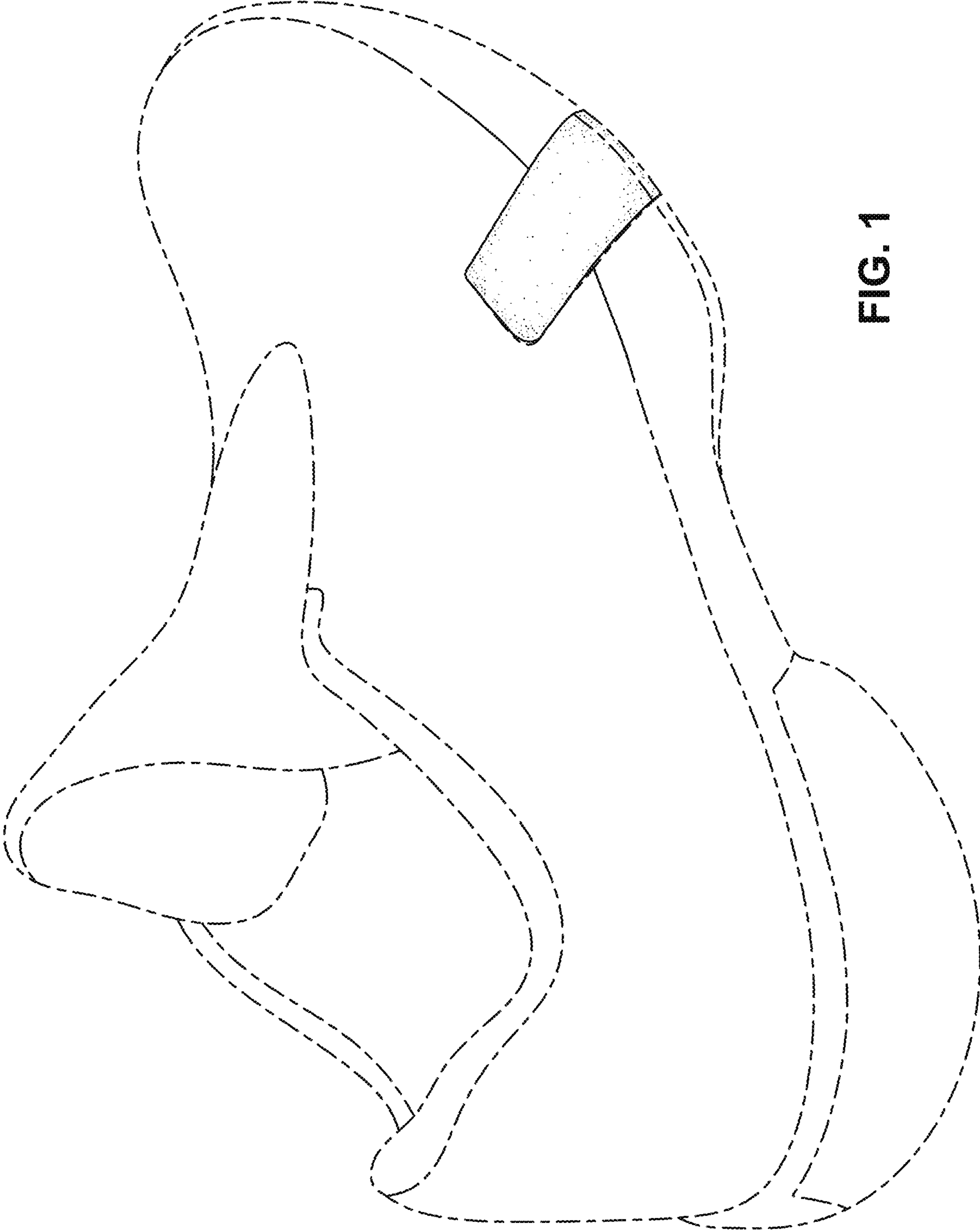


FIG. 1

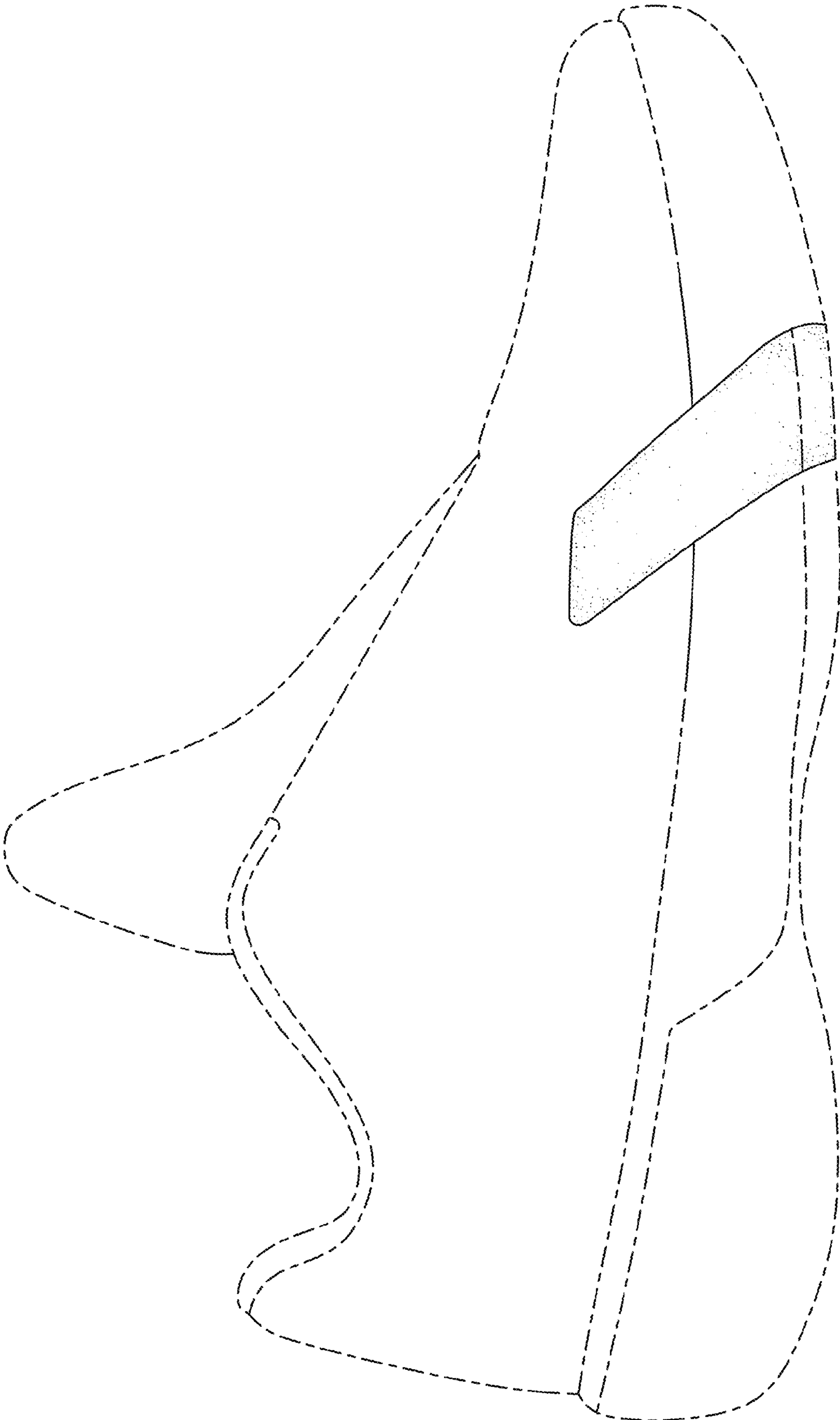


FIG. 2




FIG. 3

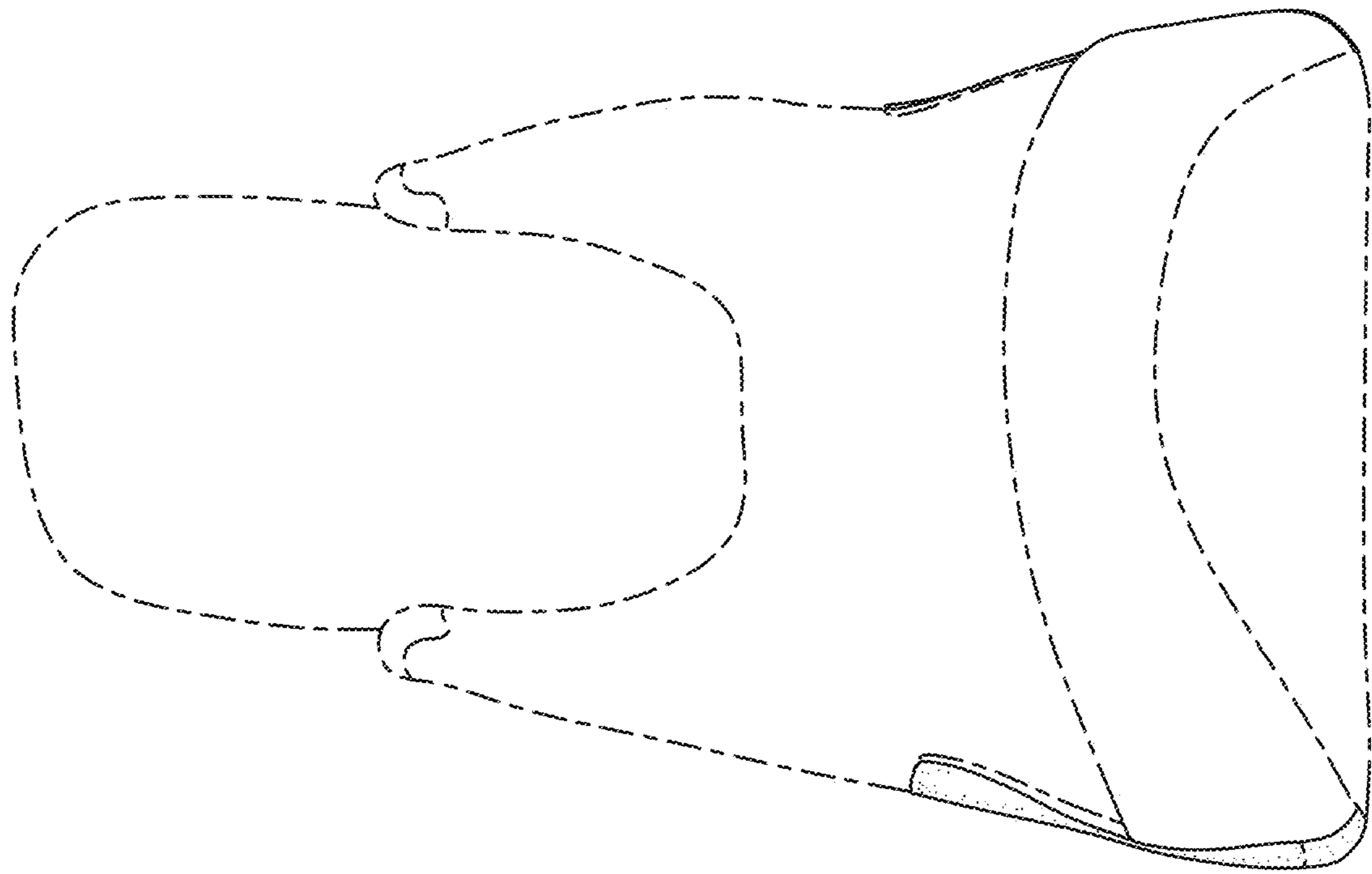


FIG. 4

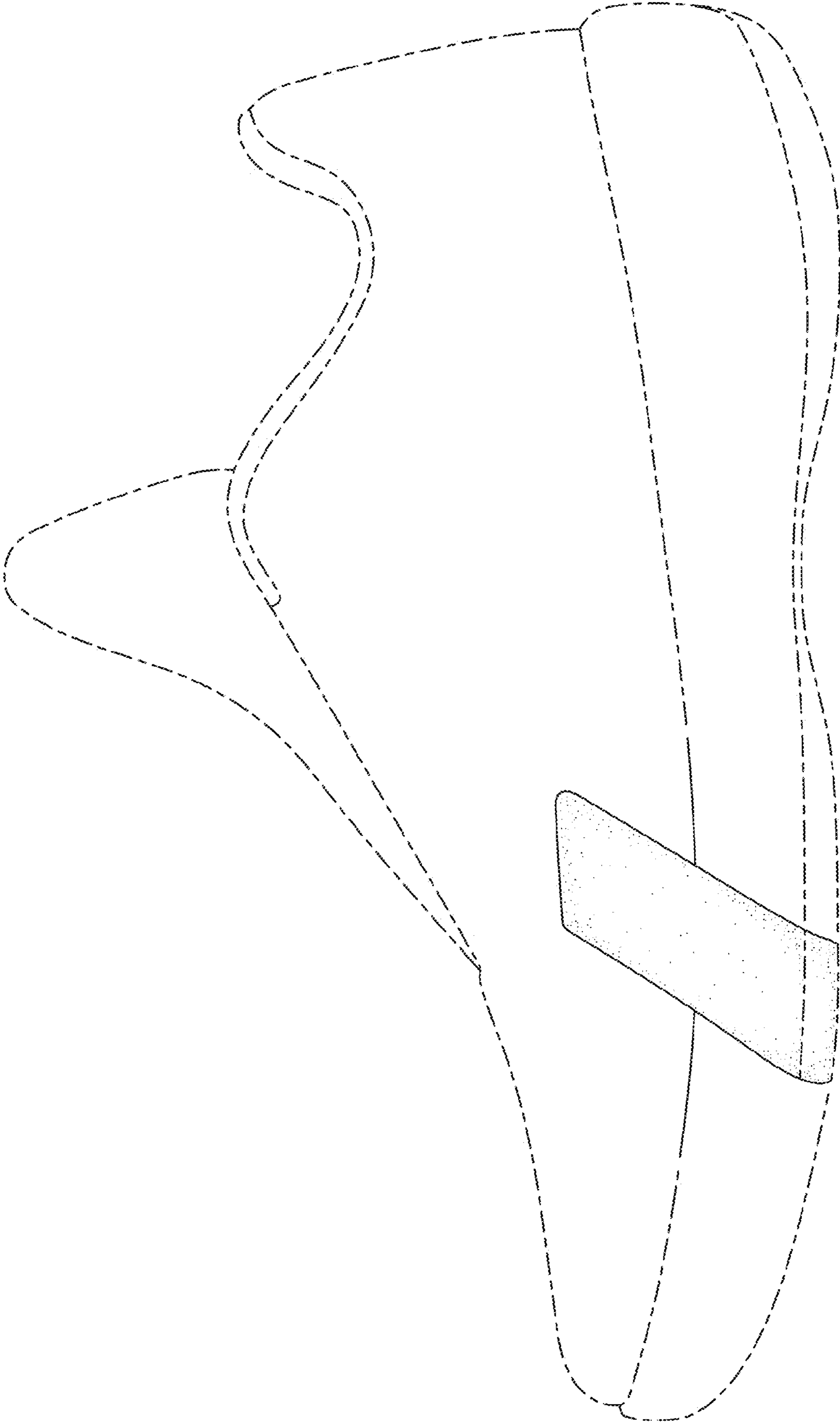


FIG. 5

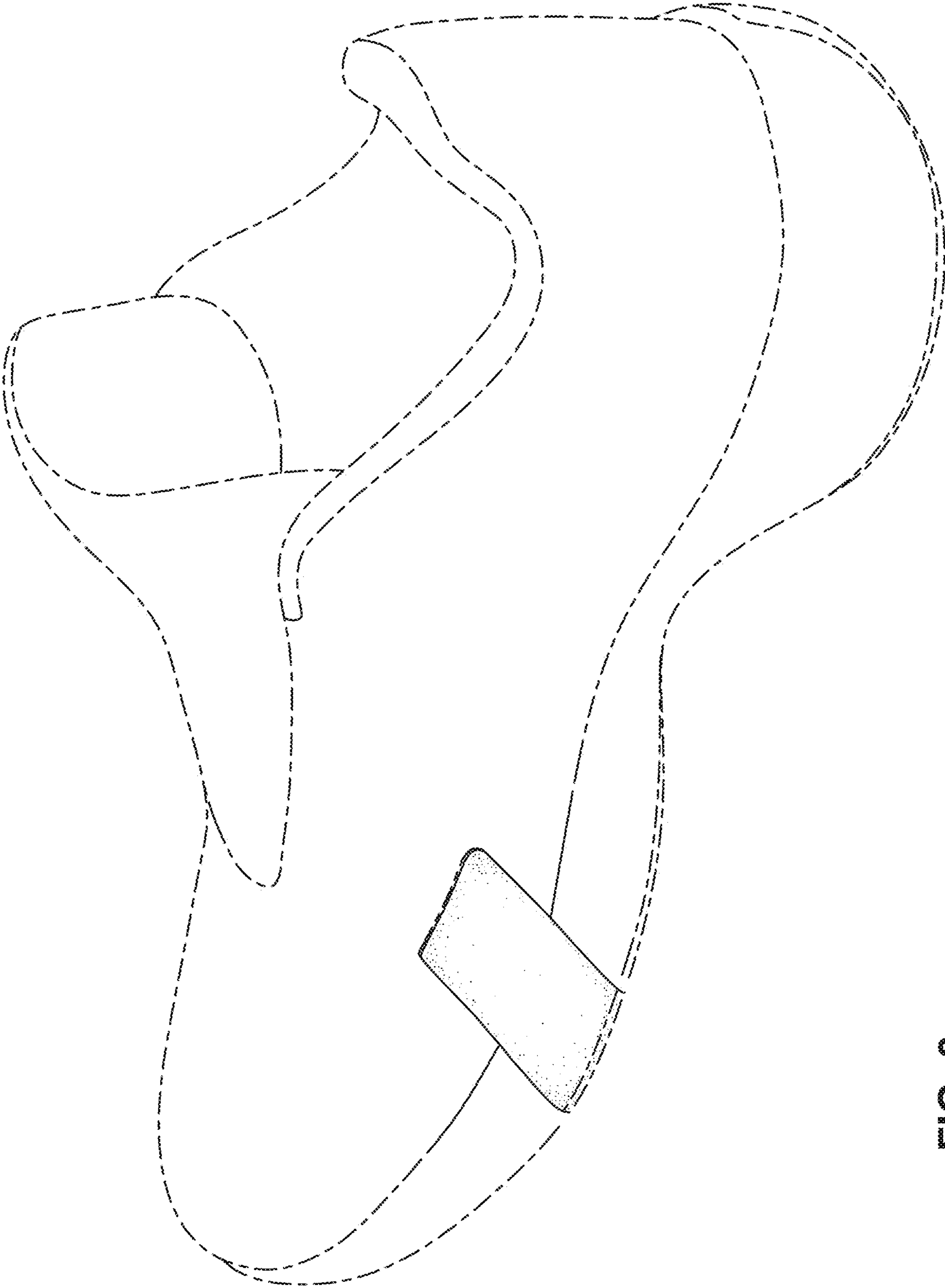


FIG. 6



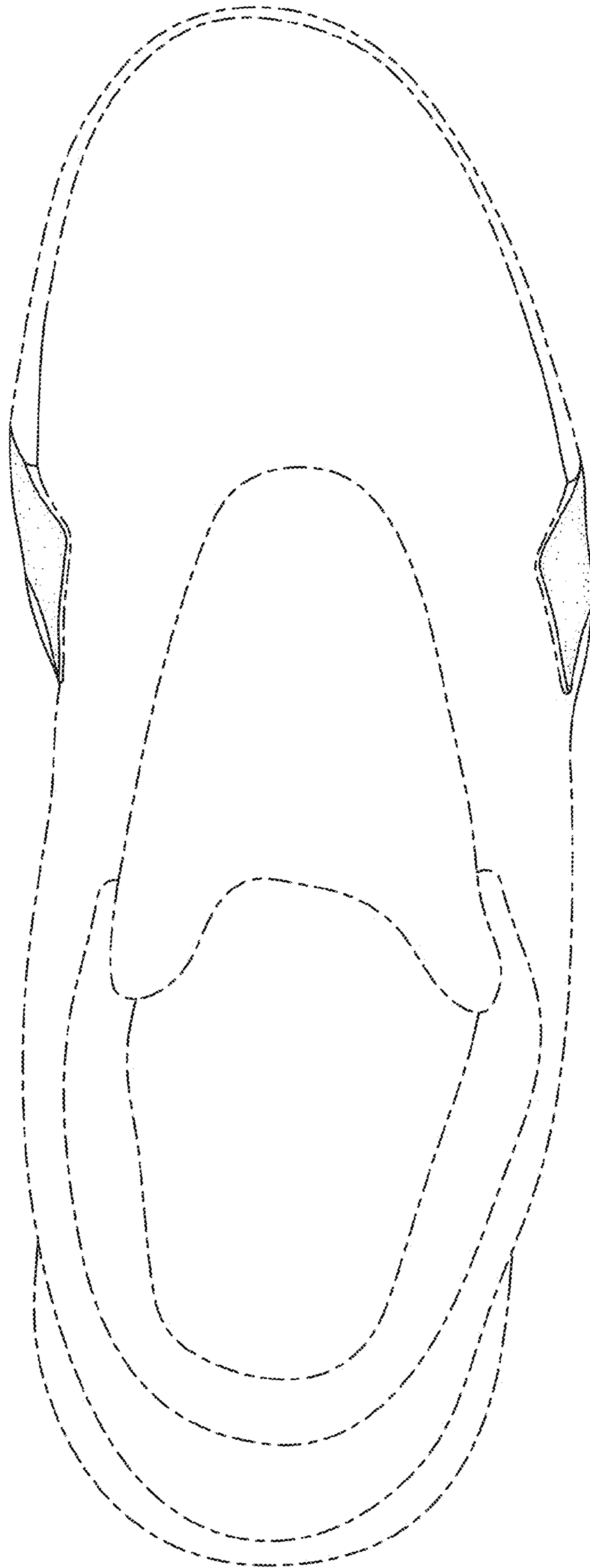


FIG. 7