



US00D872429S

(12) **United States Design Patent**
Pina

(10) **Patent No.:** **US D872,429 S**

(45) **Date of Patent:** **** Jan. 14, 2020**

- (54) **SHOE**
- (71) Applicant: **PUMA SE**, Herzogenaurach (DE)
- (72) Inventor: **Ricardo Pina**, Nuremberg (DE)
- (73) Assignee: **Puma SE**, Herzogenaurach (DE)

D480,540 S *	10/2003	Hoyt	D2/896
D676,633 S *	2/2013	Doherty	D2/917
D711,077 S *	8/2014	Bell	D2/917
D770,723 S *	11/2016	Marable	D2/606
D787,172 S *	5/2017	Buscemi	D2/973
D792,081 S *	7/2017	Law	D2/972

(**) Term: **15 Years**

* cited by examiner

(21) Appl. No.: **29/602,068**

Primary Examiner — Rashida C. Walshon

(22) Filed: **Apr. 28, 2017**

(74) *Attorney, Agent, or Firm* — Leydig, Voit & Mayer, Ltd.

(30) **Foreign Application Priority Data**

(57) **CLAIM**

Apr. 21, 2017 (EM) 003866516

The ornamental design for a shoe, as shown and described.

(51) **LOC (12) Cl.** **02-04**

(52) **U.S. Cl.**
USPC **D2/929**

DESCRIPTION

(58) **Field of Classification Search**
USPC D2/896, 900, 916, 917, 923, 933, 943,
D2/946, 969, 972, 976, 929
CPC A43B 3/10; A43B 1/10; A43B 3/12; A43B
3/28; A43B 3/30; A43B 13/04
See application file for complete search history.

FIG. 1 is a top left front perspective view of the shoe showing my new design;
FIG. 2 is a bottom plan view thereof;
FIG. 3 is a rear elevational view thereof;
FIG. 4 is a front elevational view thereof;
FIG. 5 is a left side elevational view thereof;
FIG. 6 is a right side elevational view thereof; and,
FIG. 7 is a top plan view thereof.
Any broken lines in the drawings indicate portions which form no part of the claimed design.

(56) **References Cited**

U.S. PATENT DOCUMENTS

D343,508 S *	1/1994	Jones	D2/606
D447,328 S *	9/2001	Duclos	D2/902

1 Claim, 7 Drawing Sheets






Fig. 1

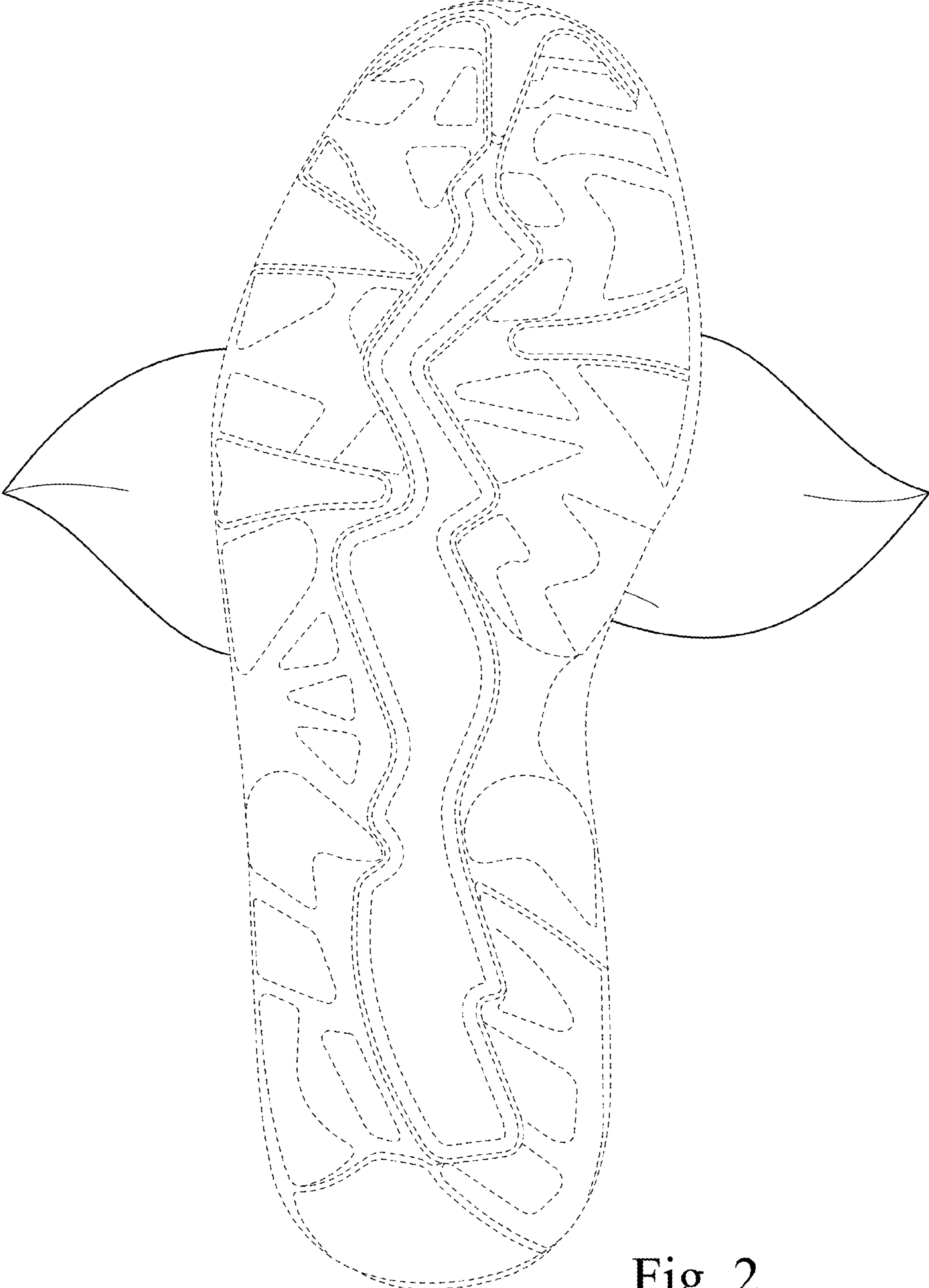


Fig. 2

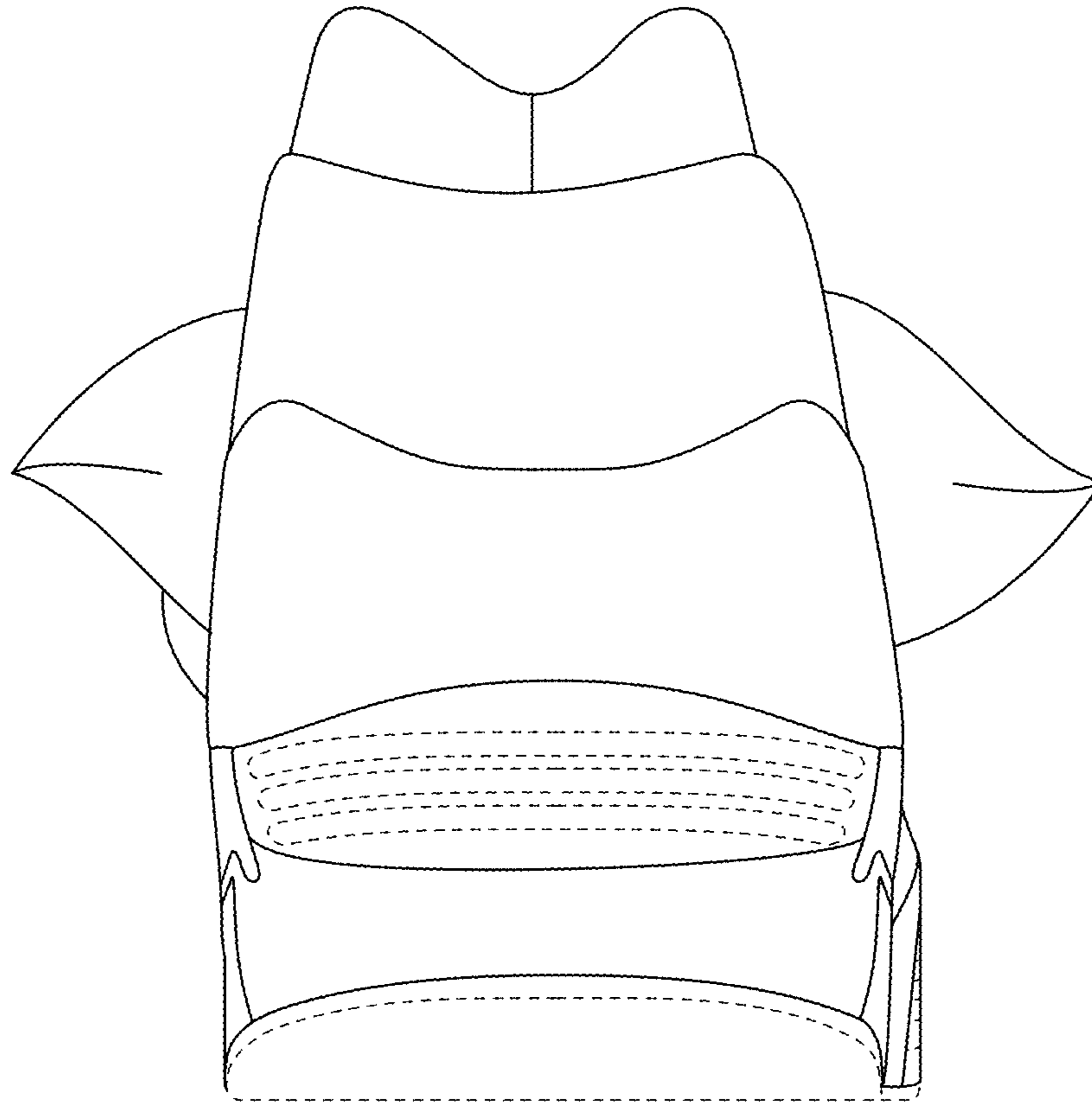


Fig. 3




Fig. 4

Fig. 5

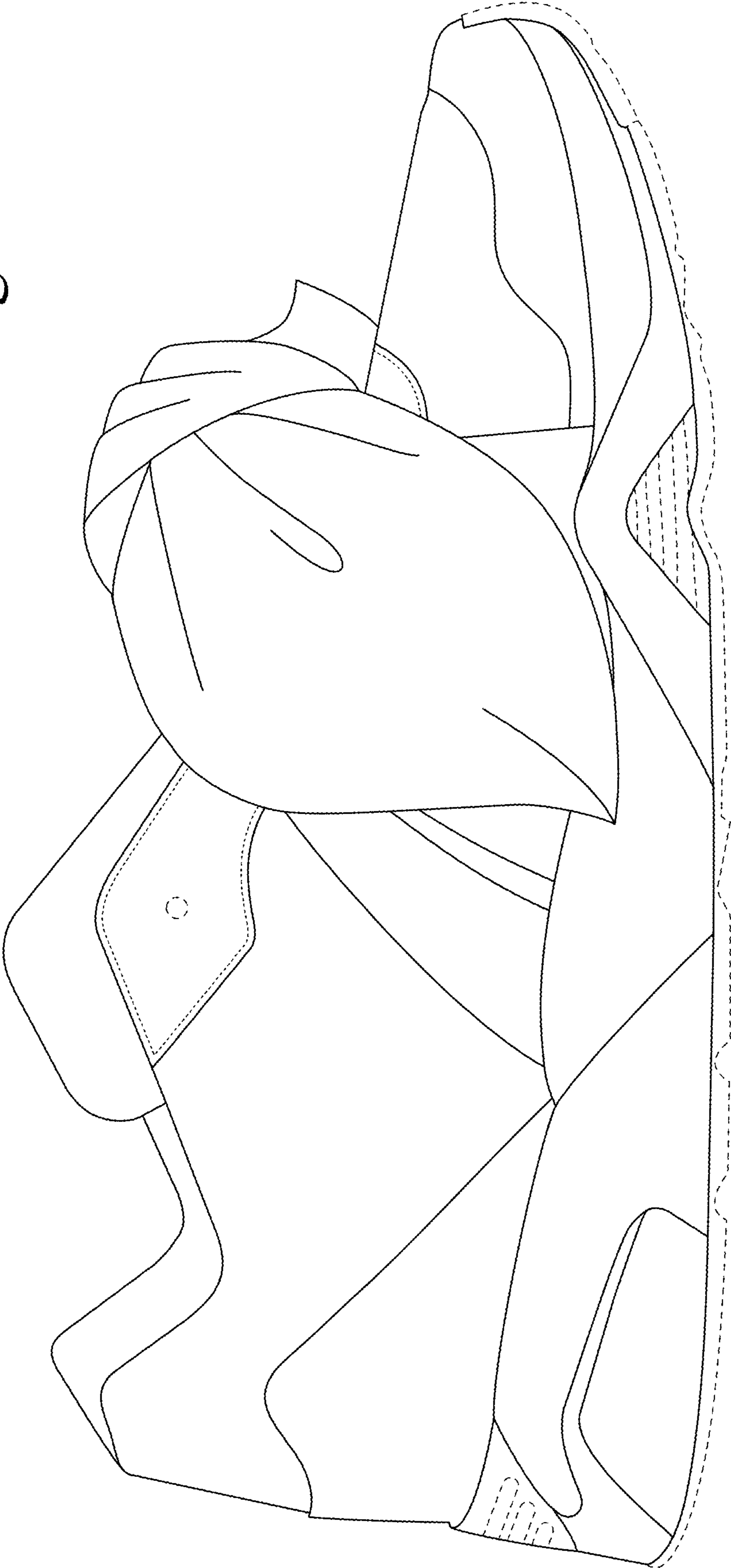
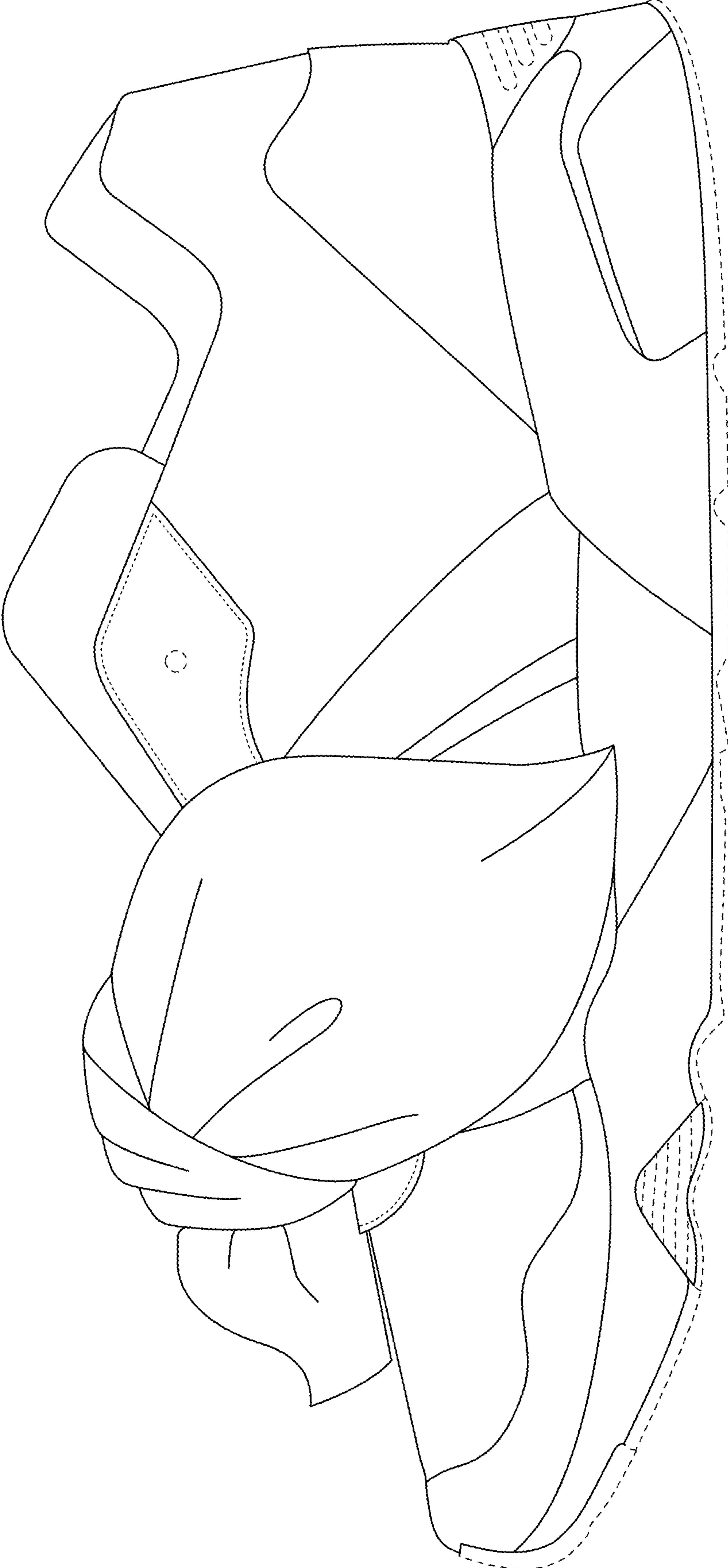


Fig. 6



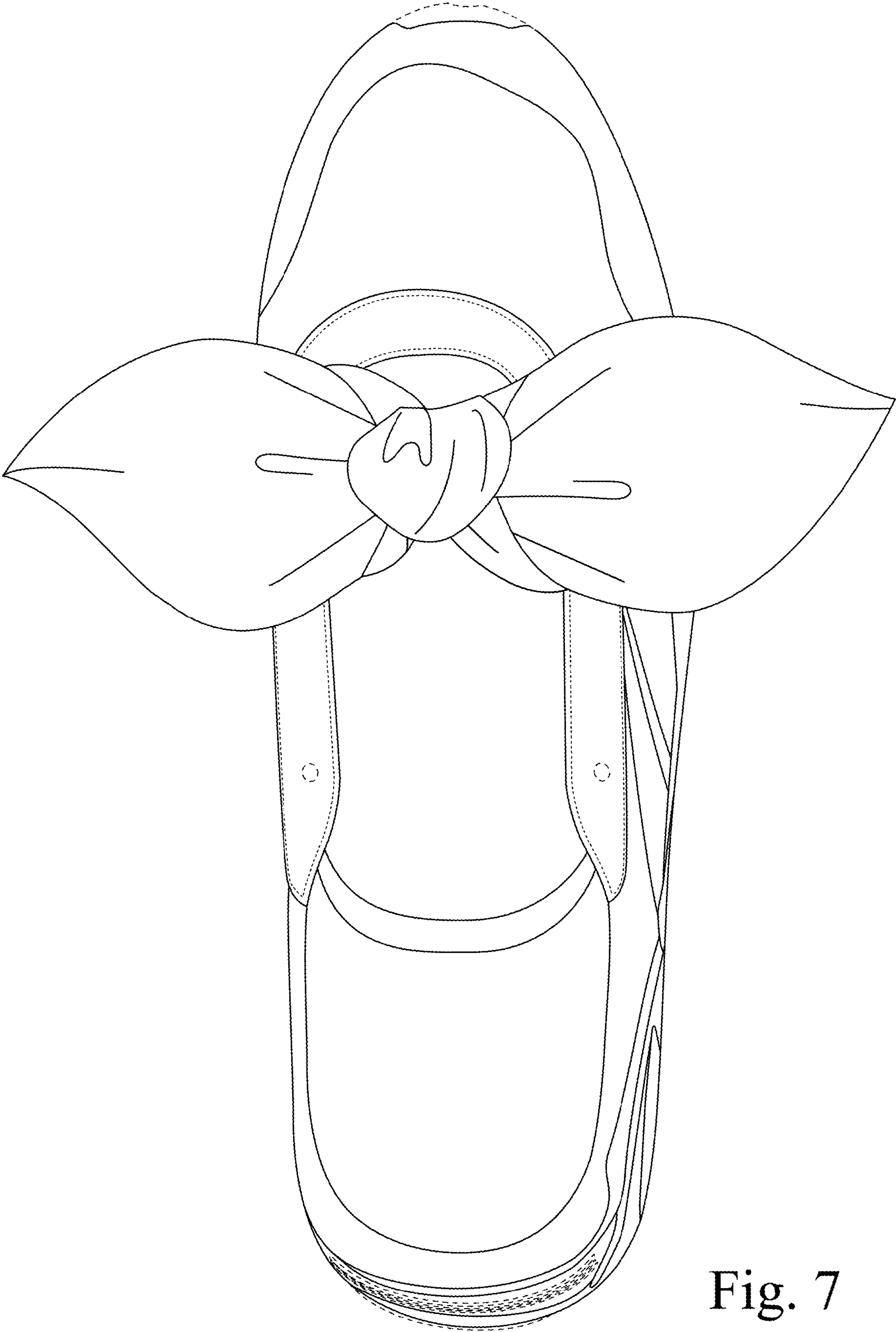


Fig. 7