



US00D872428S

(12) **United States Design Patent**  
**Bell et al.**

(10) **Patent No.:** **US D872,428 S**  
(45) **Date of Patent:** **\*\* Jan. 14, 2020**

(54) **SNEAKER OUTER SOLE PROTECTOR**

(71) Applicants: **Charles A. Bell**, Chester, PA (US);  
**Victoria H. Clark**, Upper Darby, PA (US)

(72) Inventors: **Charles A. Bell**, Chester, PA (US);  
**Victoria H. Clark**, Upper Darby, PA (US)

(\*\*) Term: **15 Years**

(21) Appl. No.: **29/620,650**

(22) Filed: **Apr. 5, 2017**

(51) **LOC (12) Cl.** ..... **02-04**

(52) **U.S. Cl.**  
USPC ..... **D2/914**; D2/955; D2/959

(58) **Field of Classification Search**  
USPC ..... D2/902, 906, 908–916, 918, 925,  
D2/946–962, 977; D12/544  
CPC ..... A43B 13/00; A43B 13/02; A43B 13/023;  
A43B 13/026; A43B 13/04; A43B 13/08;  
A43B 13/10–13/16; A43B 13/141; A43B  
13/143  
See application file for complete search history.

(56) **References Cited**

**U.S. PATENT DOCUMENTS**

3,204,347	A	9/1965	Snow	
D316,627	S *	5/1991	Schneider	..... D2/959
D326,762	S	6/1992	Kiyosawa	
5,185,943	A	2/1993	Tong et al.	
D343,720	S	2/1994	Rose	
D397,542	S	9/1998	Bradshaw	
6,119,373	A	9/2000	Gebhard et al.	
D433,792	S	11/2000	Cockrell	
D446,912	S *	8/2001	Cockrell	..... D2/909
6,931,768	B2	8/2005	Baek	

D511,881	S *	11/2005	Cockrell	..... D2/947
D625,091	S *	10/2010	Moon	..... D2/951
D680,306	S	4/2013	Zimkind	
D686,406	S *	7/2013	Spring	..... D2/951
D765,962	S	9/2016	Brilliant	
D767,260	S *	9/2016	Lubart	..... A43B 7/142 D2/909
D770,742	S	11/2016	Reiser	
D773,160	S	12/2016	Mokos et al.	
D774,741	S	12/2016	Mokos et al.	
D776,413	S	1/2017	Mokos et al.	
D795,545	S *	8/2017	Sabino	..... D2/951
D837,499	S *	1/2019	Maier	..... D2/960
2009/0113758	A1	5/2009	Nishiwaki et al.	

\* cited by examiner

*Primary Examiner* — Rashida C. Walshon

(74) *Attorney, Agent, or Firm* — Suzanne Kikel

(57) **CLAIM**

The ornamental design for a sneaker outer sole protector, as shown and described.

**DESCRIPTION**

FIG. 1 is a rear perspective view of a sneaker outer sole protector, showing our new design and its attachment to the sole of a sneaker.

FIG. 2 is a bottom view of the sneaker outer sole protector of FIG. 1.

FIG. 3 is a top view thereof.

FIG. 4 is a right side elevational view thereof.

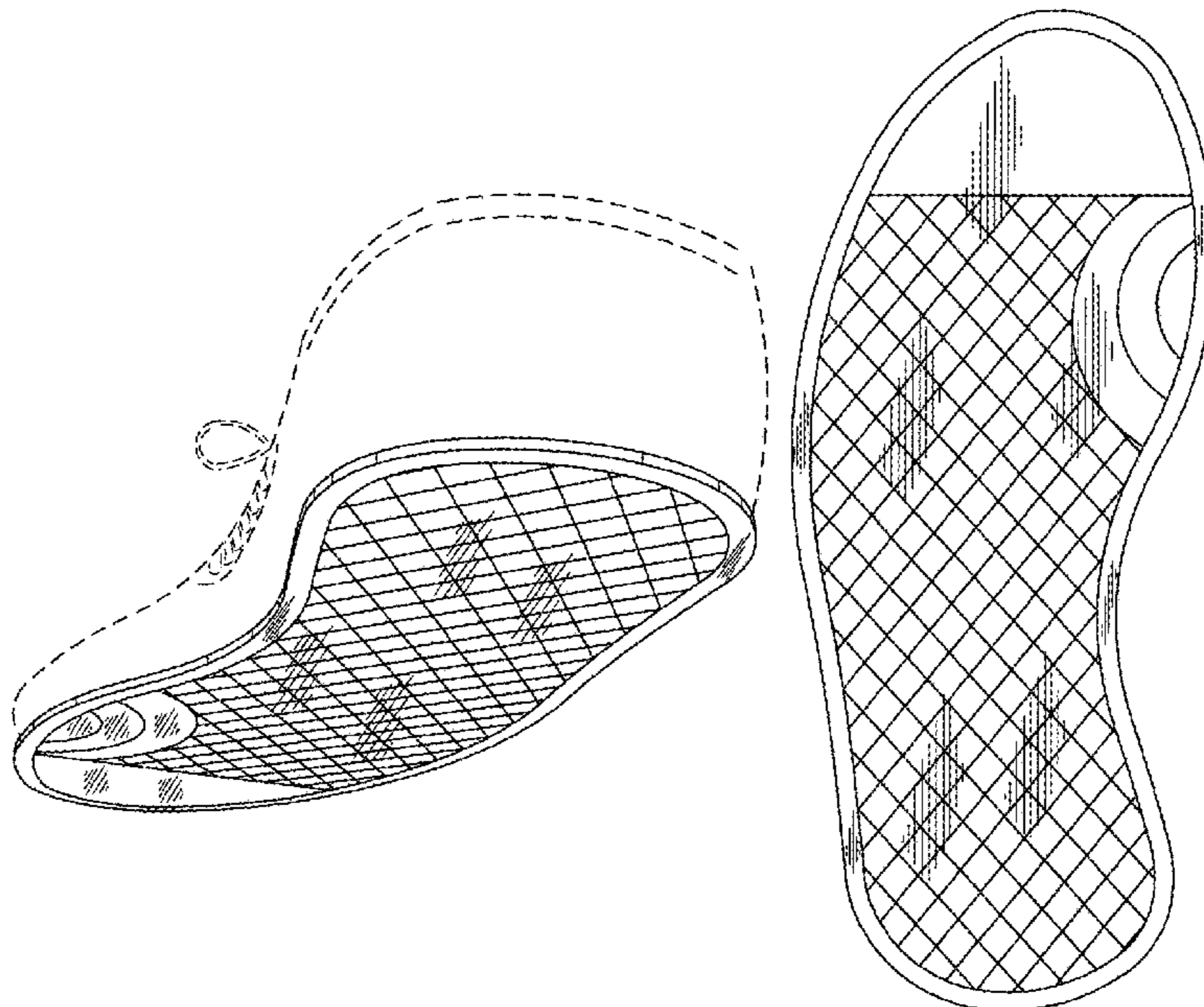
FIG. 5 is a left side elevational thereof.

FIG. 6 is a front elevational view thereof; and,

FIG. 7 is a rear elevational view thereof.

The broken lines showing of a sneaker in FIG. 1 depicts environmental subject matter and forms no part of the claimed design.

**1 Claim, 5 Drawing Sheets**



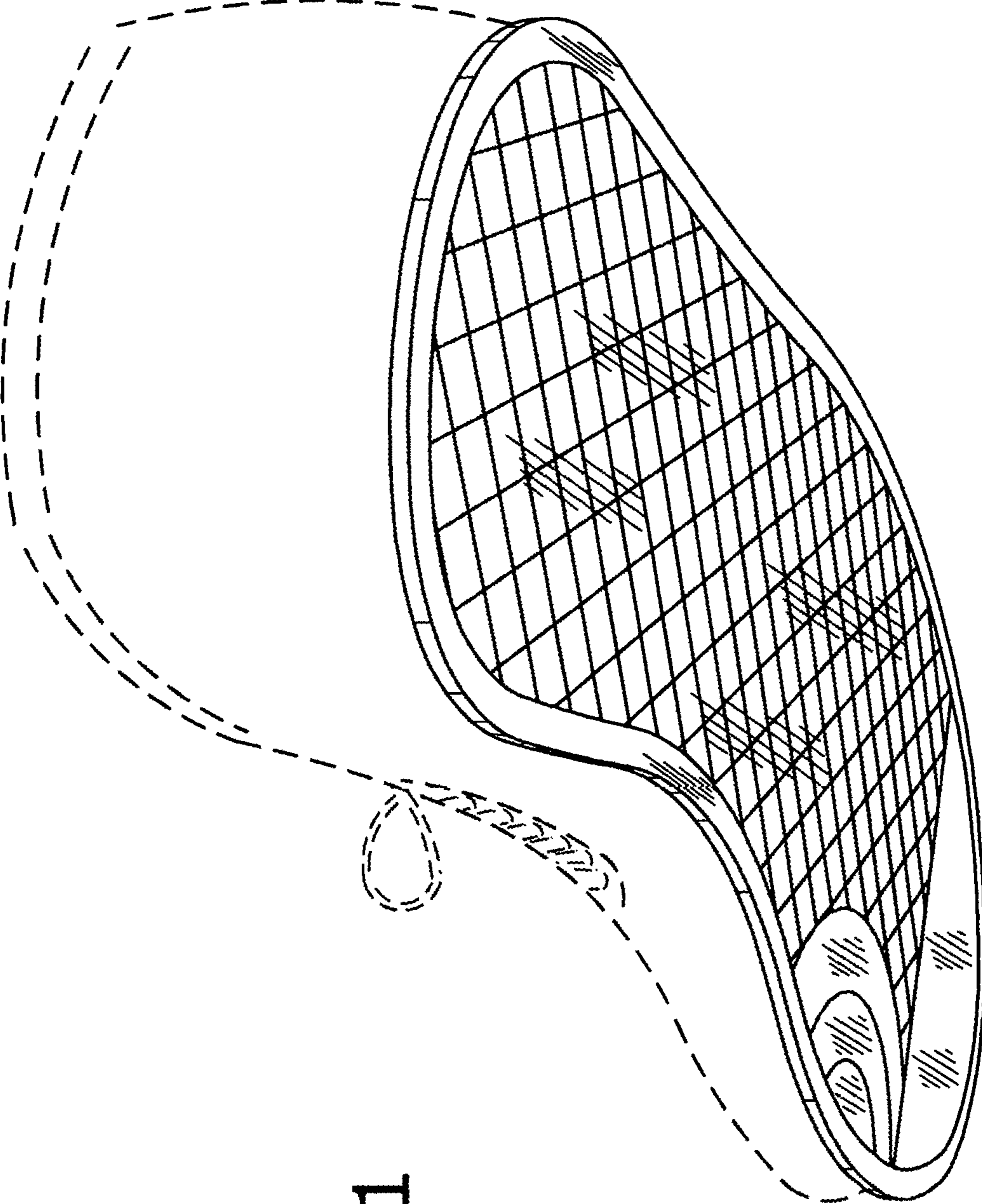
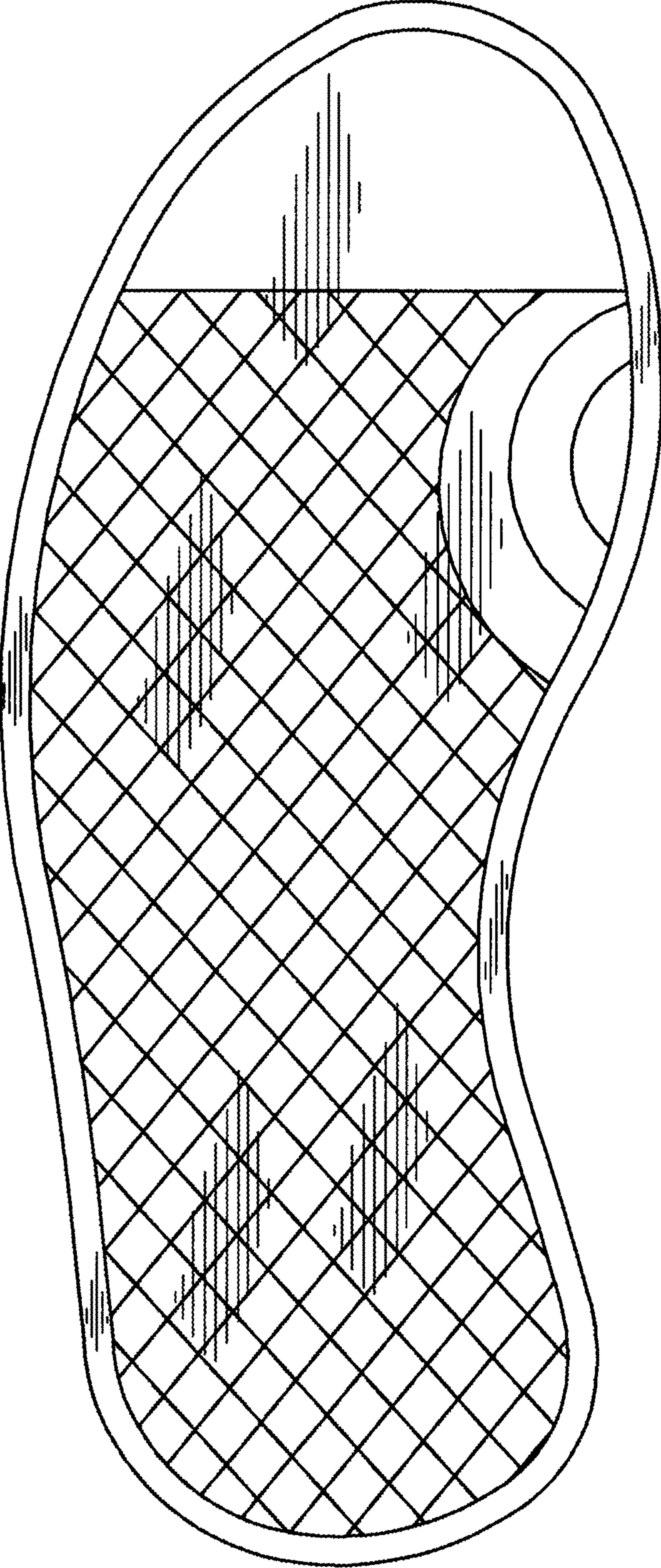


FIG. 1

FIG. 2



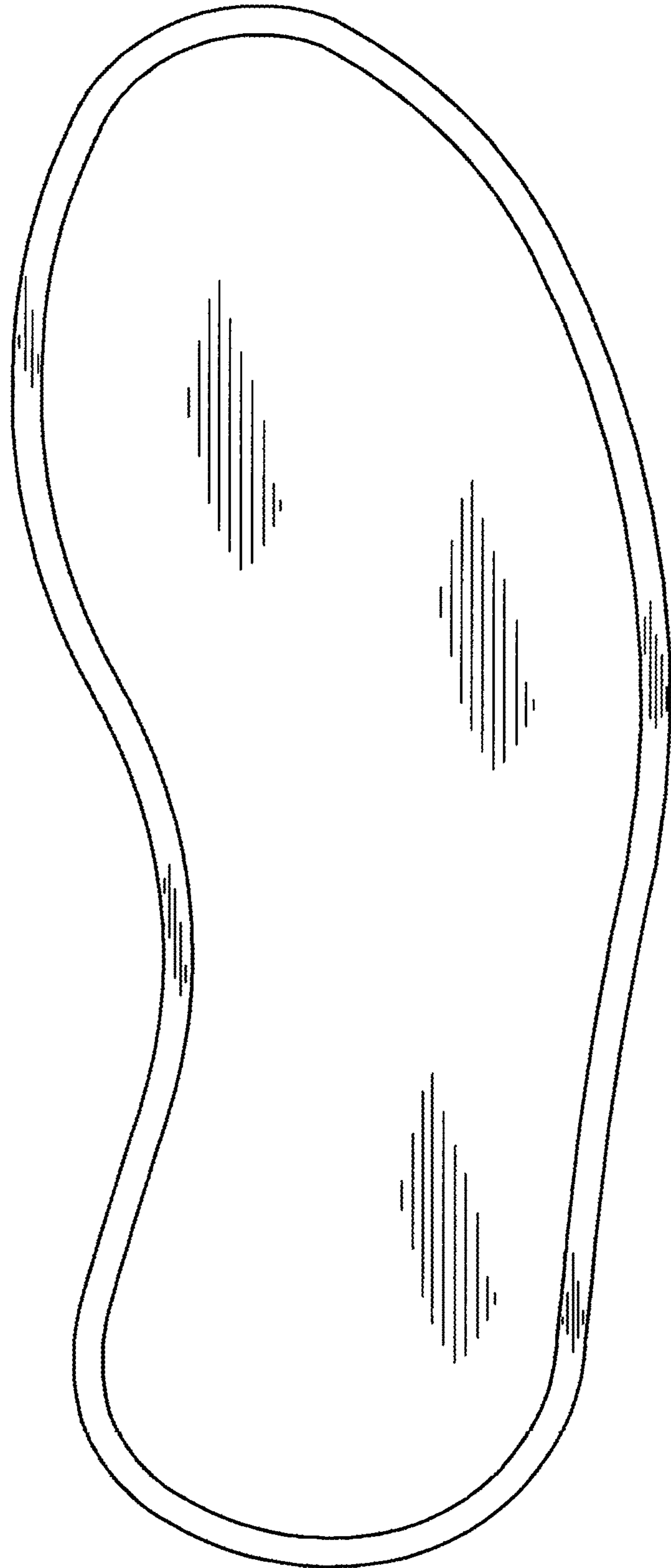


FIG. 3



FIG. 4



FIG. 5



FIG. 6



FIG. 7