



US00D872400S

(12) **United States Design Patent**  
**Martinez et al.**

(10) **Patent No.:** **US D872,400 S**  
(45) **Date of Patent:** **\*\* Jan. 7, 2020**

(54) **SNARE DEVICE**  
(71) Applicants: **Jennifer L. Martinez**, Pennington, NJ (US); **Casey J. Martinez**, Pennington, NJ (US)  
(72) Inventors: **Jennifer L. Martinez**, Pennington, NJ (US); **Casey J. Martinez**, Pennington, NJ (US)  
(\*\*) Term: **15 Years**  
(21) Appl. No.: **29/649,343**  
(22) Filed: **May 29, 2018**  
(51) **LOC (12) Cl.** ..... **15-05**  
(52) **U.S. Cl.**  
USPC ..... **D32/35**  
(58) **Field of Classification Search**  
USPC ..... D17/22, 99; D21/405, 406; D8/354; D32/35; 24/302, 115 G  
CPC .... G10D 13/00; G10D 13/003; G10D 13/023; G10D 13/024; G10D 13/025; G10D 13/026; A44B 13/02; D06F 95/008; F16B 2/10  
See application file for complete search history.

(56) **References Cited**  
U.S. PATENT DOCUMENTS  
2,953,828 A \* 9/1960 Hochman ..... D06F 95/008 24/17 R  
3,405,588 A \* 10/1968 Della-Porta ..... G10D 13/026 84/421  
5,697,128 A \* 12/1997 Peregrine ..... F16G 11/14 24/115 G  
6,038,748 A \* 3/2000 Durney ..... D06F 95/008 24/115 G  
D441,007 S \* 4/2001 Simons ..... D17/22  
6,478,464 B1 \* 11/2002 Miller ..... B65D 31/16 224/663  
6,749,099 B2 \* 6/2004 Danielson ..... A45F 5/02 224/250

8,283,544 B2 \* 10/2012 Zuffante ..... G10D 13/00 84/413  
8,365,361 B1 \* 2/2013 Ahern ..... A47C 21/02 24/338  
D781,017 S \* 3/2017 Elliott ..... D32/35  
10,113,265 B2 \* 10/2018 Durney ..... A44B 13/02  
10,244,799 B2 \* 4/2019 Bunn ..... A47F 7/24  
2011/0252943 A1 \* 10/2011 Zuffante ..... G10D 13/00 84/413  
2015/0243268 A1 \* 8/2015 Miyajima ..... G10D 13/026 84/421  
2016/0376745 A1 \* 12/2016 Durney ..... A44B 13/02 24/302  
2017/0009394 A1 \* 1/2017 Durney ..... D06F 95/008

**FOREIGN PATENT DOCUMENTS**

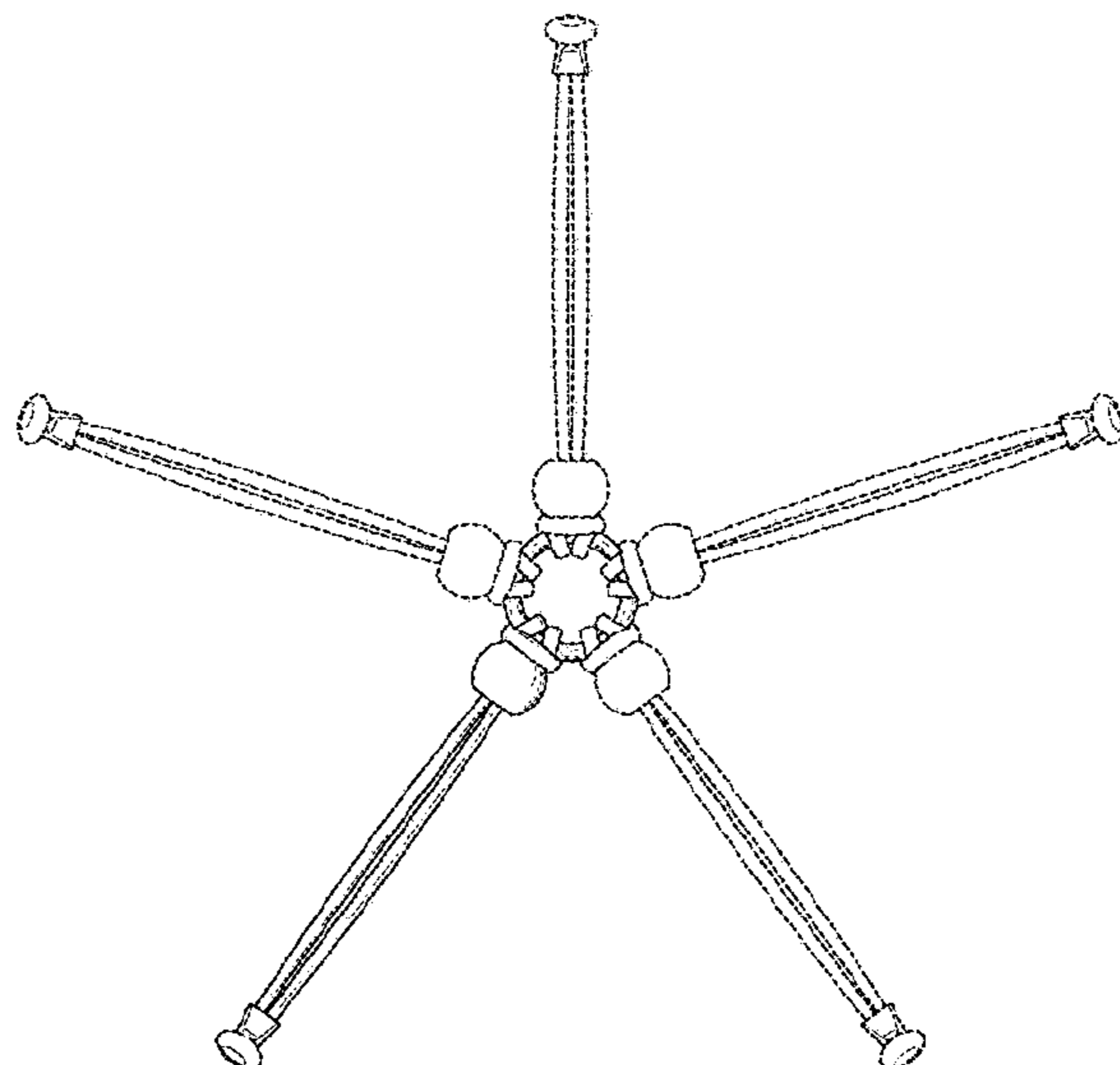
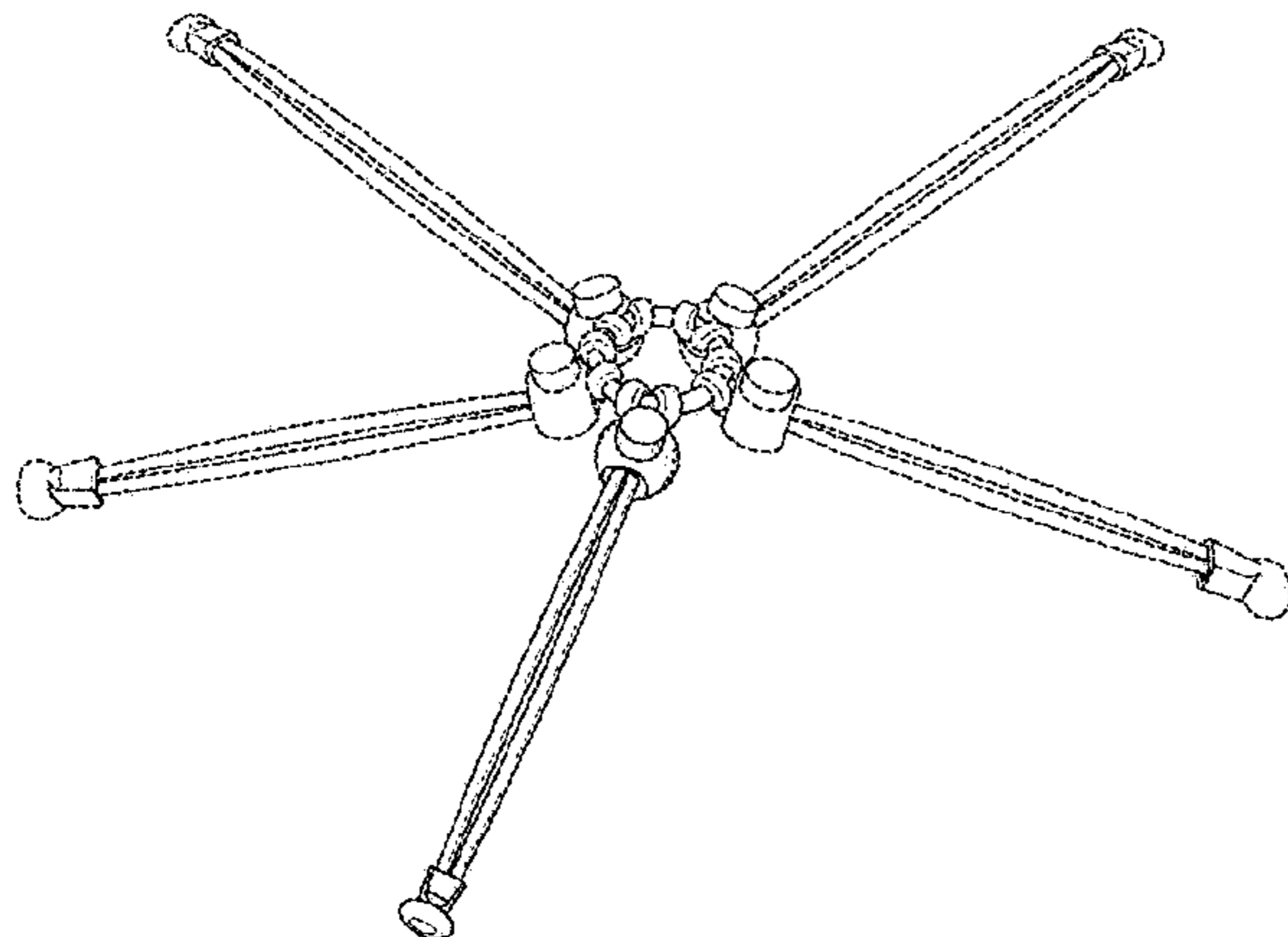
CA 2934178 A1 \* 12/2016 ..... A44B 13/02  
CA 2935229 A1 \* 1/2017 ..... D06F 95/008  
\* cited by examiner

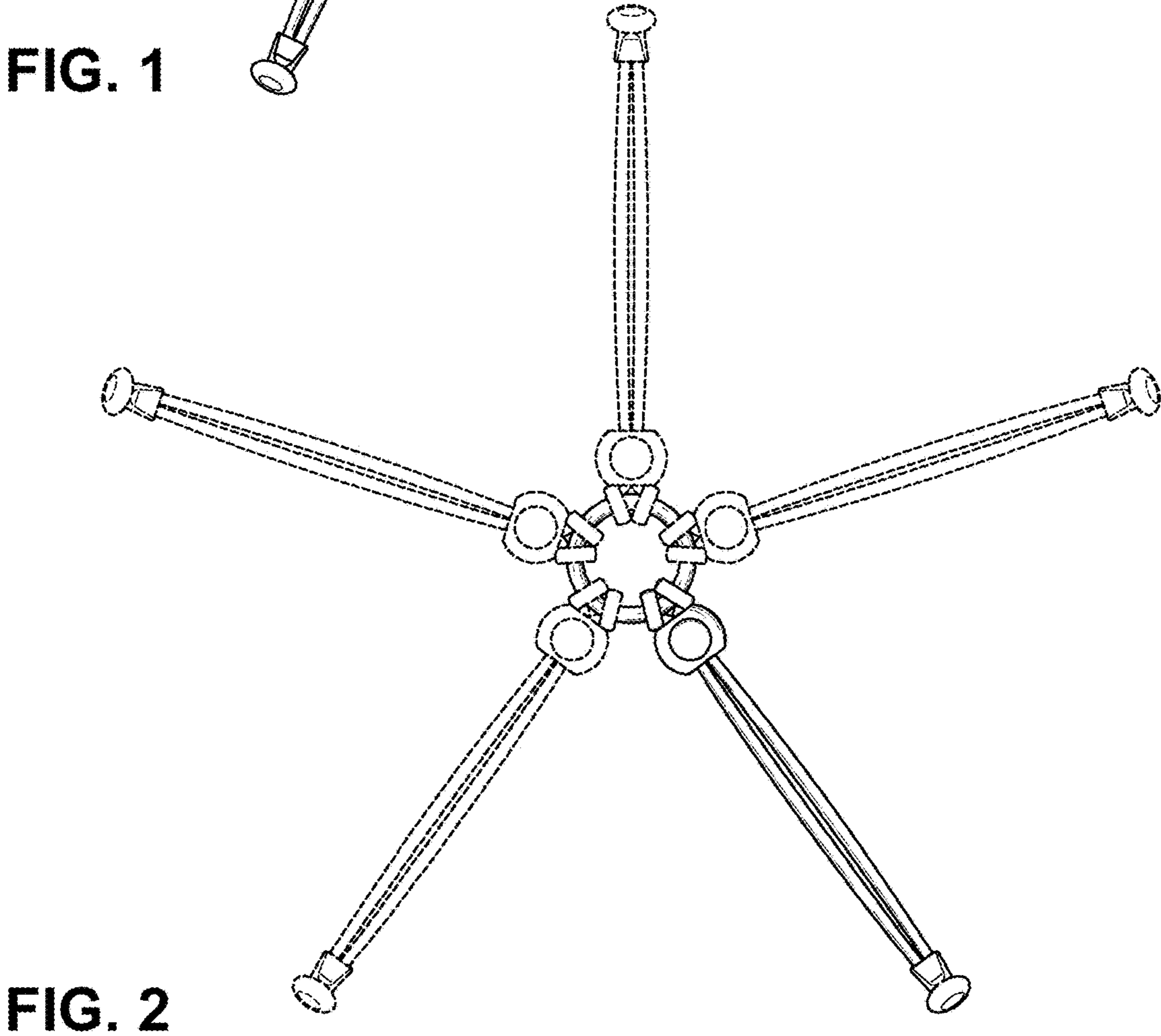
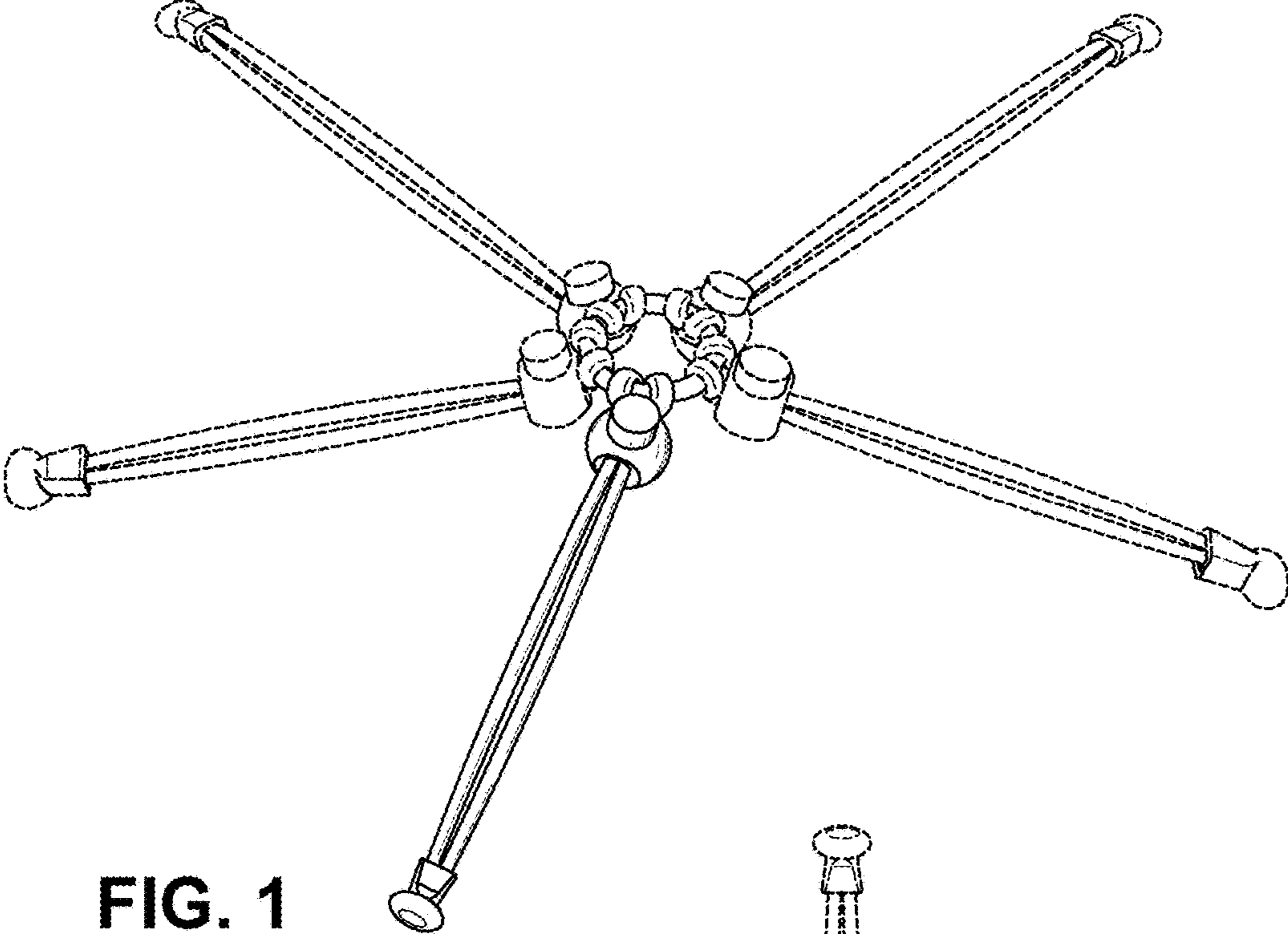
*Primary Examiner* — R. Johnson  
(74) *Attorney, Agent, or Firm* — Ellenoff Grossman & Schole LLP; James M. Smedley; Alex Korona

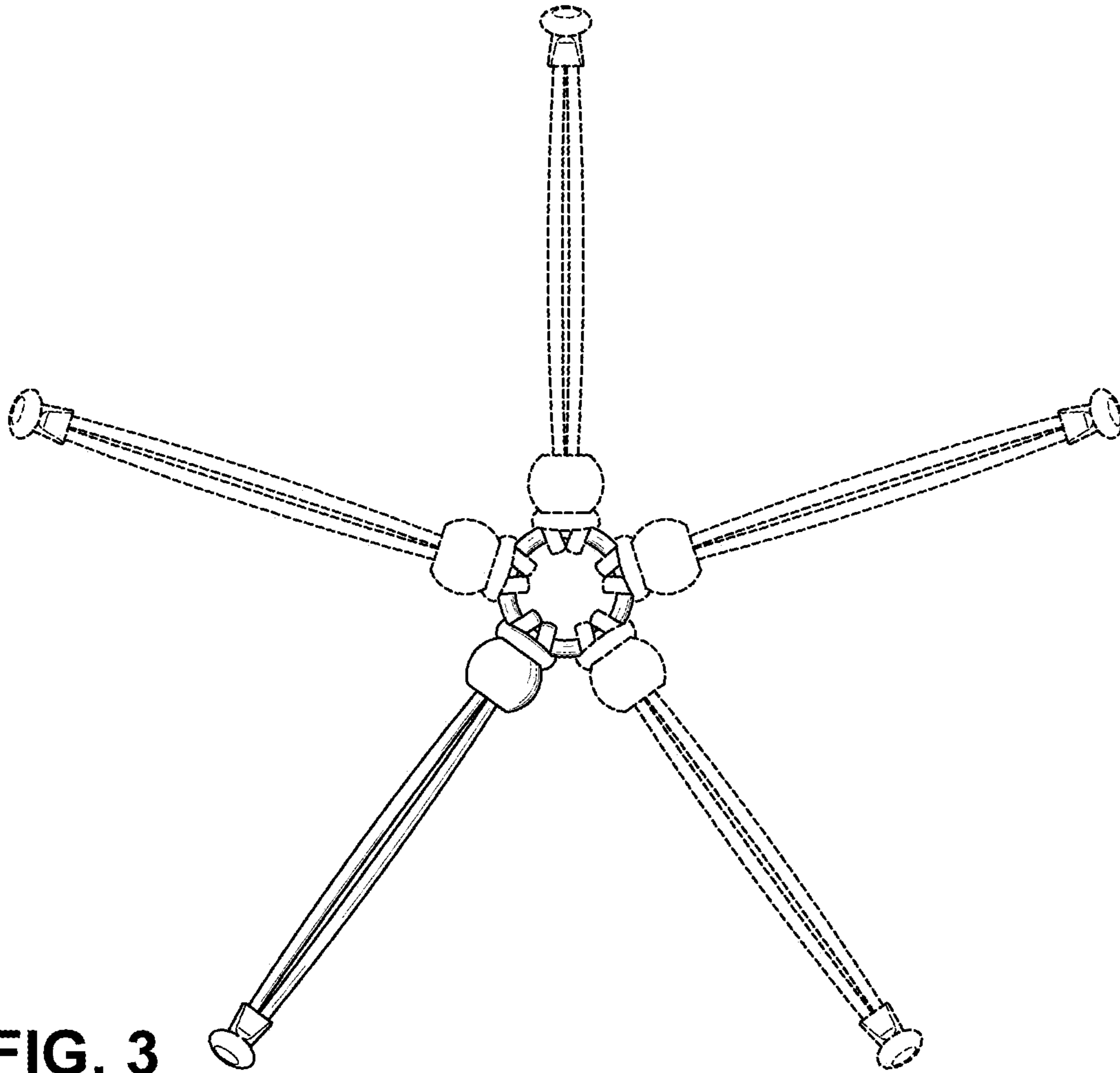
(57) **CLAIM**  
We claim the ornamental design for a snare device, as shown and described.

**DESCRIPTION**  
FIG. 1 is a top perspective view of a snare device embodying my new design;  
FIG. 2 is a top plan view thereof;  
FIG. 3 is a bottom plan view thereof;  
FIG. 4 is a front view thereof; and,  
FIG. 5 is a back view thereof.  
The broken lines in the drawings are for the purpose of illustrating unclaimed portions of the snare device and form no part of the claimed design.

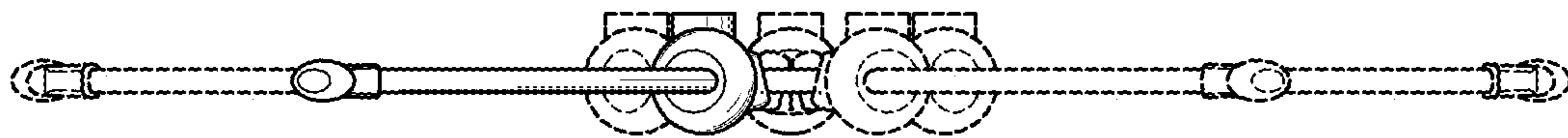
**1 Claim, 2 Drawing Sheets**



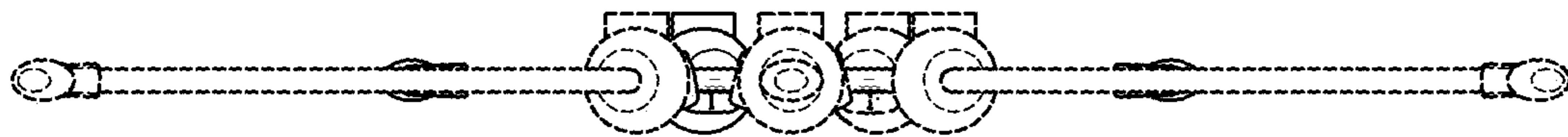




**FIG. 3**



**FIG. 4**



**FIG. 5**