



US00D872395S

(12) **United States Design Patent**
Fathi Djalali et al.

(10) **Patent No.:** **US D872,395 S**
(45) **Date of Patent:** **** Jan. 7, 2020**

(54) **MOBILE ROBOTIC VACUUM**

(71) Applicants: **Shahin Fathi Djalali**, San Francisco, CA (US); **Ali Ebrahimi Afrouzi**, San Jose, CA (US)

(72) Inventors: **Shahin Fathi Djalali**, San Francisco, CA (US); **Ali Ebrahimi Afrouzi**, San Jose, CA (US)

(73) Assignee: **AI Incorporated**, Toronto (CA)

(**) Term: **15 Years**

(21) Appl. No.: **29/627,986**

(22) Filed: **Nov. 30, 2017**

(51) **LOC (12) Cl.** **15-05**

(52) **U.S. Cl.**
USPC **D32/21**

(58) **Field of Classification Search**
USPC D32/21, 31; D13/108-109; 15/319
CPC E04H 4/1654; A47L 2201/00; A47L 2201/02; A47L 2201/04; A47L 2201/06; A47L 9/0461; A47L 9/2805; B25J 9/1694
See application file for complete search history.

(56) **References Cited**

U.S. PATENT DOCUMENTS

D556,961 S * 12/2007 Swyst D32/21
D665,547 S * 8/2012 Nam D32/21

D669,235 S * 10/2012 Bassett D32/21
D670,877 S * 11/2012 Geringer D32/21
D690,478 S * 9/2013 Li D32/21
D703,397 S * 4/2014 Sungkyung D32/21
D714,002 S * 9/2014 Casini D32/21
D714,003 S * 9/2014 Casini D32/21
D715,504 S * 10/2014 Deoksang D32/21
D771,884 S * 11/2016 Ninomiya D32/21
D835,869 S * 12/2018 Li D32/21
D840,617 S * 2/2019 Dou D32/21

* cited by examiner

Primary Examiner — Ruth McInroy

(57) **CLAIM**

The ornamental design for a mobile robotic vacuum, as shown and described.

DESCRIPTION

FIG. 1 is a front elevational view of a mobile robotic vacuum showing our new design.
FIG. 2 is a top plan view thereof.
FIG. 3 is a left side elevational view thereof.
FIG. 4 is a right side elevational view thereof.
FIG. 5 is rear elevational view thereof; and,
FIG. 6 is a top perspective view thereof.
The broken lines shown are for illustrative purposes only and form no part of the claimed design.

1 Claim, 6 Drawing Sheets

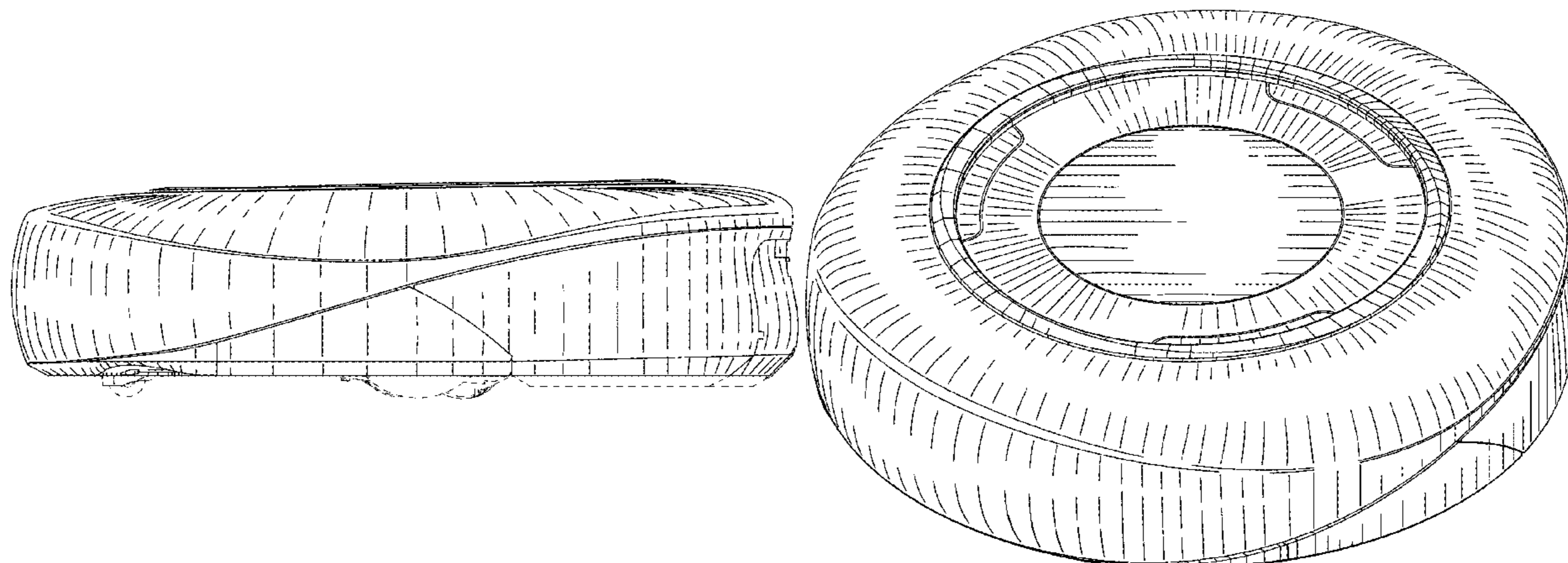


FIG. 1

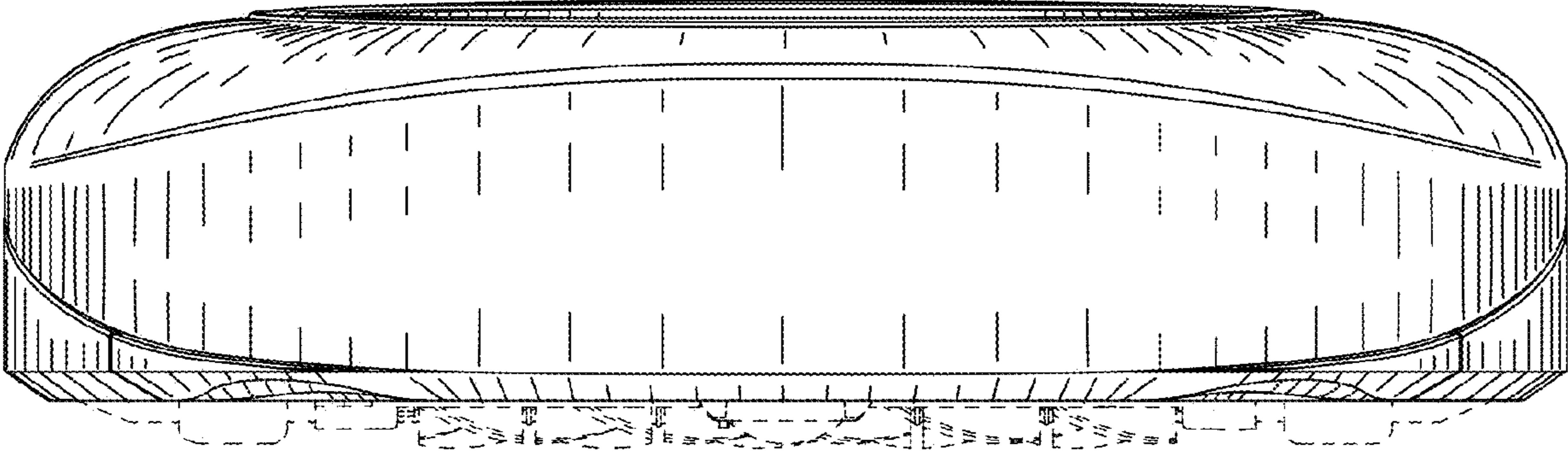


FIG. 2

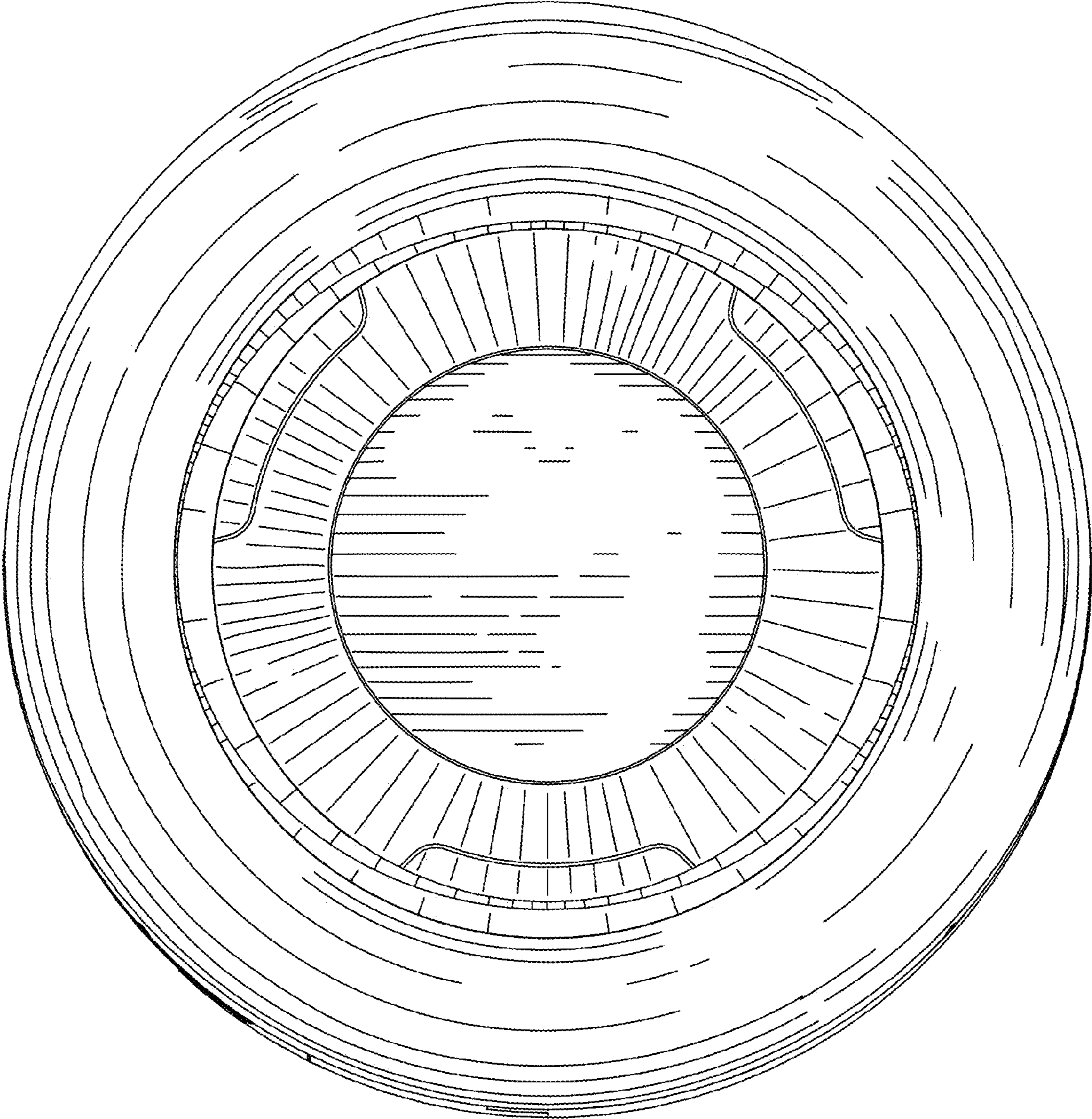


FIG. 3

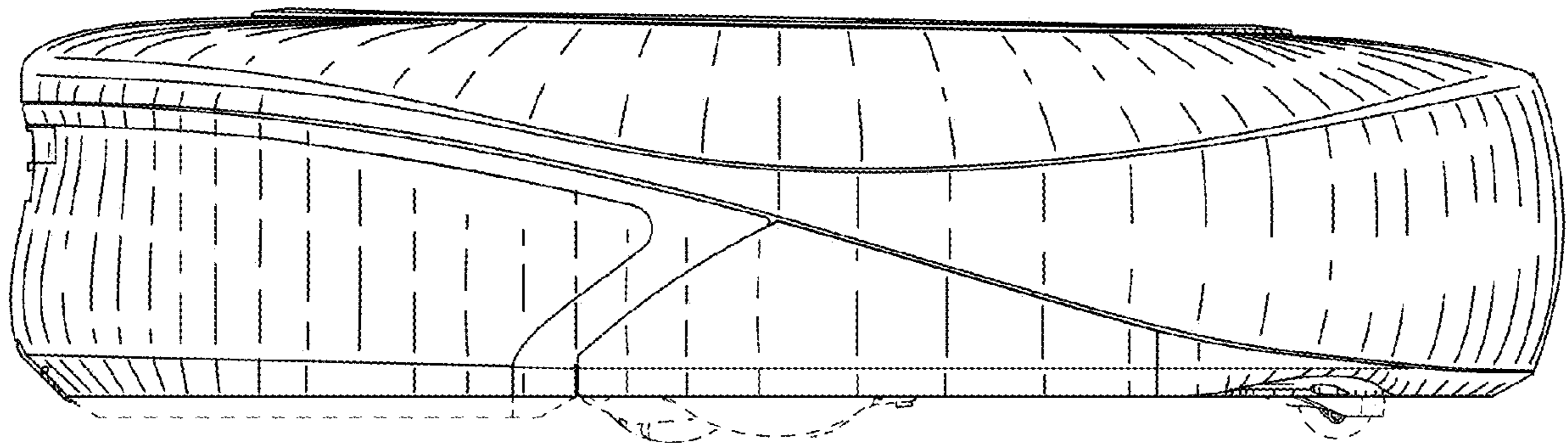


FIG. 4

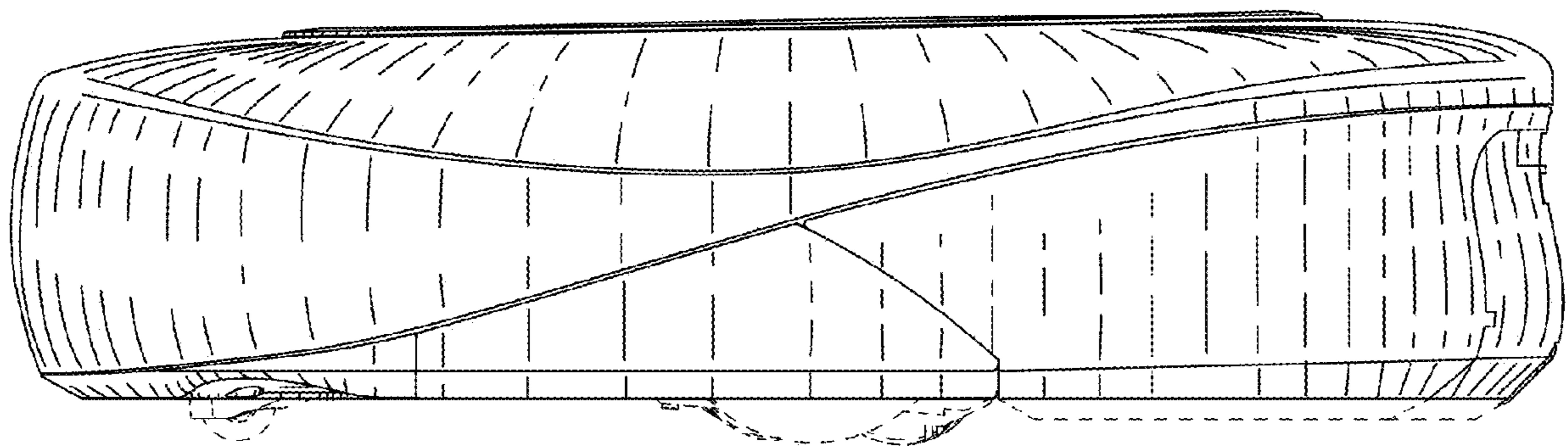


FIG. 5

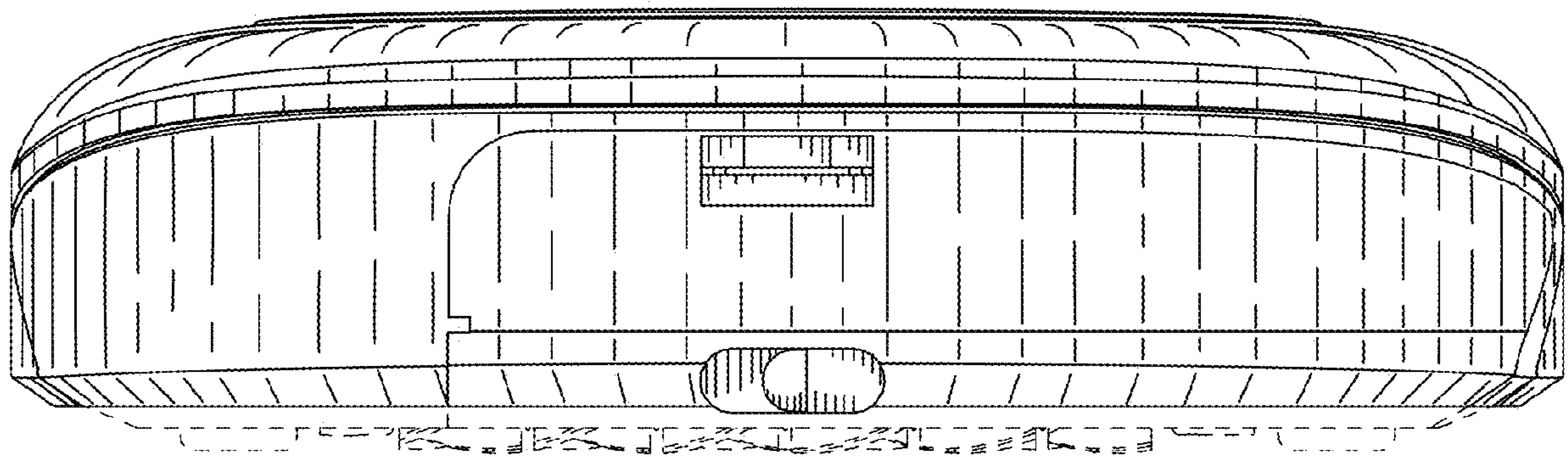


FIG. 6

