



US00D872384S

(12) **United States Design Patent** (10) **Patent No.:** **US D872,384 S**
Crane (45) **Date of Patent:** **** Jan. 7, 2020**

(54) **PET TOY**

(71) Applicant: **Sabine S. Crane**, San Clemente, CA (US)

(72) Inventor: **Sabine S. Crane**, San Clemente, CA (US)

(73) Assignee: **DELCA CORPORATION**

(**) Term: **15 Years**

(21) Appl. No.: **29/596,590**

(22) Filed: **Mar. 9, 2017**

(51) **LOC (12) Cl.** **30-99**

(52) **U.S. Cl.**
USPC **D30/160**

(58) **Field of Classification Search**
USPC D21/398, 400, 402, 412, 415, 426, 436, D21/439, 440, 441, 443, 455, 460-462, D21/466-468, 479, 495, 563, 656, 712, D21/713, 788, 799.1, 470, 681; D24/211, D24/214, 215, 193-195; D30/160, 112, D30/119; D1/125-127

CPC A63H 5/00; A63H 33/26; A63H 33/18; A63H 29/22; A63H 29/24; A63H 2200/00; A63H 11/00; A63H 13/00; A63H 18/02; A63H 18/14; A63H 18/16; A63H 29/00; A63H 33/009; A63H 33/22; A63H 33/3055; A63H 3/003; A63H 3/006; A63H 3/008; A63H 3/24; A63H 3/28; A63H 3/31; A63H 3/36; A63H 9/00; A63B 59/20; A63B 69/406; A63B 47/04; A63B 2220/51; A63B 2220/53; A63B 2220/56; A63B 2220/805; A63B 2071/0625; A63B 2071/063; A63B 2220/17; A63B 2220/18; A63B 2220/40; A63B 2220/803; A63B 2220/833; A63B 43/004; A63B 43/06; A63B 71/0622; A63B 2071/0602; A63B 21/0055; A63B 2207/02; A63B 2225/54; A63B 69/0053; A63B 2047/043

See application file for complete search history.

(56) **References Cited**

U.S. PATENT DOCUMENTS

1,923,019 A * 8/1933 De Silva A63H 1/30 446/250
3,452,474 A * 7/1969 Zopf A63H 1/24 446/242
5,127,868 A * 7/1992 Smollar A63H 1/30 446/236
D420,403 S * 2/2000 Bart D21/398
(Continued)

OTHER PUBLICATIONS

About Yo-Yo Shapes, posted at yoyostorerewind.com, earliest date available on Jul. 11, 2011, [online], acquired on Nov. 16, 2018. Available from Internet, <URL: <http://www.yoyostorerewind.com/index.php/en/yo-yo-knowledge/howto06/shape.html>> (Year: 2011).*

Primary Examiner — Sheryl Lane
Assistant Examiner — Aula Soroush
(74) *Attorney, Agent, or Firm* — Andrew S. Dallmann; Eastman McCartney Dallmann LLP

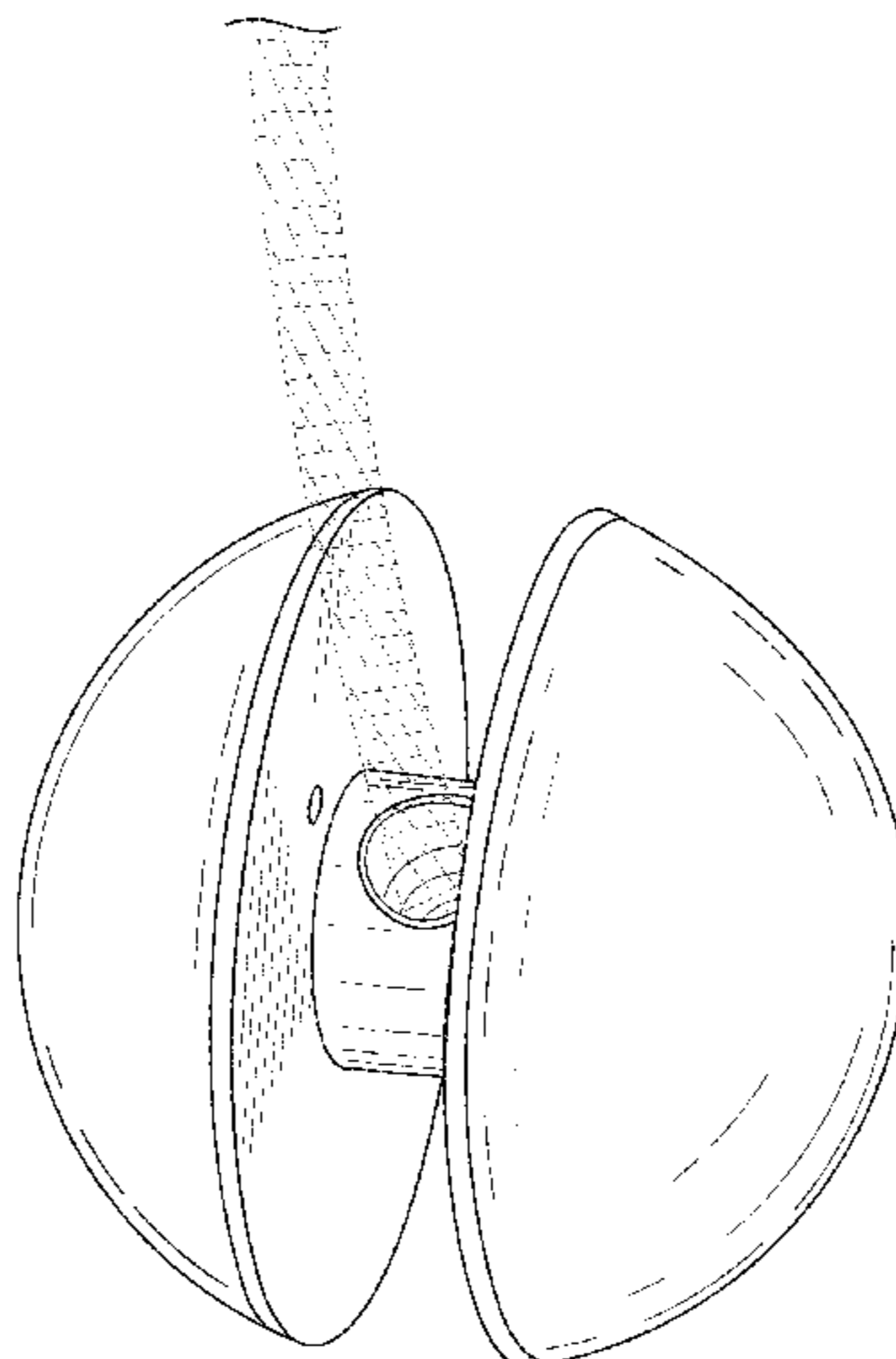
(57) **CLAIM**

The ornamental design for a pet toy, as shown and described.

DESCRIPTION

FIG. 1 is a front perspective view of the pet toy showing my new design;
FIG. 2 is a side elevational view thereof;
FIG. 3 is a front elevational view thereof with line 6 showing the cross-section of FIG. 6;
FIG. 4 is a top plan view thereof;
FIG. 5 is a bottom plan view thereof; and,
FIG. 6 is a side cross-sectional view thereof.
The broken lines are for environmental purposes only and form no part of the claimed design.

1 Claim, 5 Drawing Sheets



(56)

References Cited

U.S. PATENT DOCUMENTS

D690,369	S *	9/2013	Wu	D21/464
9,539,471	B2 *	1/2017	Luciano, Jr.	A63B 37/0003
D815,371	S *	4/2018	Christianson	D30/160
D822,918	S *	7/2018	Woods	D30/160
D832,326	S *	10/2018	Lee	D15/199
2013/0165261	A1 *	6/2013	Luciano, Jr.	A63B 37/005 473/371

* cited by examiner

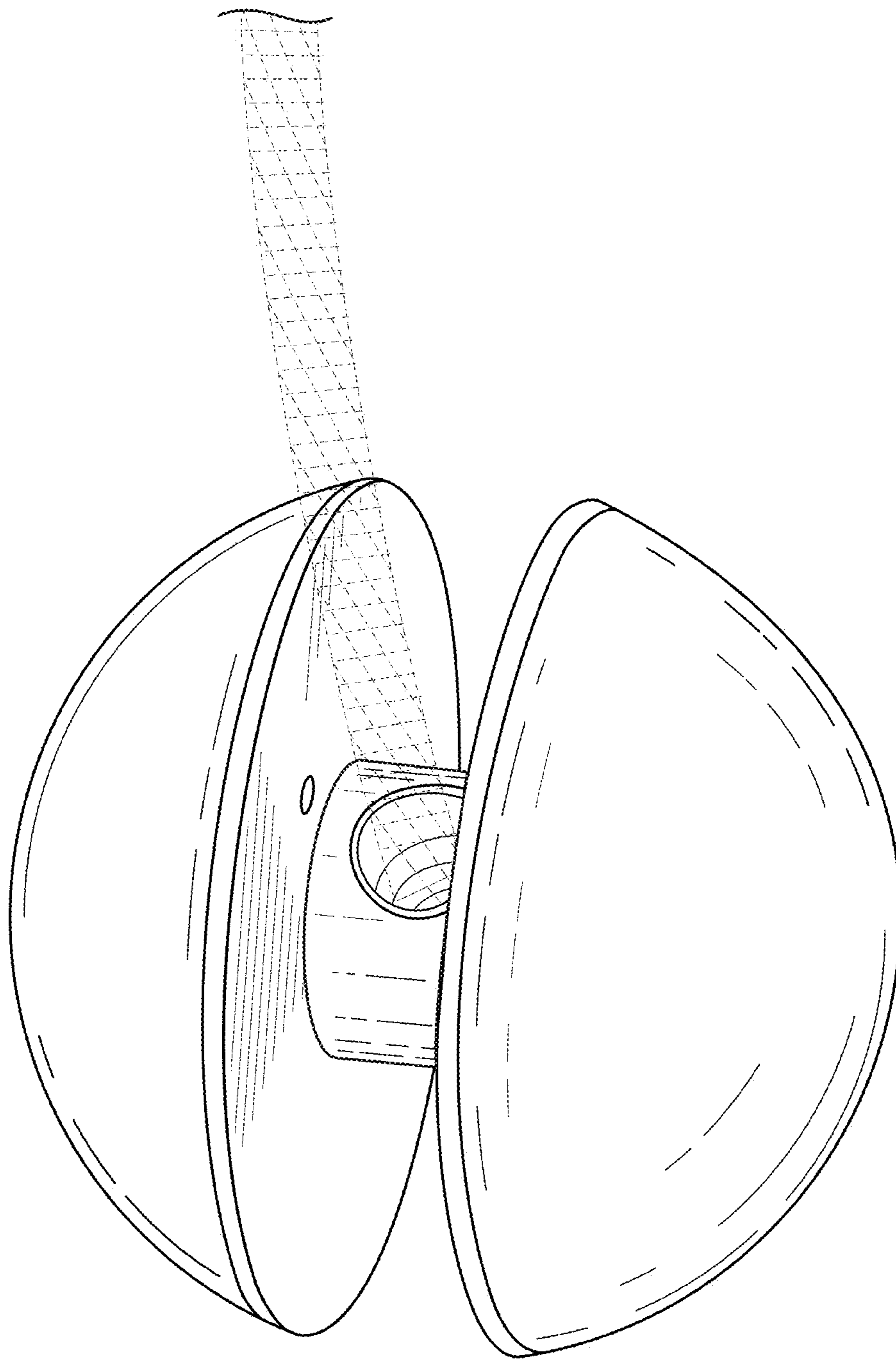


FIG. 1

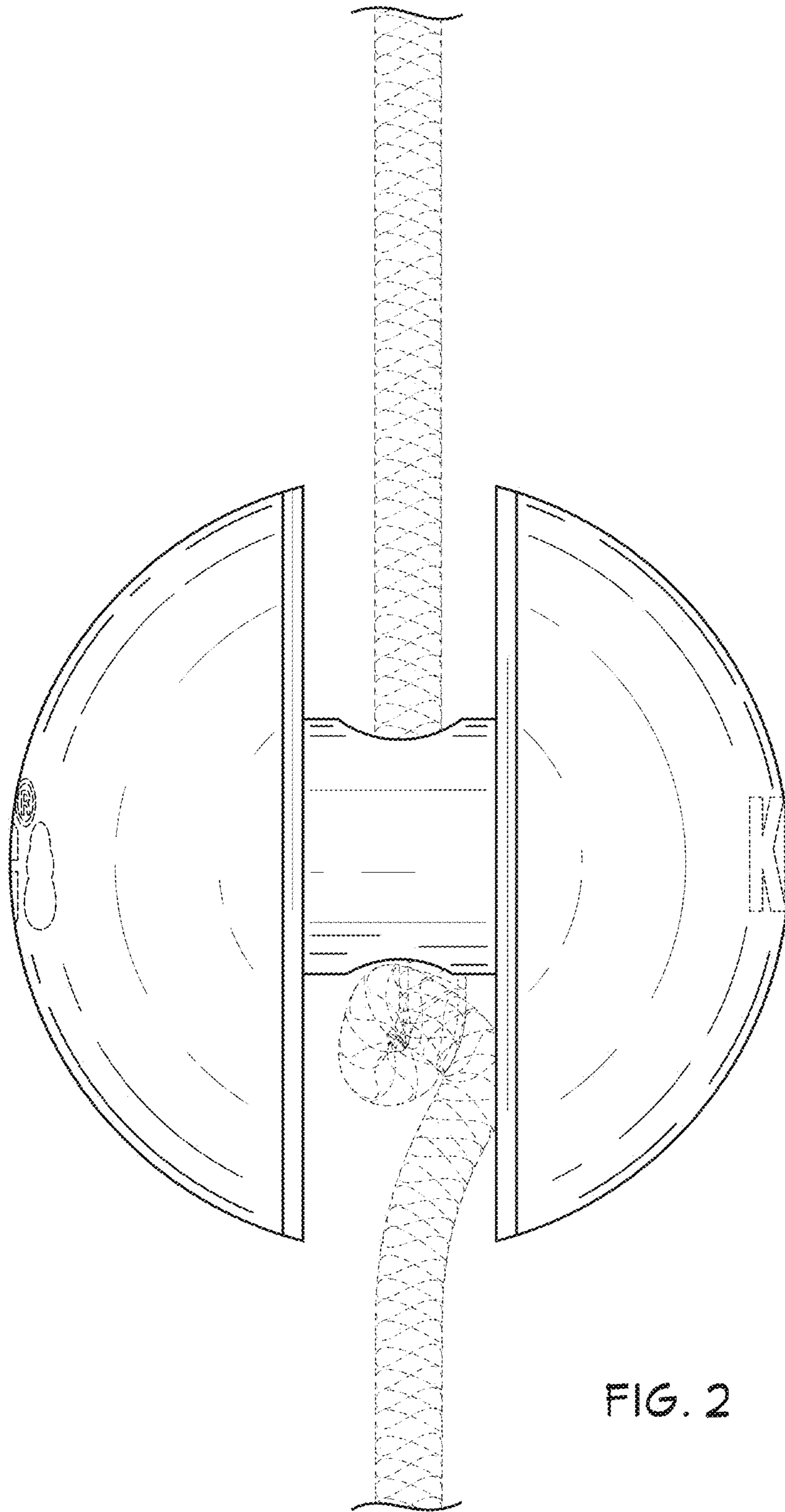


FIG. 2

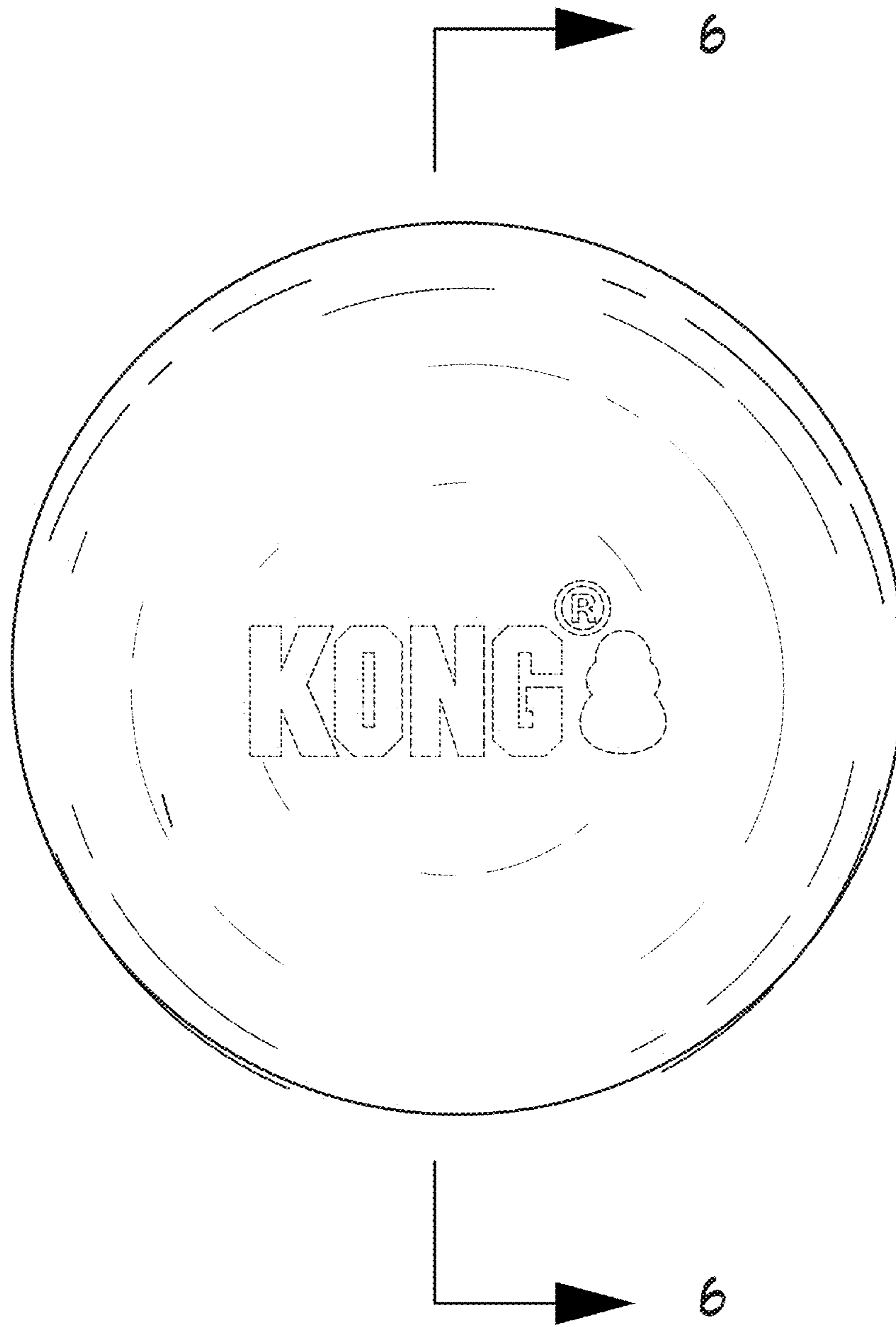


FIG. 3

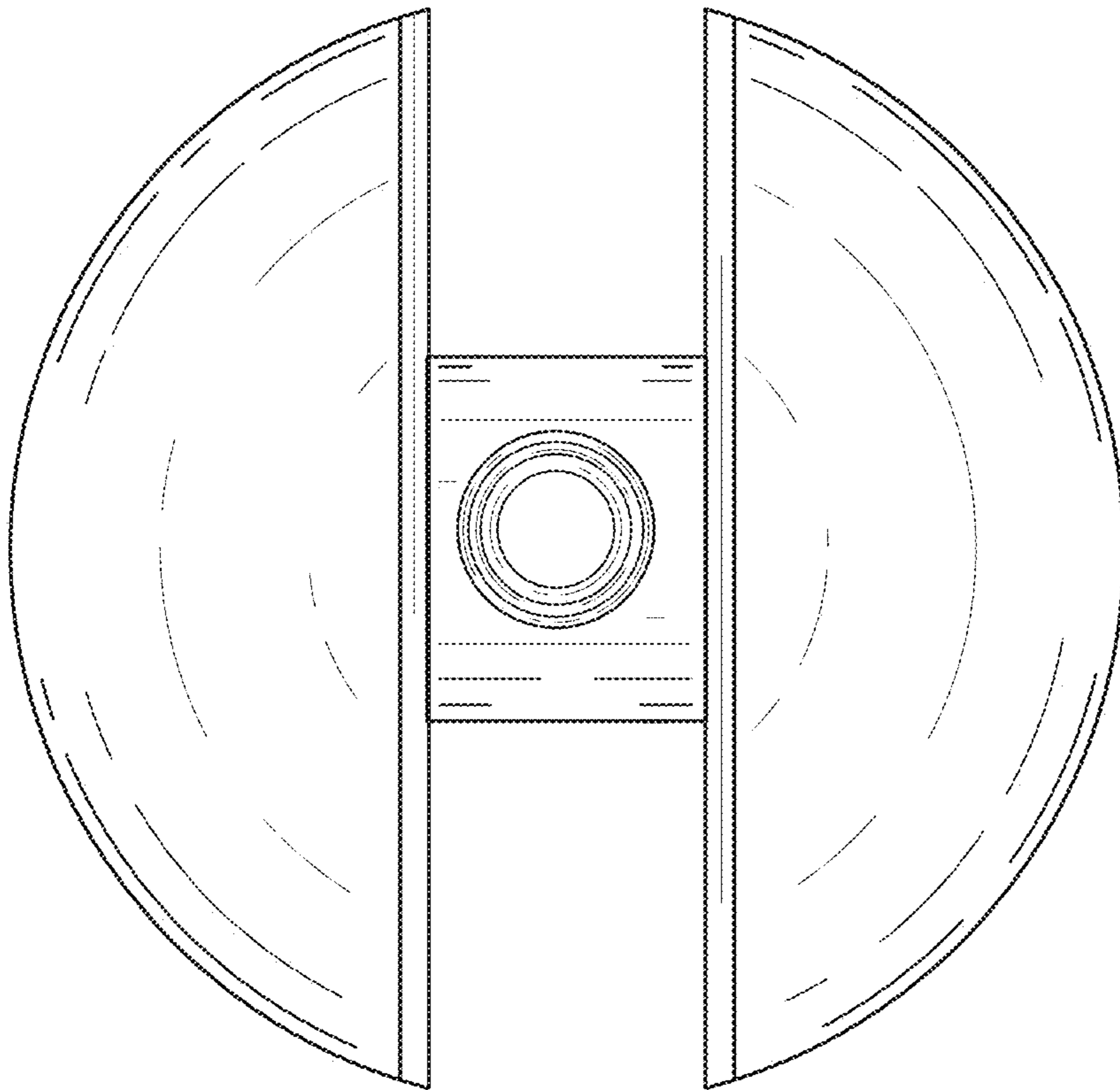


FIG. 4

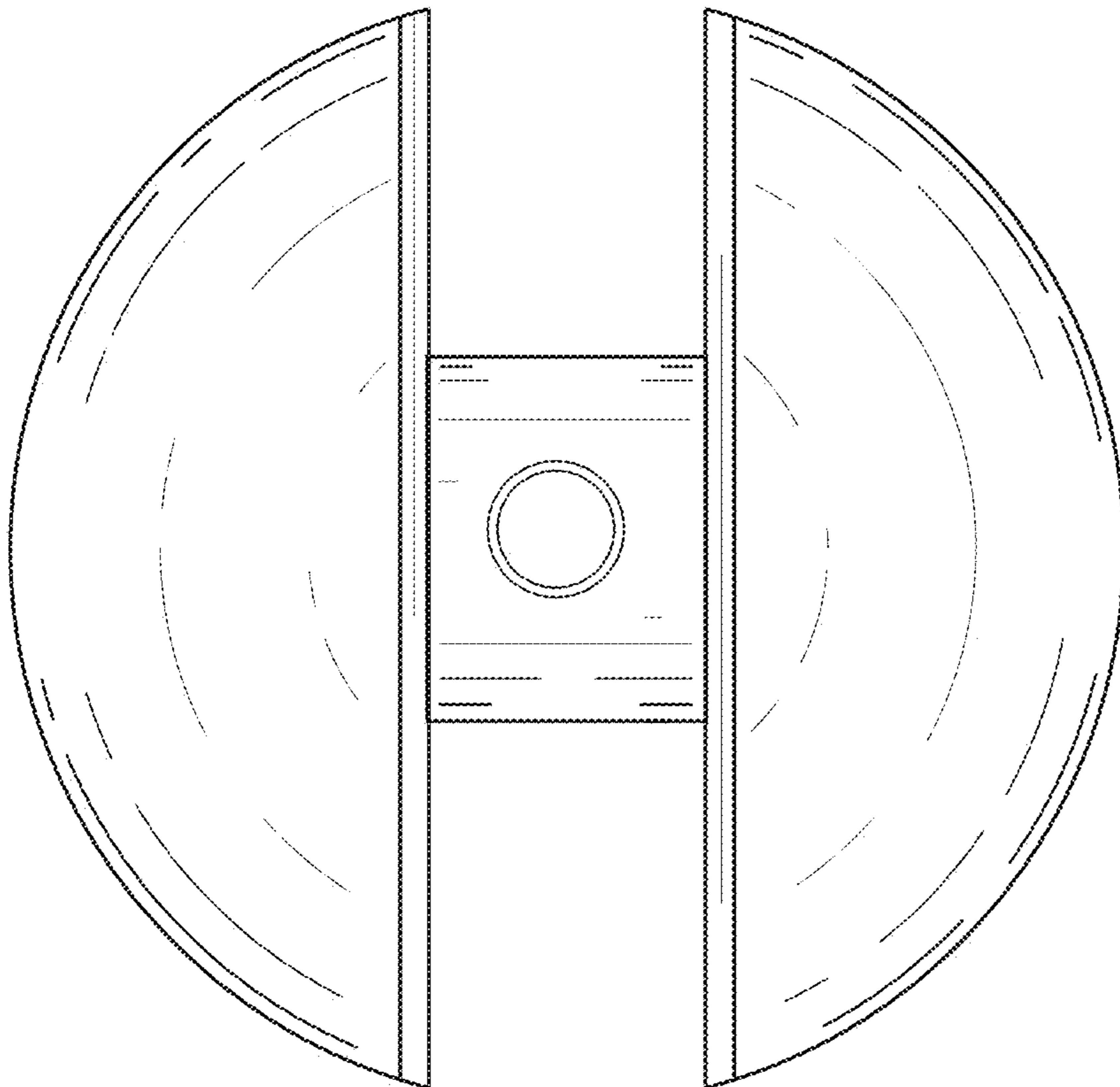


FIG. 5

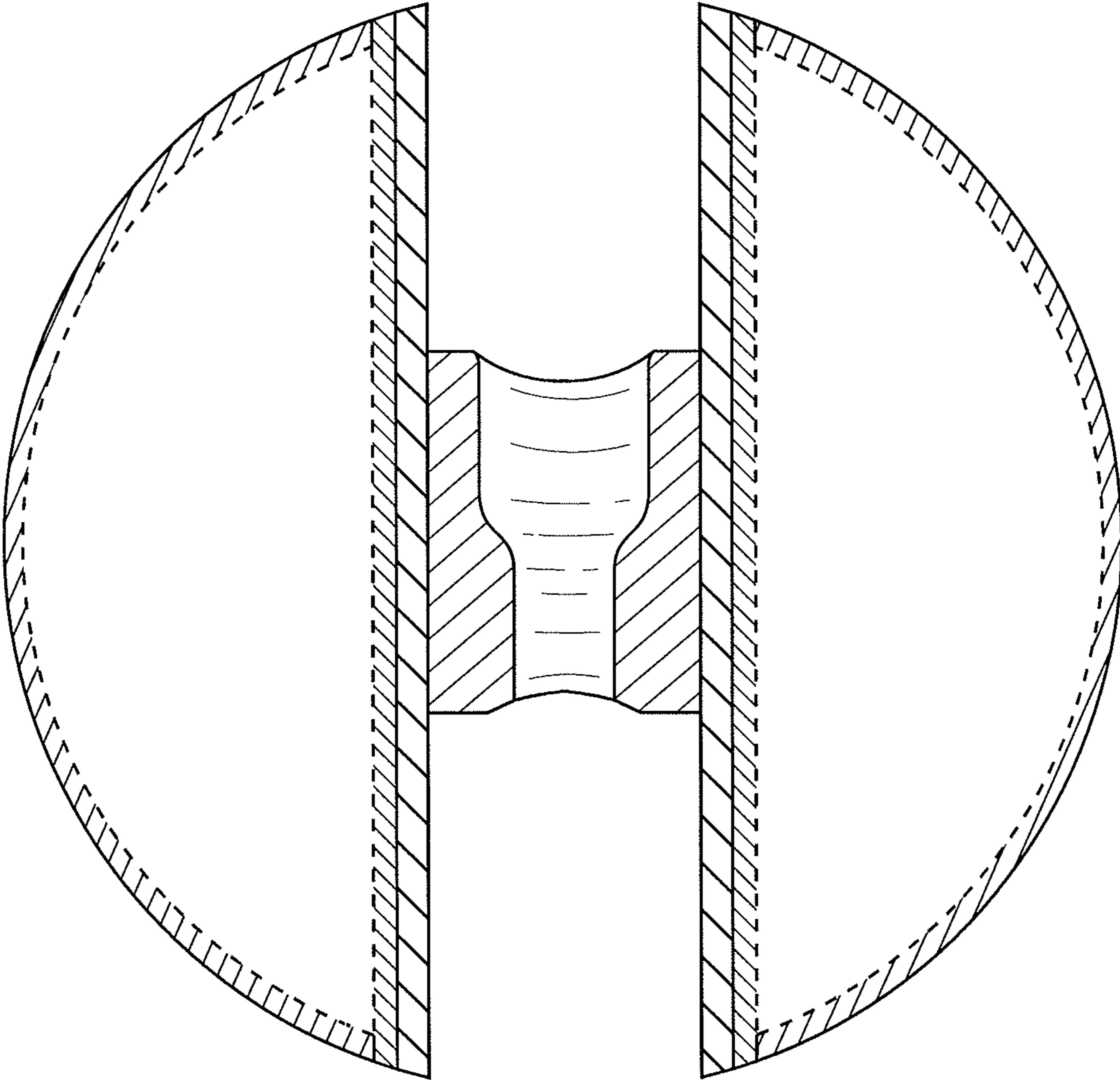


FIG. 6