



US00D872378S

(12) **United States Design Patent**
Haney

(10) **Patent No.:** **US D872,378 S**
(45) **Date of Patent:** **** Jan. 7, 2020**

(54) **BIRD FEEDER**

(71) Applicant: **WOODSTREAM CORPORATION**,
Lititz, PA (US)

(72) Inventor: **Luke Benjamin Haney**, Lititz, PA (US)

(73) Assignee: **WOODSTREAM CORPORATION**,
Lititz, PA (US)

(**) Term: **15 Years**

(21) Appl. No.: **29/643,168**

(22) Filed: **Apr. 5, 2018**

(51) **LOC (12) Cl.** **30-03**

(52) **U.S. Cl.**
USPC **D30/124; D30/127**

(58) **Field of Classification Search**
USPC D30/121, 124, 127, 128, 133, 114, 115,
D30/116, 117, 118, 119, 125, 126;
119/51.03, 57.8, 51.01, 52.2, 710, 711,
119/52.3, 464, 707, 709, 57.9, 124, 51.04;
43/2, 131; 47/86, 65, 65.5, 67, 39, 41.12,
47/79; 426/1, 439, 556; D11/121, 120,
D11/79, 117; 428/10, 18, 27; D7/352,
D7/356; 156/256, 263; 66/170; 99/372,
99/377, 403; 425/318, 395, 404;
248/175, 27.8; 211/85.31, 88.03, 23;
362/122, 227, 249.15, 249.16, 249.18,
362/806; D9/569, 538–543, 516, 545,
D9/556–559; D22/119, 122

CPC A01K 39/02; A01K 39/0206; A01K 39/04;
A01K 39/012; A01K 39/026; A01K
39/024; A01K 39/022; A01K 39/0125;
A01K 39/0113

See application file for complete search history.

(56) **References Cited**
U.S. PATENT DOCUMENTS

D331,647 S * 12/1992 Embree D30/124
D698,101 S * 1/2014 Muhr D30/124

D698,501 S * 1/2014 Muhr D30/124
8,763,556 B1 * 7/2014 Vaughn, Jr. A01K 39/0206
119/52.2

D713,101 S * 9/2014 Bruno D30/127
D789,621 S * 6/2017 Nifong D30/124
D794,259 S * 8/2017 Chen D30/124
D821,659 S * 6/2018 Nifong D30/124
D821,660 S * 6/2018 Nifong D30/124
D844,906 S * 4/2019 Nifong D30/124
D858,005 S * 8/2019 Nifong D30/124
D858,683 S * 9/2019 Leier D22/122

2007/0289540 A1 * 12/2007 Stone A01K 39/02
119/72

2009/0145875 A1 * 6/2009 Gardner A01K 39/02
215/228

2011/0277691 A1 * 11/2011 Sundquist A01K 39/02
119/72

2014/0137804 A1 * 5/2014 Chen A01K 39/0206
119/72

(Continued)

Primary Examiner — Susan Moon Lee
(74) *Attorney, Agent, or Firm* — Jacobson Holman,
PLLC.

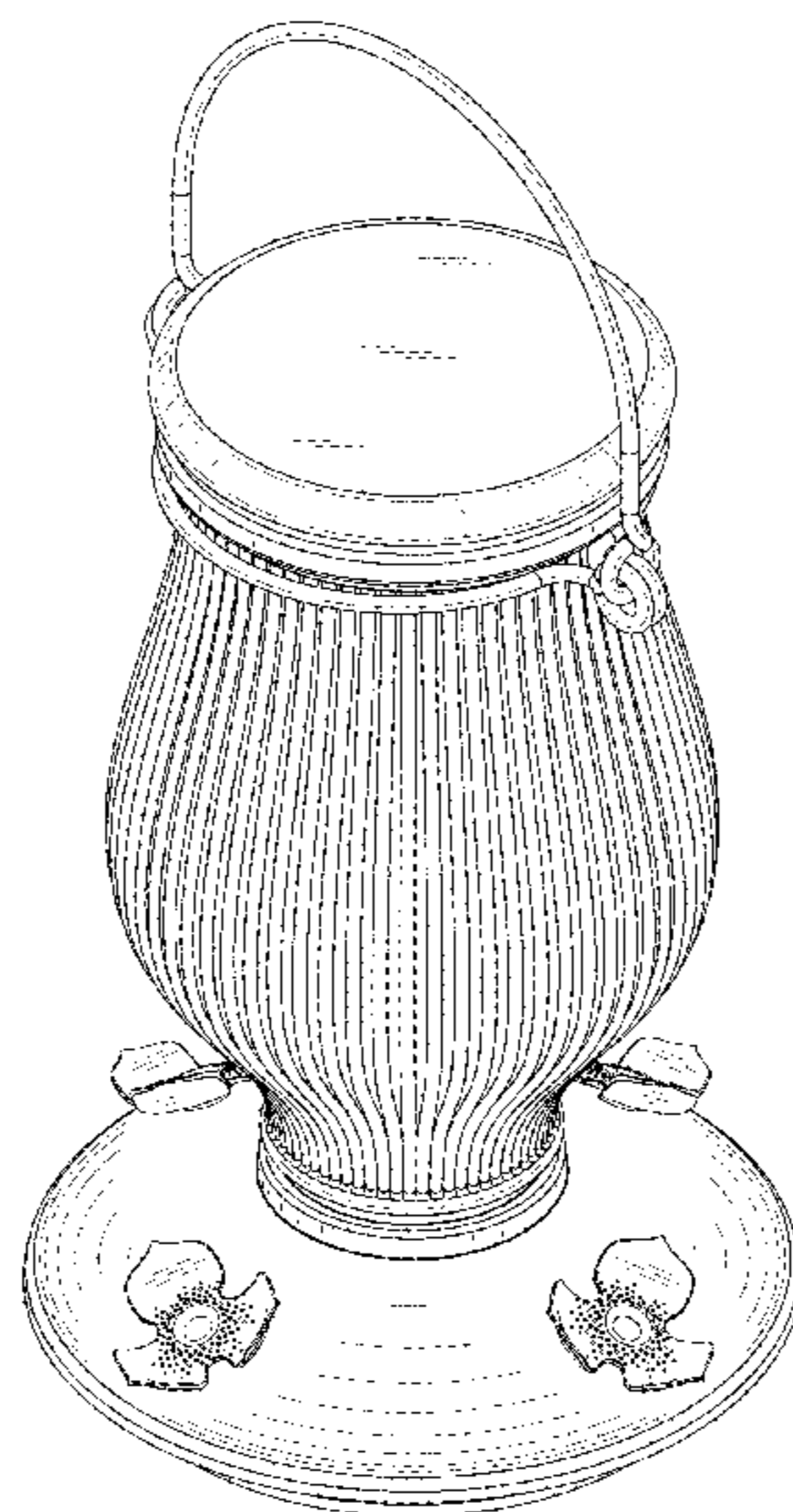
(57) **CLAIM**

I claim the ornamental design for a bird feeder, as shown and described.

DESCRIPTION

FIG. 1 is a front perspective view of a bird feeder embodying my design;
FIG. 2 is a front elevation view of the bird feeder of FIG. 1, the back elevation view being identical;
FIG. 3 is a right side view of the bird feeder of FIG. 1, the left side view being identical;
FIG. 4 is a bottom perspective view of the bird feeder of FIG. 1;
FIG. 5 is a top plan view thereof; and,
FIG. 6 is a bottom view thereof.

1 Claim, 6 Drawing Sheets



(56)

References Cited

U.S. PATENT DOCUMENTS

2015/0122186 A1* 5/2015 Donegan A01K 39/0113
119/51.5
2016/0007574 A1* 1/2016 Lipford A01K 39/0206
119/72

* cited by examiner

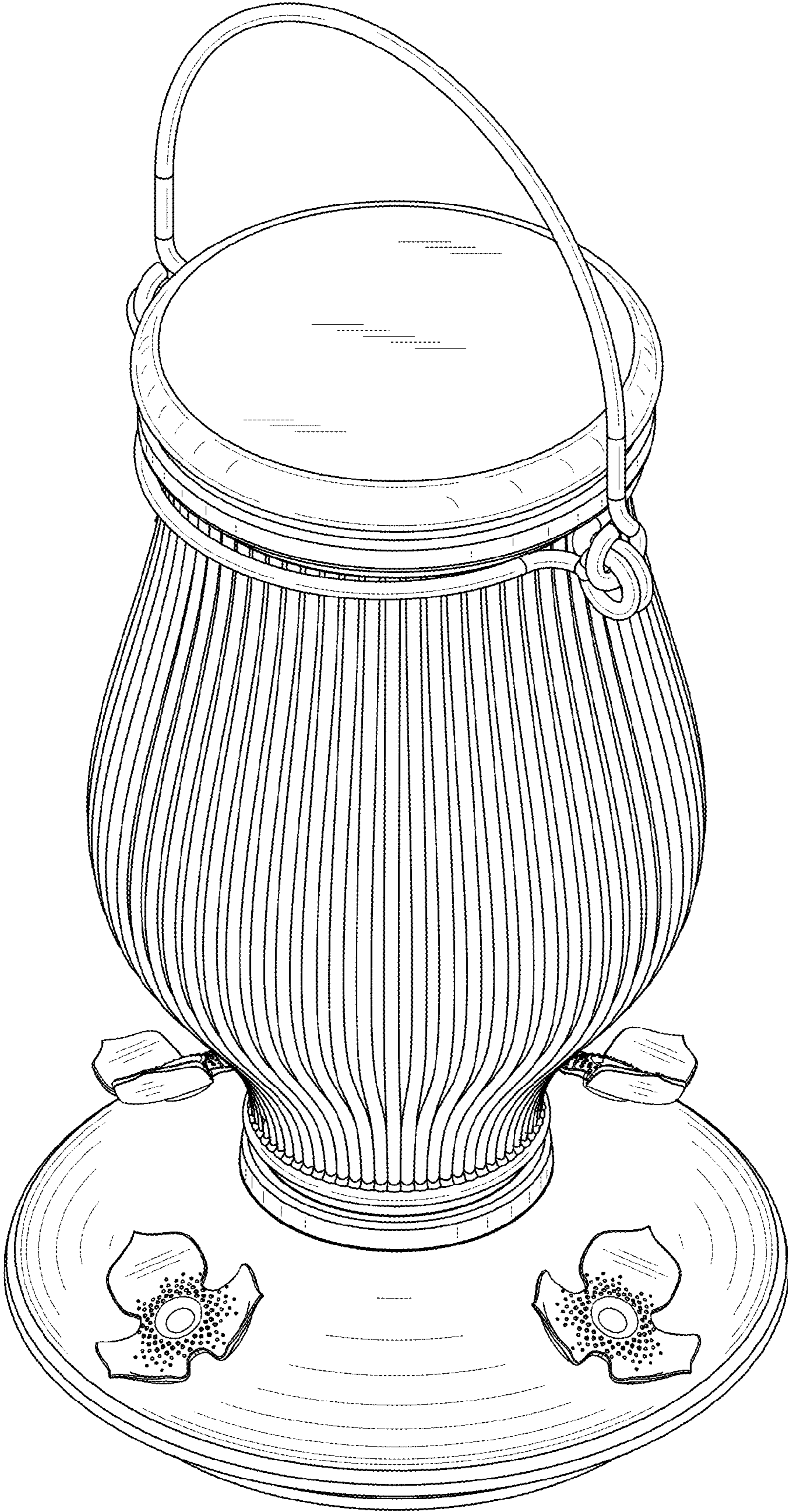


FIG. 1

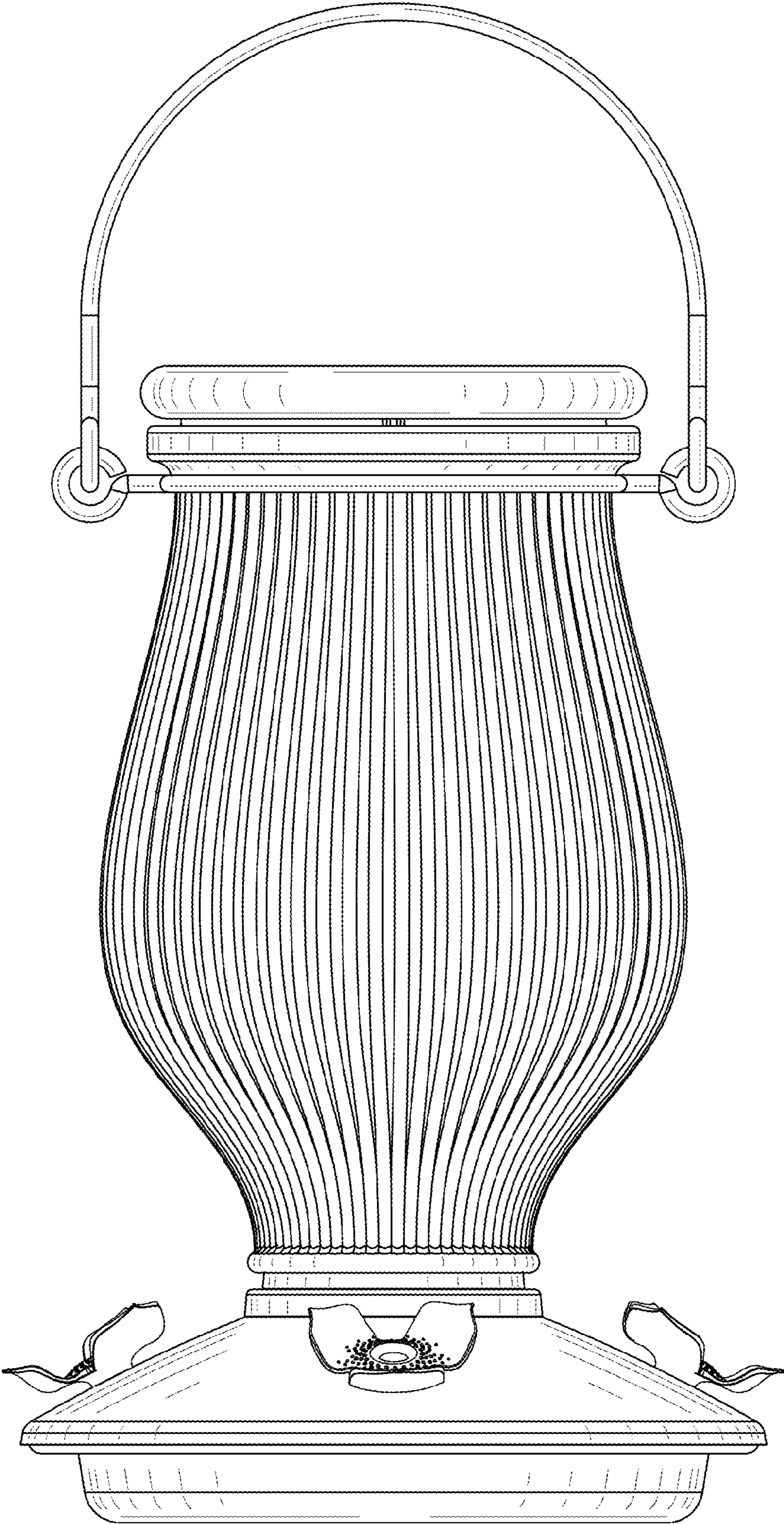


FIG. 2

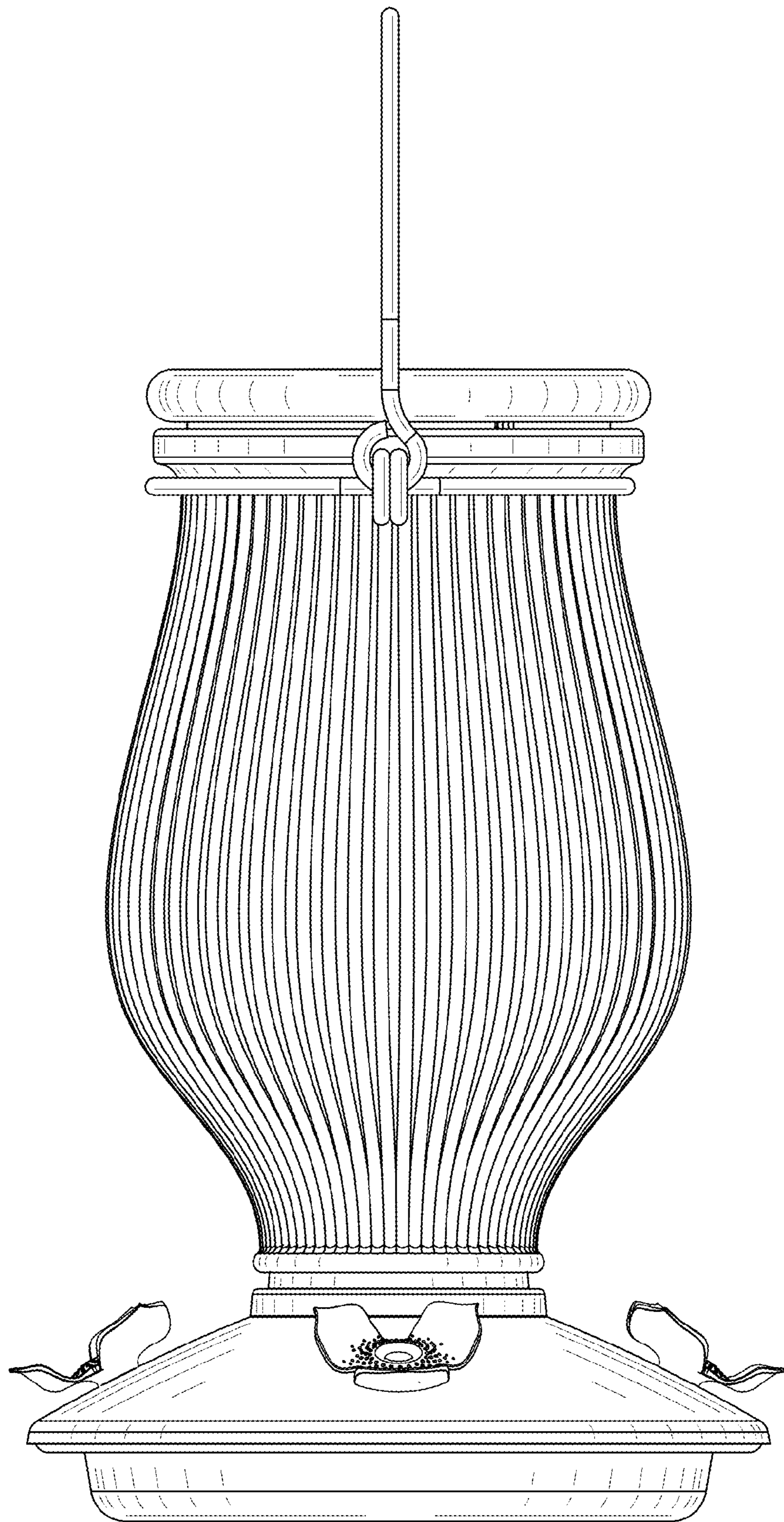


FIG. 3

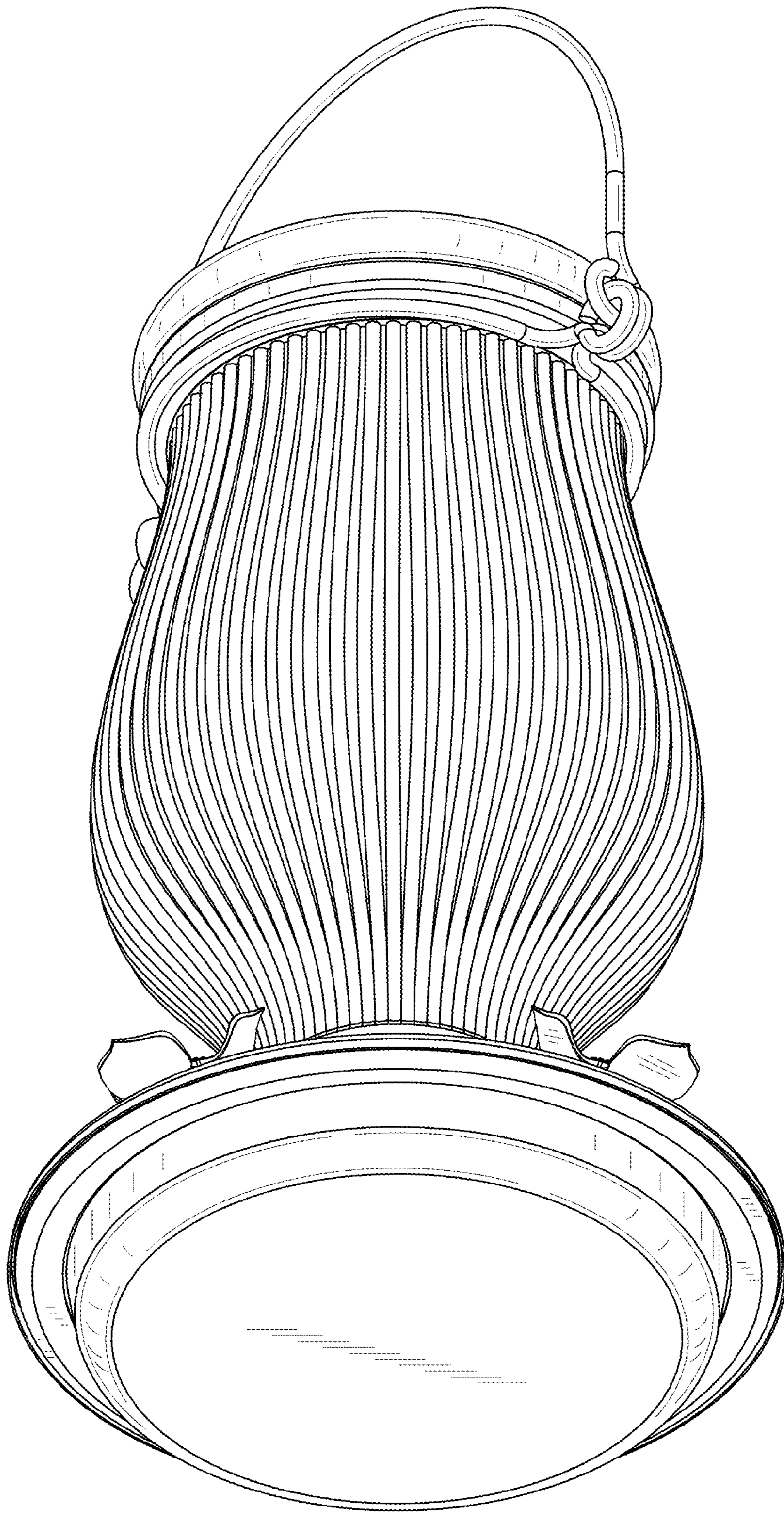


FIG. 4




FIG. 5

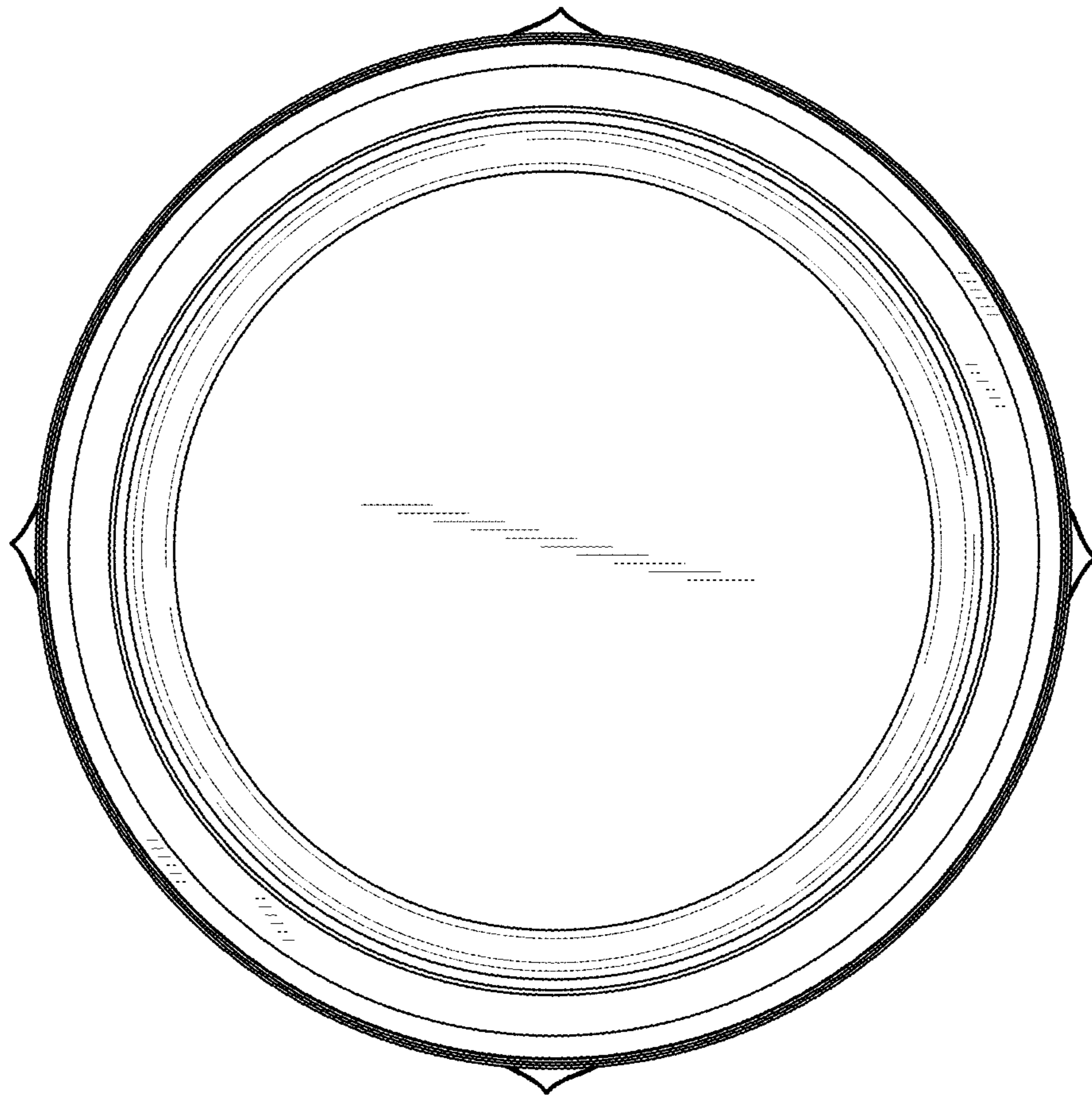


FIG. 6