



US00D872361S

(12) **United States Design Patent**
Hsu

(10) **Patent No.:** **US D872,361 S**
(45) **Date of Patent:** **** Jan. 7, 2020**

- (54) **HAIRSTYLING DEVICE**
- (71) Applicant: **Shih-Ling Hsu**, Tainan (TW)
- (72) Inventor: **Shih-Ling Hsu**, Tainan (TW)
- (**) Term: **15 Years**
- (21) Appl. No.: **29/665,812**
- (22) Filed: **Oct. 7, 2018**
- (51) **LOC (12) Cl.** **28-03**
- (52) **U.S. Cl.**
USPC **D28/39**
- (58) **Field of Classification Search**
USPC D28/13, 19, 21, 22, 23, 24, 25, 27, 28,
D28/29, 30, 31, 32, 33, 34, 39, 44, 45,
D28/49, 50, 51, 52, 53, 54, 63, 74
CPC A45D 24/00; A45D 24/02; A45D 24/04;
A45D 24/06; A45D 24/08; A45D 24/10;
A45D 24/22; A45D 24/30; A45D 24/32;
A45D 24/34; A45D 24/36; A45D 24/38;
A45D 24/40; A45D 24/42; A45D 24/44;
A45D 2024/002; A45D 2024/005; A45D
8/00; A45D 8/02; A45D 8/04; A45D
8/06; A45D 8/12; A45D 8/20; A45D
8/22; A45D 8/24; A45D 8/28; A45D
8/30; A45D 8/32
See application file for complete search history.

D391,675	S	*	3/1998	Meehan	D28/41
5,810,023	A	*	9/1998	Jones	A45D 2/00 132/207
5,819,761	A	*	10/1998	Sloan	A45D 2/00 132/210
D430,350	S	*	8/2000	Stachowski	D28/39
D479,758	S	*	9/2003	Srivastava	D28/10
D492,446	S	*	6/2004	Srivastava	D28/10
D614,350	S	*	4/2010	Tsai	D28/39
9,022,043	B1	*	5/2015	Lujan-Puckett	A45D 8/00 132/275
D745,740	S	*	12/2015	Chen	D28/10
2003/0188759	A1	*	10/2003	Srivastava	A45D 8/34 132/210
2007/0283976	A1	*	12/2007	Adams	A45D 8/34 132/133
2011/0284022	A1	*	11/2011	Masaki	A45D 8/00 132/275

(Continued)

OTHER PUBLICATIONS

Magic French Hair Braiding Tools, reviewed on Apr. 1, 2019 [online], retrieved on Sep. 25, 2019, retrieved from internet, see link in office action.*

Primary Examiner — Barbara Fox
Assistant Examiner — Messina L Smith

(57) **CLAIM**

The ornamental design for a hairstyling device, as shown and described.


DESCRIPTION

FIG. 1 is a perspective view of a hairstyling device showing my new design;
FIG. 2 is a front elevational view thereof;
FIG. 3 is a rear elevational view thereof;
FIG. 4 is a left side elevational view thereof;
FIG. 5 is a right side elevational view thereof;
FIG. 6 is a top plan view thereof; and,
FIG. 7 is a bottom plan view thereof.

1 Claim, 7 Drawing Sheets

(56) **References Cited**
U.S. PATENT DOCUMENTS

1,023,064	A	*	4/1912	Bechtold	A45D 8/24 132/278
D167,553	S	*	8/1952	Behr	D28/41
2,637,328	A	*	5/1953	Behr	A45D 8/34 132/277
D191,972	S	*	12/1961	Allen	D28/74
3,201,952	A	*	8/1965	Triangolo	A45D 8/00 63/43
D346,879	S	*	5/1994	McAlister	D28/42
D374,305	S	*	10/1996	Erickson	D28/10



(56)

References Cited

U.S. PATENT DOCUMENTS

2016/0242523 A1* 8/2016 Chen A45D 8/38
2017/0055666 A1* 3/2017 Hsu A45D 8/20

* cited by examiner

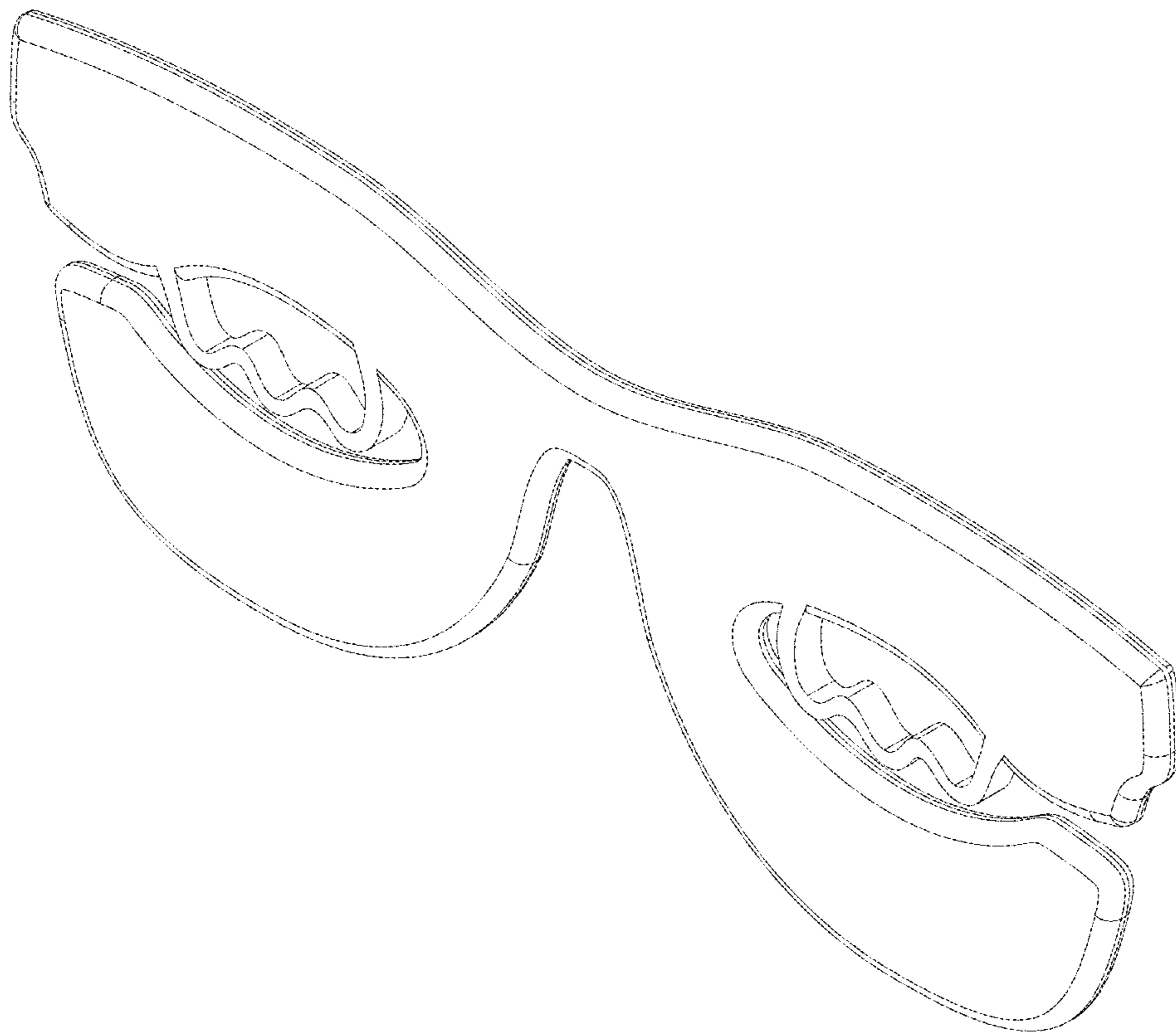


FIG. 1

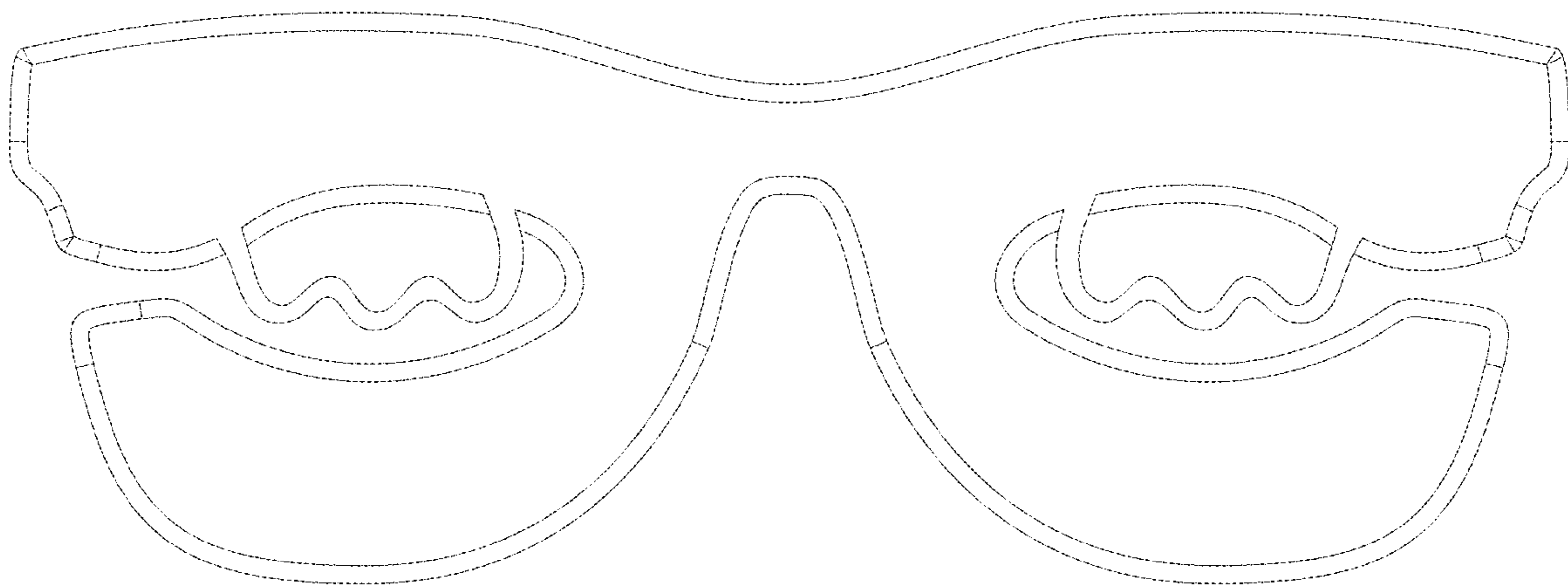


FIG. 2

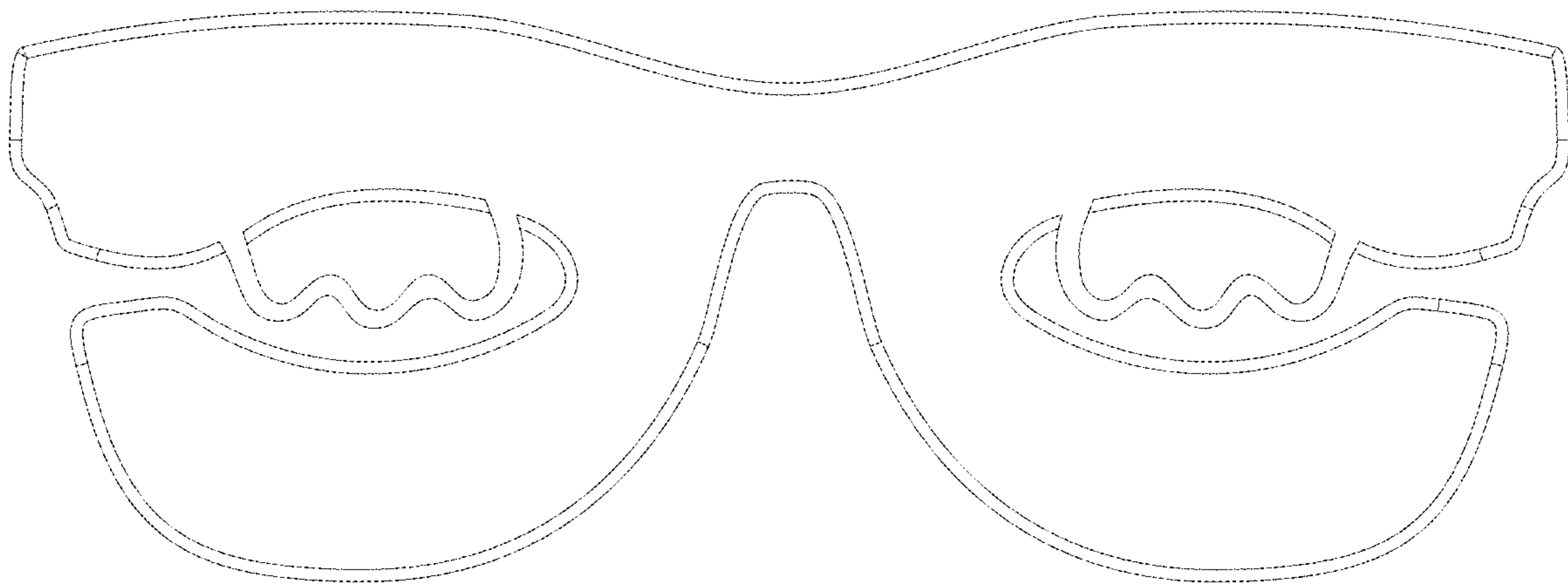


FIG. 3

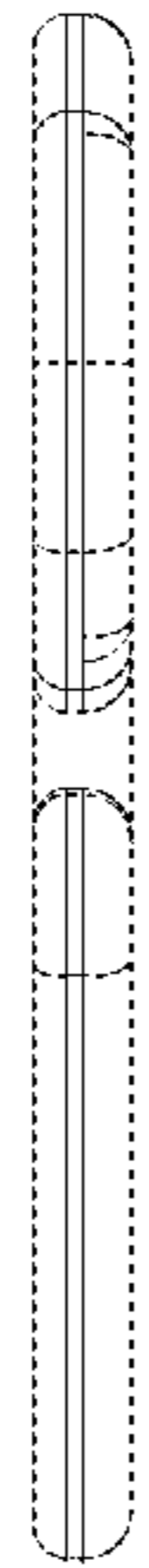


FIG. 4



FIG. 5

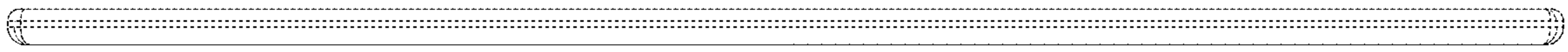


FIG. 6

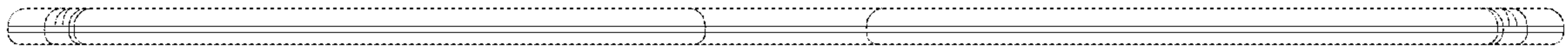


FIG. 7