



US00D872345S

(12) **United States Design Patent**  
**Brudnizki et al.**

(10) **Patent No.:** **US D872,345 S**

(45) **Date of Patent:** **\*\* Jan. 7, 2020**

(54) **LIGHTING FIXTURE**

(71) Applicant: **The Urban Electric Company**, North Charleston, SC (US)

(72) Inventors: **Martin Brudnizki**, London (GB); **Nicholas Jeanes**, Hampshire (GB); **Michael Amato**, London (GB); **David Dawson**, Charleston, SC (US); **Jonathan Charpia**, Summerville, SC (US); **Joeangel Casanova**, North Charleston, SC (US); **Brianna Magagnoli**, North Charleston, SC (US); **Janis Golubeckis**, Mount Pleasant, SC (US)

(73) Assignee: **The Urban Electric Company**, North Charleston, SC (US)

(\*\*) Term: **15 Years**

(21) Appl. No.: **29/660,538**

(22) Filed: **Aug. 21, 2018**

(51) **LOC (12) Cl.** ..... **26-03**

(52) **U.S. Cl.**  
USPC ..... **D26/91**

(58) **Field of Classification Search**  
USPC ..... D26/80–86, 88–91, 118  
CPC .... F21S 8/04; F21S 8/043; F21S 8/046; F21S 8/061; F21S 8/063; F21S 8/065  
See application file for complete search history.

(56) **References Cited**

**U.S. PATENT DOCUMENTS**

D36,868 S *	4/1904	Gleason	.....	D26/130
1,127,527 A *	2/1915	Schoen	.....	F21S 8/06362/235
D80,088 S *	12/1929	Plaut	.....	D26/91
D251,871 S *	5/1979	Horn	.....	D26/91
D356,176 S *	3/1995	Tsuji	.....	D26/91
D359,376 S *	6/1995	Tsuji	.....	D26/91

D376,008 S *	11/1996	Chan	.....	D23/377
D465,297 S *	11/2002	Thomas	.....	D26/83
D775,758 S *	1/2017	Amato	.....	D26/89
D807,563 S *	1/2018	Amato	.....	D26/88
D829,362 S *	9/2018	Calvo Lopez	.....	D26/88
D863,650 S *	10/2019	Gambrel	.....	F21S 8/06 D26/88

**OTHER PUBLICATIONS**

Loomis 4-Light Foyer Geometric Chandelier from Union Rustic sold at wayfair.com as early as Jul. 16, 2016. (Year: 2016).\*  
Rustic Geometric Cage Chandelier—4 Light at shadesoflight.com visited Nov. 18, 2019. (Year: 2019).\*

\* cited by examiner

*Primary Examiner* — Clare E Heflin

(74) *Attorney, Agent, or Firm* — Haynsworth Sinkler Boyd, P.A.

(57) **CLAIM**


The ornamental design for a lighting fixture, as shown and described.

**DESCRIPTION**

FIG. 1 is a top perspective view of a lighting fixture depicting a new design;  
FIG. 2 is a bottom perspective view thereof;  
FIG. 3 is a front elevational view thereof;  
FIG. 4 is a left elevational view thereof;  
FIG. 5 is a right elevational view thereof;  
FIG. 6 is a back elevational view thereof;  
FIG. 7 is a top plan view thereof; and,  
FIG. 8 is a bottom plan view thereof.

The horizontal broken line depicted at the top of the FIG. 3 through FIG. 6 represents environmental structure which forms no part of the claimed design, namely the ceiling to which the lighting fixture is mounted. The remaining broken line disclosures in the views represent portions of the lighting fixture which form no part of the claimed design.

**1 Claim, 8 Drawing Sheets**






FIG. 1




FIG. 2

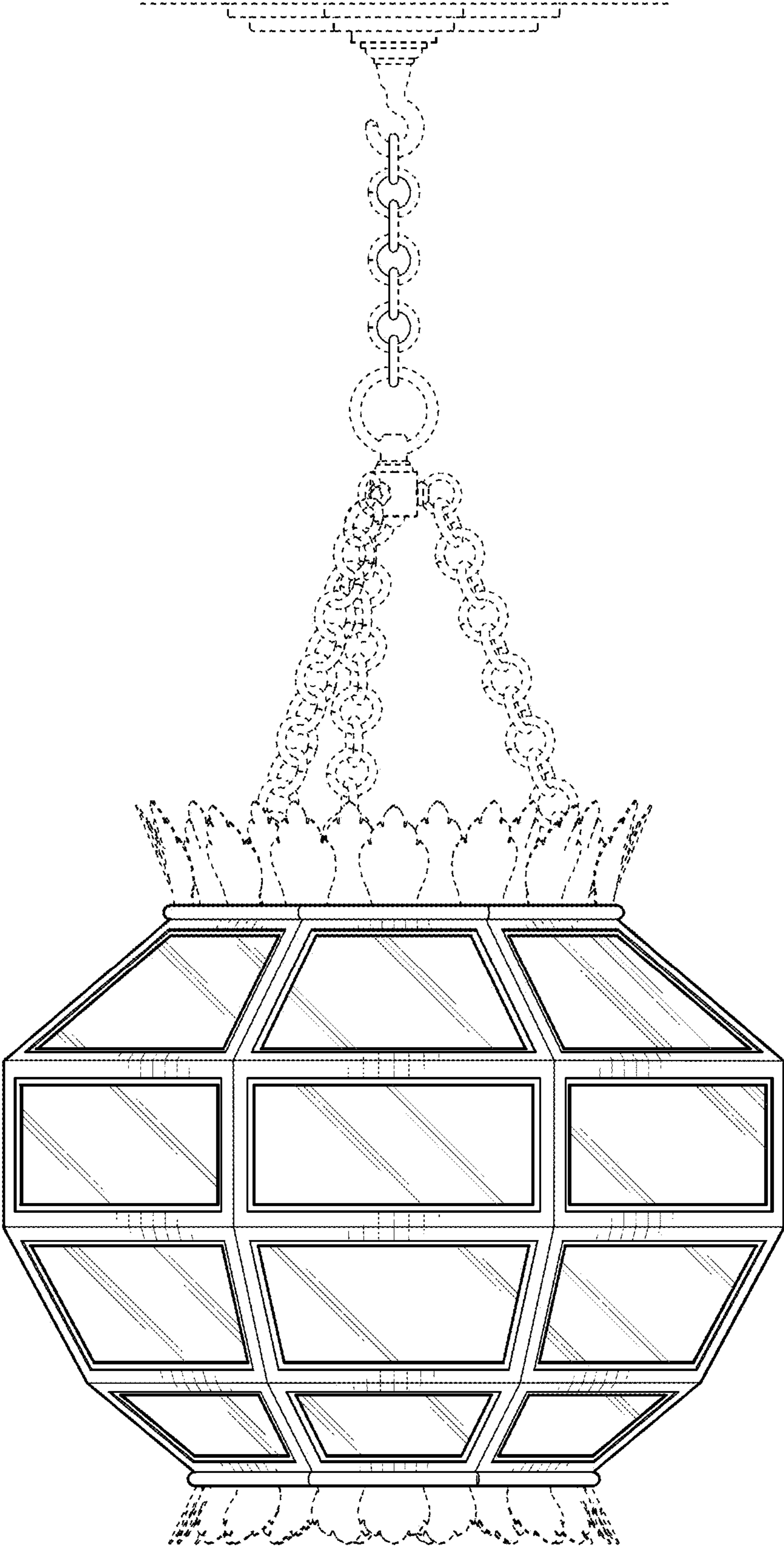


FIG. 3




FIG. 4

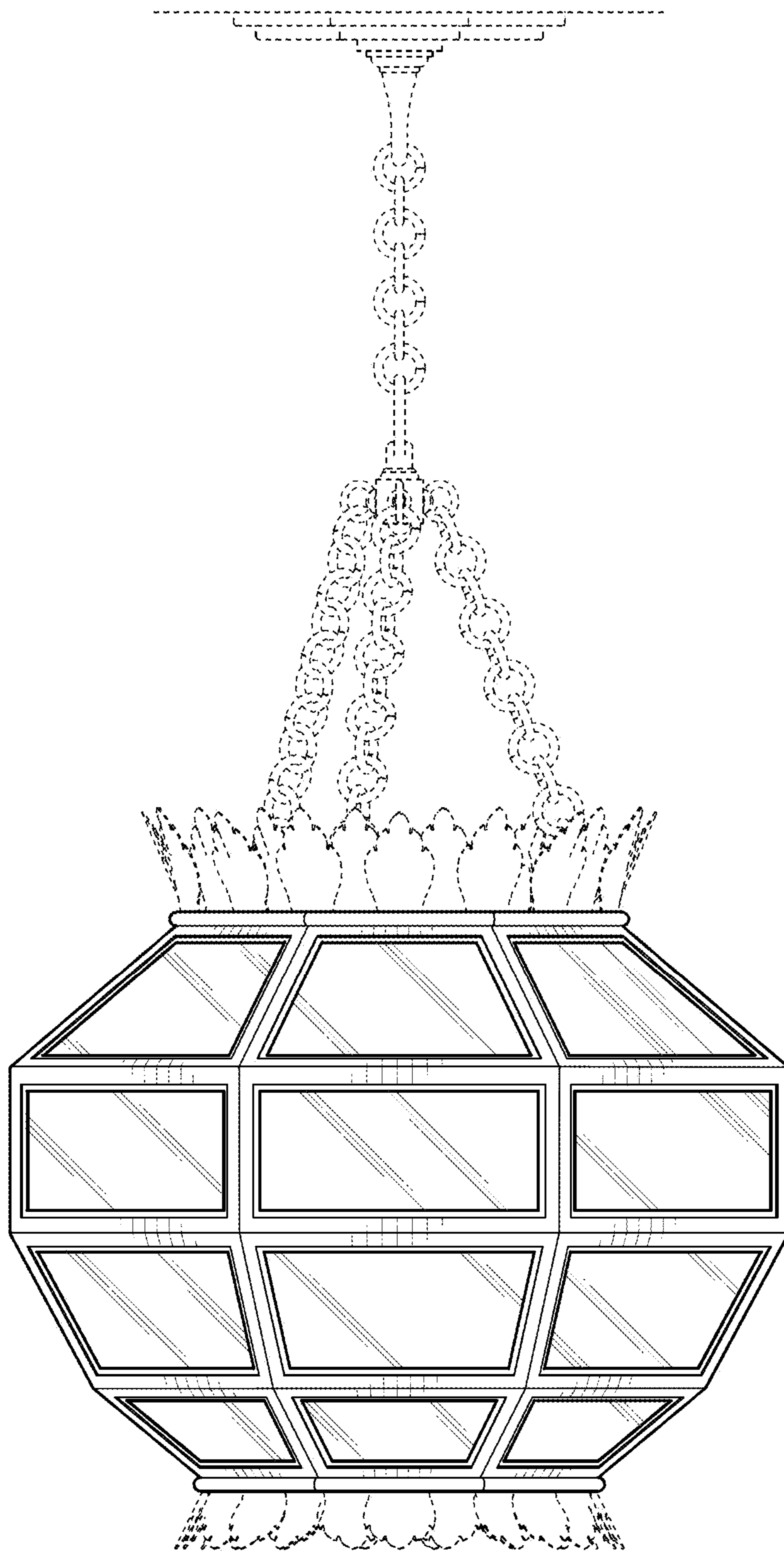


FIG. 5




FIG. 6

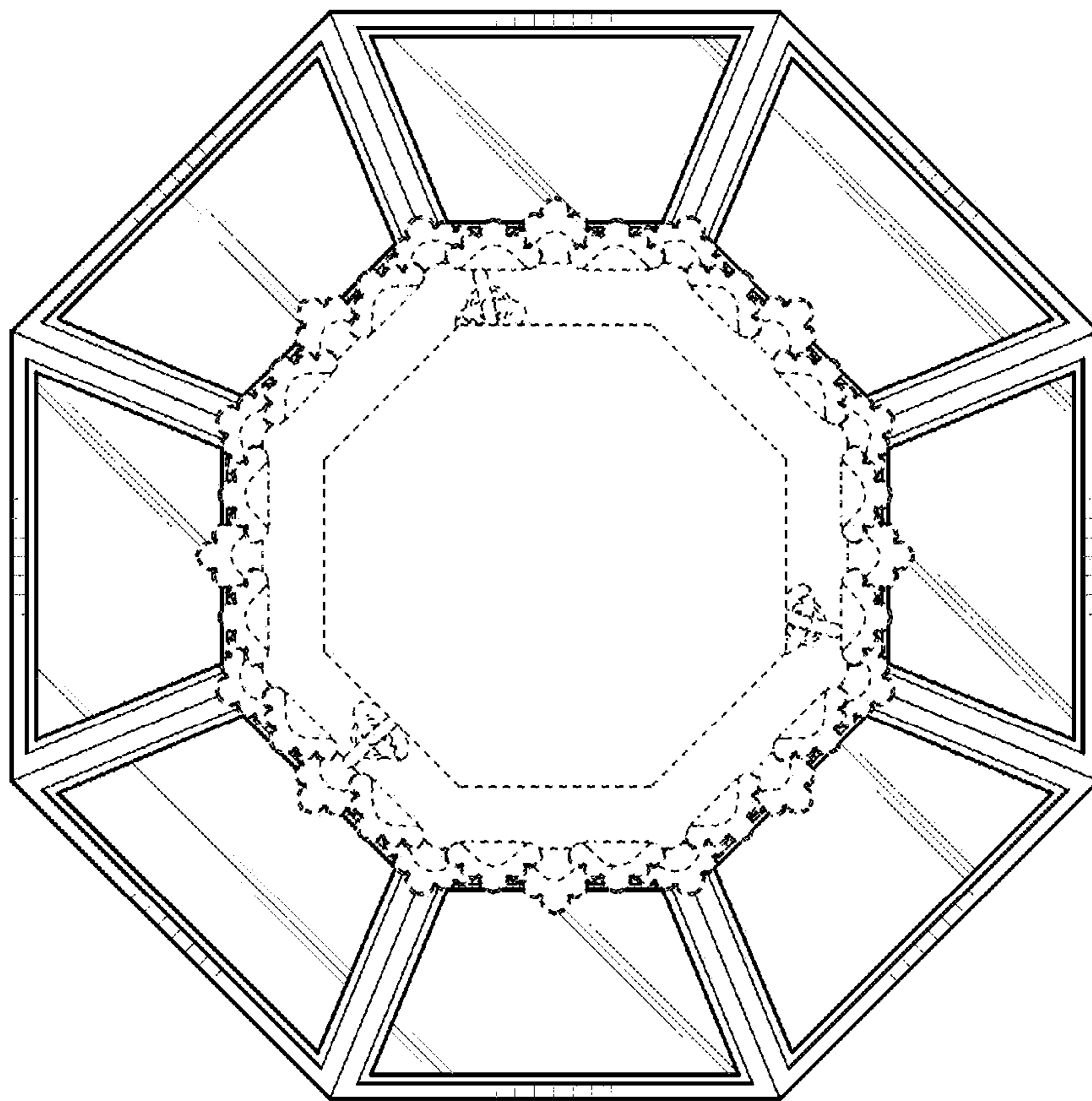


FIG. 7






FIG. 8