



US00D872316S

(12) **United States Design Patent**
Li et al.

(10) **Patent No.:** **US D872,316 S**
(45) **Date of Patent:** **** Jan. 7, 2020**

(54) **3D WALL PANEL**
(71) Applicant: **Beijing Tonglanhai Technology Co., Ltd, Beijing (CN)**
(72) Inventors: **Jianyu Li, Beijing (CN); Yue Ma, Beijing (CN)**
(73) Assignee: **BEIJING TONGLANHAI TECHNOLOGY CO., LTD, Beijing (CN)**

3,077,426 A * 2/1963 Johnston B29C 43/021
181/286
D257,407 S * 10/1980 Maahsen D25/109
D552,766 S * 10/2007 Kaump D25/163
D584,849 S * 1/2009 Otero D26/118
8,266,857 B2 * 9/2012 David B44C 1/28
428/192
D703,835 S * 4/2014 Schober D25/105
D724,866 S * 3/2015 Johnson D5/62
D773,831 S * 12/2016 Gutierrez Diaz D5/53
9,631,375 B1 * 4/2017 Barlow E04F 15/187
D797,645 S * 9/2017 Nishii D12/400

(**) Term: **15 Years**

OTHER PUBLICATIONS

(21) Appl. No.: **29/671,820**

Marble Look Finishing Hard Texture 3d Wall Tiles—Wall Panels for Interior (on-line), no date available. Retrieved from Internet Sep. 23, 2019, URL: https://www.alibaba.com/product-detail/marble-look-finishing-hard-texture-3d_62303662386.html?spm=a2700.icbuShop.41413.9.2f155d4a8D22qQ (1 page).*

(22) Filed: **Nov. 30, 2018**

(30) **Foreign Application Priority Data**

Sep. 29, 2018 (CN) 2018 3 0550995

* cited by examiner

(51) **LOC (12) Cl.** **25-01**

Primary Examiner — Kevin K Rudzinski

(52) **U.S. Cl.**
USPC **D25/163; D25/138**

Assistant Examiner — Kimberly Barnes

(58) **Field of Classification Search**
USPC D25/138, 145, 155, 156, 157, 158, 163, D25/58; D5/47, 53, 58
CPC E04B 2001/2481; E04B 2001/742; E04B 2001/8414; E04B 1/82; E04B 1/84; E04B 1/8404; E04B 1/86; E04B 9/00; E04B 9/0464; E04B 9/127; E04F 13/00; E04F 13/072; E04F 13/075; E04F 13/0871; E04F 13/0873; B44C 5/04; B44C 5/0461; B32B 3/06

(74) *Attorney, Agent, or Firm* — Gokalp Bayramoglu

See application file for complete search history.

(57) **CLAIM**

The ornamental design for a 3D wall panel, as shown and described.

(56) **References Cited**



DESCRIPTION

U.S. PATENT DOCUMENTS

841,490 A * 1/1907 Du Montier 52/591.2
D95,964 S * 6/1935 Juestrich D5/59
2,851,134 A * 9/1958 Robinson, Jr. E04F 13/12
52/506.1

FIG. 1 is a top-down perspective view of a 3D wall panel showing our new design;
FIG. 2 is a bottom-up perspective view thereof;
FIG. 3 is a front side elevation view thereof;
FIG. 4 is a rear side elevation view thereof;
FIG. 5 is a left side elevation view thereof;
FIG. 6 is a right side elevation view thereof;
FIG. 7 is a top plan view thereof; and,
FIG. 8 is a bottom plan view thereof.

1 Claim, 8 Drawing Sheets






FIG. 1




FIG. 2




FIG. 3




FIG. 4

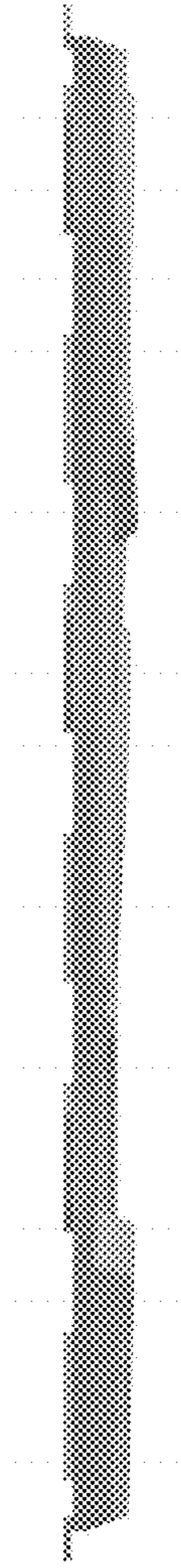


FIG. 5




FIG. 6



FIG. 7



FIG. 8