



US00D872315S

(12) **United States Design Patent**
Li et al.

(10) **Patent No.:** **US D872,315 S**
(45) **Date of Patent:** **** Jan. 7, 2020**

(54) **3D WALL PANEL**
(71) Applicant: **Beijing Tonglanhai Technology Co., Ltd, Beijing (CN)**
(72) Inventors: **Jianyu Li, Beijing (CN); Yue Ma, Beijing (CN)**
(73) Assignee: **BEIJING TONGLANHAI TECHNOLOGY CO., LTD, Beijing (CN)**
(**) Term: **15 Years**

2,818,824 A * 1/1958 Read B28B 1/526
428/167
2,851,134 A * 9/1958 Robinson, Jr. E04F 13/12
52/506.1
3,077,426 A * 2/1963 Johnston B29C 43/021
181/286
D267,828 S * 2/1983 Cohen D5/53
6,970,765 B1 * 11/2005 Greene G05B 19/4099
700/186
D578,669 S * 10/2008 Kaump D25/163
D579,128 S * 10/2008 Kaump D25/163
8,266,857 B2 * 9/2012 David B44C 1/28
428/192

(Continued)

(21) Appl. No.: **29/671,818**
(22) Filed: **Nov. 30, 2018**
(30) **Foreign Application Priority Data**
Sep. 29, 2018 (CN) 2018 3 0550869
(51) **LOC (12) Cl.** **25-01**
(52) **U.S. Cl.**
USPC **D25/163; D25/138**
(58) **Field of Classification Search**
USPC D25/138, 145, 155, 156, 157, 158, 163,
D25/58; D5/47, 53, 58
CPC E04B 2001/2481; E04B 2001/742; E04B
2001/8414; E04B 1/82; E04B 1/84; E04B
1/8404; E04B 1/86; E04B 9/00; E04B
9/0464; E04B 9/127; E04F 13/00; E04F
13/072; E04F 13/075; E04F 13/0871;
E04F 13/0873; B44C 5/04; B44C 5/0461;
B32B 3/06
See application file for complete search history.

(56) **References Cited**
U.S. PATENT DOCUMENTS
841,490 A * 1/1907 Du Montier 52/591.2
D61,363 S * 8/1922 Butterick D25/139
2,248,233 A * 7/1941 Heritage D21J 1/00
428/165

OTHER PUBLICATIONS

Melamine Decorative Board 3d Wood Effect Wall Panel (on-line), no date available. Retrieved from Internet Sep. 23, 2019, URL: https://www.alibaba.com/product-detail/melamine-decorative-board-3d-wood-effect_62191416007.html?spm=a2700.icbuShop.41413.35.2f155d4a8D22qQ (1 page).*



Primary Examiner — Kevin K Rudzinski
Assistant Examiner — Kimberly Barnes
(74) *Attorney, Agent, or Firm* — Gokalp Bayramoglu

(57) **CLAIM**
The ornamental design for a 3D wall panel, as shown and described.

DESCRIPTION

FIG. 1 is a top-down perspective view of a 3D wall panel showing our new design;
FIG. 2 is a bottom-up perspective view thereof;
FIG. 3 is a front side elevation view thereof;
FIG. 4 is a rear side elevation view thereof;
FIG. 5 is a left side elevation view thereof;
FIG. 6 is a right side elevation view thereof;
FIG. 7 is a top plan view thereof; and,
FIG. 8 is a bottom plan view thereof.

1 Claim, 8 Drawing Sheets



(56)

References Cited

U.S. PATENT DOCUMENTS

8,726,512 B2 *	5/2014	Zahner, III	E04C 2/08 29/527.2
D723,718 S *	3/2015	Gray	D25/138
D727,541 S *	4/2015	Martin	D25/138
D739,962 S *	9/2015	Zuo	D25/163
D777,352 S *	1/2017	Dengying	D25/140
D840,554 S *	2/2019	Mendes Silva Castro ..	D25/163
D857,253 S *	8/2019	Mussini	D25/163
2009/0123692 A1 *	5/2009	Kaump	E04F 13/0871 428/99

* cited by examiner




FIG. 1




FIG. 2




FIG. 3




FIG. 4



FIG. 5




FIG. 6



FIG. 7



FIG. 8