



US00D872292S

(12) **United States Design Patent**  
**Liebman**

(10) **Patent No.:** **US D872,292 S**  
(45) **Date of Patent:** **\*\* Jan. 7, 2020**

(54) **COOLING GEL PACK FOR INSERTION INTO HEADGEAR**

(71) Applicant: **Marcus Liebman**, Scottsdale, AZ (US)

(72) Inventor: **Marcus Liebman**, Scottsdale, AZ (US)

(73) Assignee: **Arctic Cap LLC**, Scottsdale, AZ (US)

(\*\*) Term: **15 Years**

(21) Appl. No.: **29/653,915**

(22) Filed: **Jun. 19, 2018**

(51) **LOC (12) Cl.** ..... **24-04**

(52) **U.S. Cl.**  
USPC ..... **D24/206; D24/207**

(58) **Field of Classification Search**  
USPC ..... D24/206–208, 200, 188–191, 214;  
D29/109; 607/96, 108–110  
CPC ..... A61F 7/02; A61F 7/10; A61F 2007/0002;  
A61F 2007/0219  
See application file for complete search history.

(56) **References Cited**

U.S. PATENT DOCUMENTS

- 5,086,771 A \* 2/1992 Molloy ..... A61F 7/10  
128/892
- 5,133,348 A \* 7/1992 Mayn ..... A61F 7/10  
383/901
- D340,526 S \* 10/1993 Molloy ..... D24/206
- 5,728,146 A \* 3/1998 Burkett ..... A61F 7/03  
607/109

- 5,735,889 A \* 4/1998 Burkett ..... A61F 7/03  
607/109
- D655,420 S \* 3/2012 Bowles ..... D24/206
- D799,054 S \* 10/2017 Berg ..... D24/208
- 2016/0354232 A1 \* 12/2016 Rozental ..... A61F 7/10

\* cited by examiner

*Primary Examiner* — Wan Laymon

(74) *Attorney, Agent, or Firm* — Michelle L. Gross, P.C.

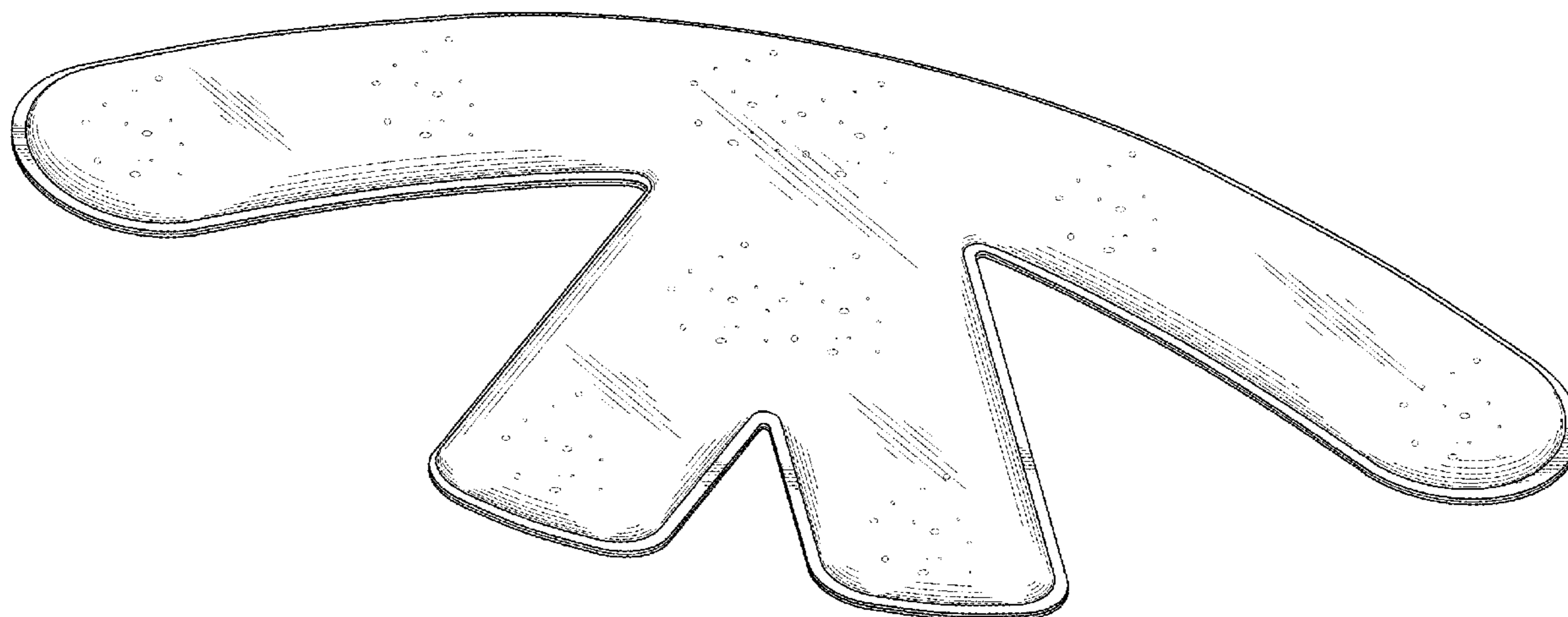
(57) **CLAIM**

The ornamental design for a cooling gel pack for insertion into headgear, as shown and described.

**DESCRIPTION**

FIG. 1 is a perspective view of an embodiment of a cooling gel pack for insertion into headgear;  
 FIG. 2 is a top view of the cooling gel pack for insertion into headgear;  
 FIG. 3 is a bottom view of the cooling gel pack for insertion into headgear;  
 FIG. 4 is a rear view of the cooling gel pack for insertion into headgear;  
 FIG. 5 is a front view of the cooling gel pack for insertion into headgear;  
 FIG. 6 is a left side view of the cooling gel pack for insertion into headgear;  
 FIG. 7 is a right side view of the cooling gel pack for insertion into headgear; and,  
 FIG. 8 is a perspective view of the cooling gel pack for insertion into headgear shown inserted into a hat.  
 The broken line showing of a hat is for the purpose of illustrating environmental structure and form no part of the claimed design.

**1 Claim, 5 Drawing Sheets**



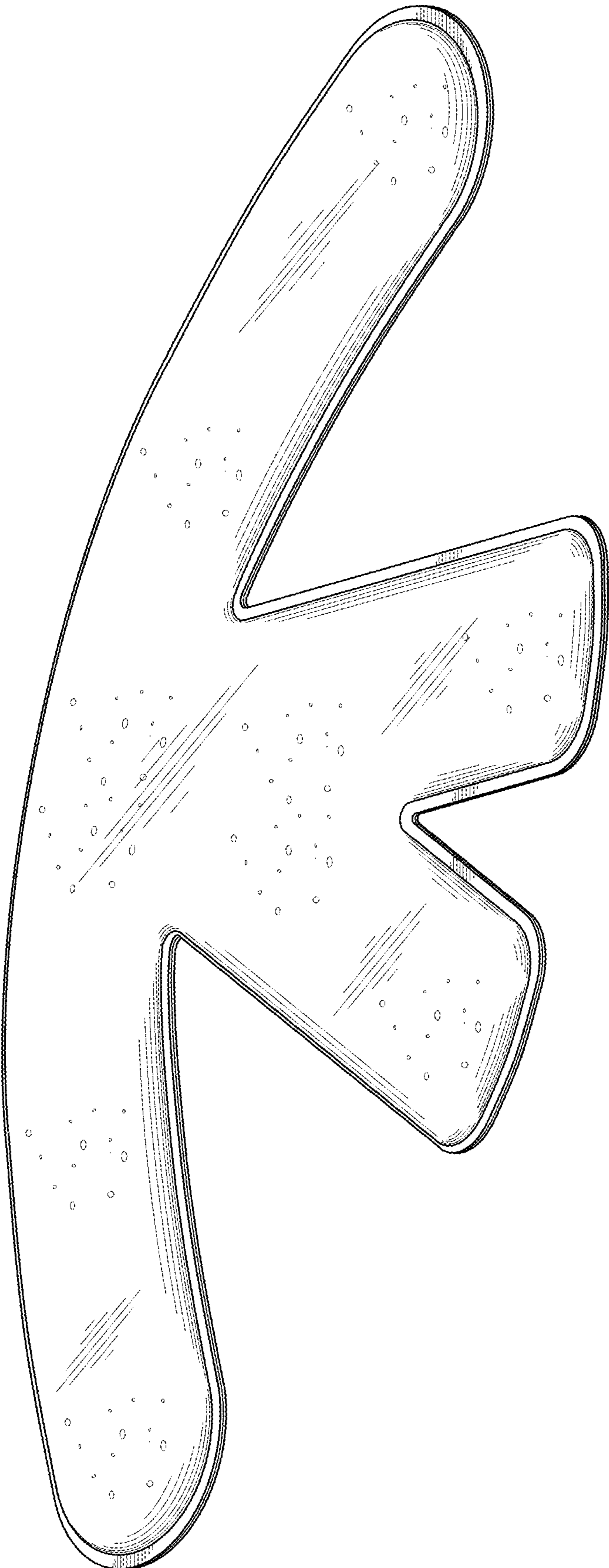


FIG. 1

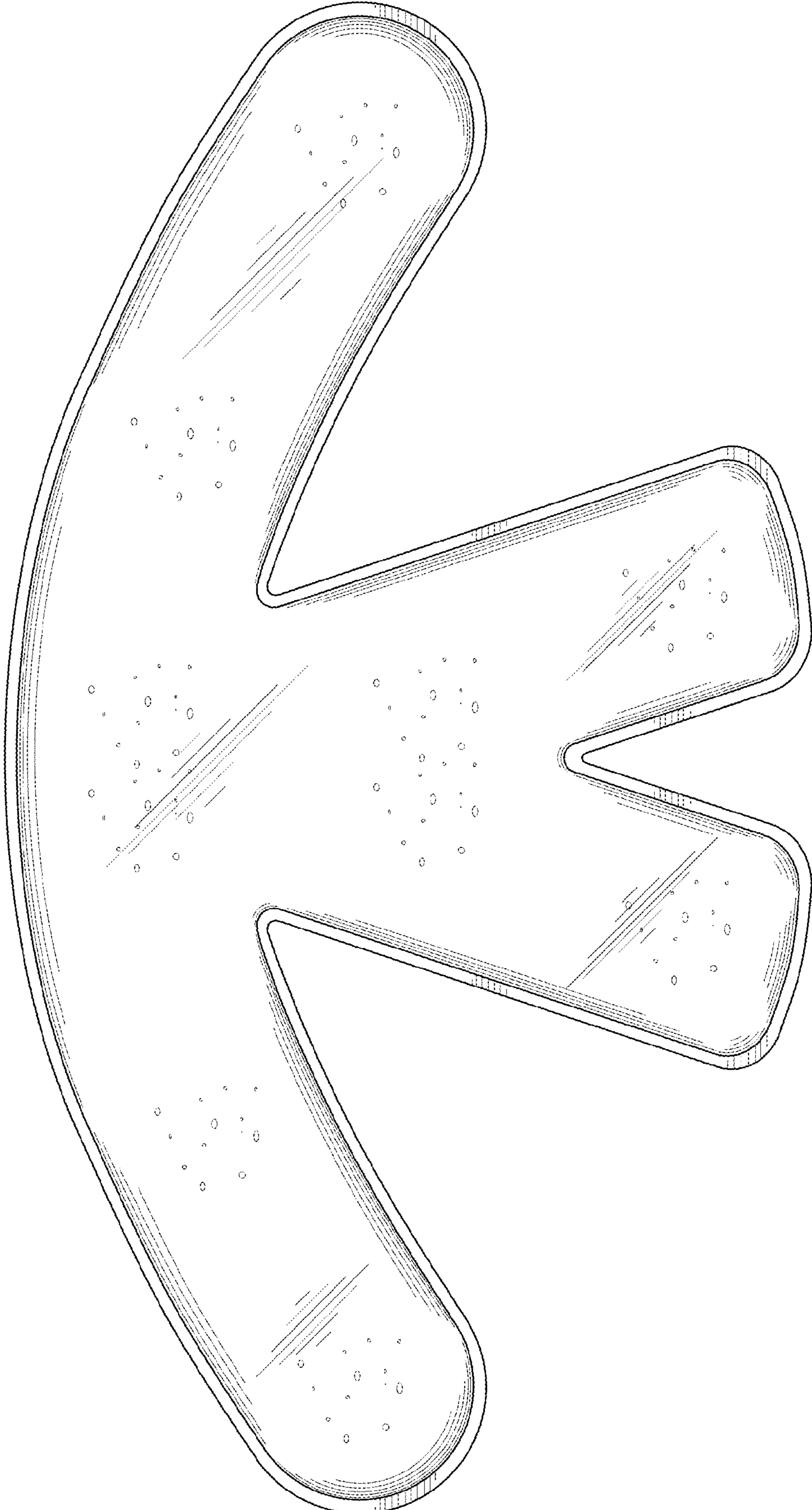


FIG. 2




FIG. 3

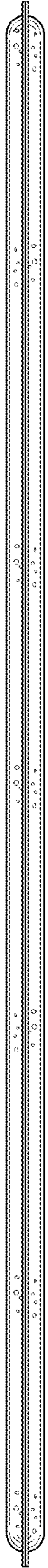


FIG. 4

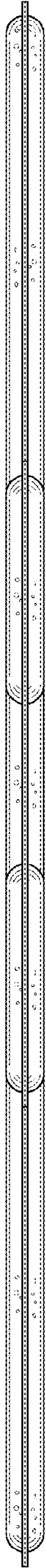


FIG. 5

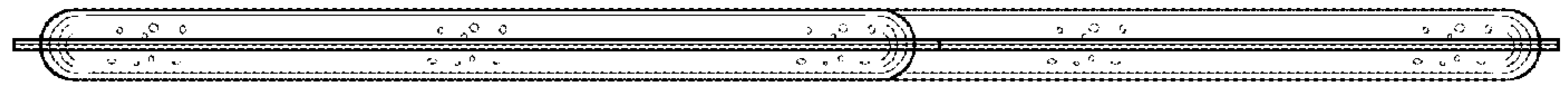


FIG. 7



FIG. 6

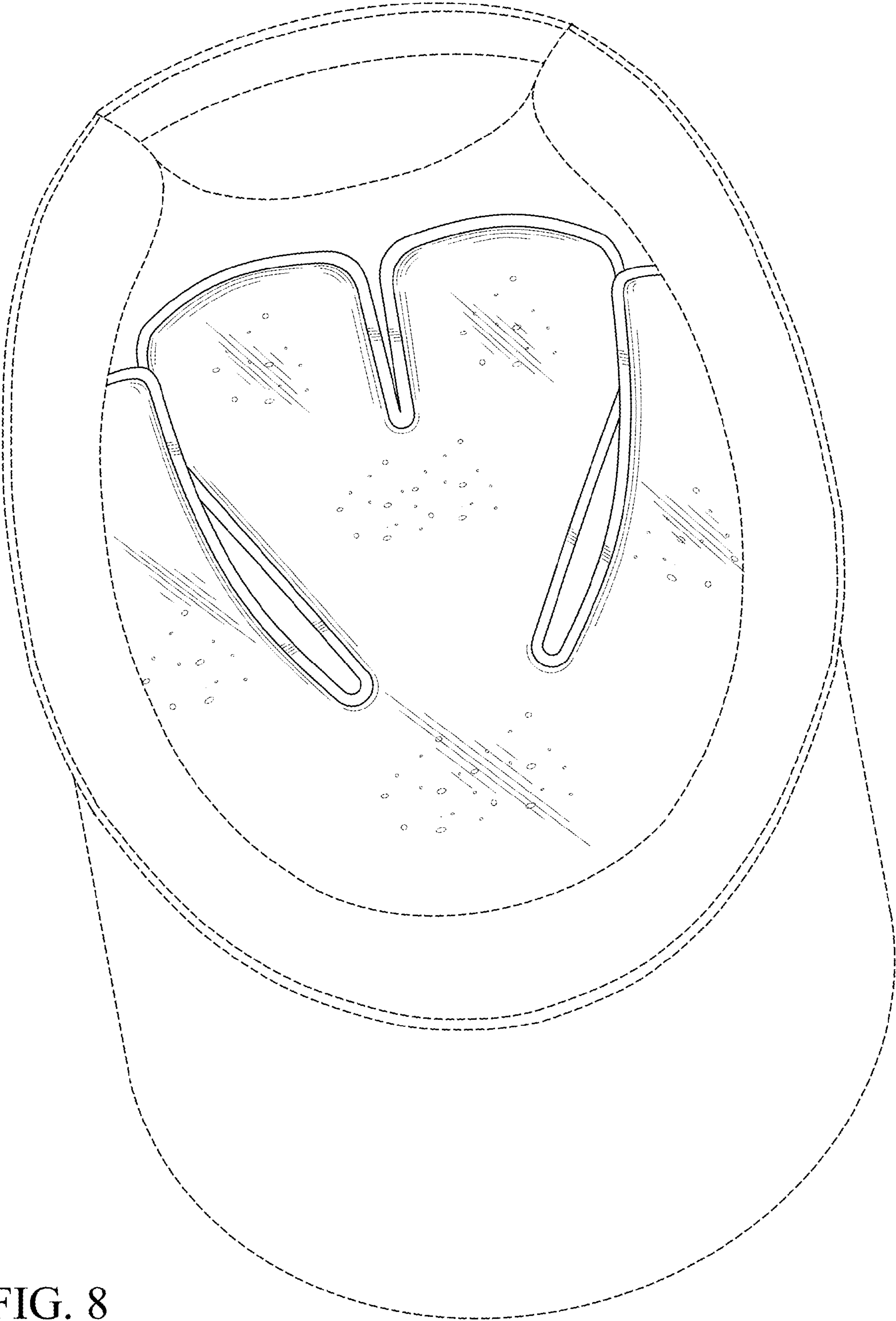


FIG. 8