



US00D872262S

(12) **United States Design Patent** (10) **Patent No.:** **US D872,262 S**  
**Buell** (45) **Date of Patent:** **\*\* Jan. 7, 2020**

- (54) **APPLICATOR WITH TELESCOPING PLUNGER**
- (71) Applicant: **Edgewell Personal Care Brands, LLC**, Chesterfield, MO (US)
- (72) Inventor: **Sezen Buell**, Waldwick, NJ (US)
- (73) Assignee: **Edgewell Personal Care Brands, LLC.**, Chesterfield, MO (US)

- D602,587 S 10/2009 Edgett et al.
- D612,940 S 3/2010 Edgett et al.
- 7,727,208 B2 6/2010 Lemay et al.
- D626,650 S 11/2010 Edgett et al.
- D664,656 S 7/2012 Avigdor
- 8,337,478 B2 12/2012 Lemay et al.
- D755,380 S 5/2016 De Soto-Burt
- D756,518 S 5/2016 Bischoff
- D772,409 S 11/2016 Buell
- D792,591 S 7/2017 De Soto-Burt

(Continued)

(\*\*) Term: **15 Years**

**FOREIGN PATENT DOCUMENTS**

(21) Appl. No.: **29/645,457**

CA 118805 9/2008

(22) Filed: **Apr. 26, 2018**

**OTHER PUBLICATIONS**

**Related U.S. Application Data**

U.S. Appl. No. 29/571,840, Non-Final Office Action, dated Oct. 5, 2017.

(63) Continuation of application No. 29/571,830, filed on Jul. 22, 2016, now Pat. No. Des. 819,206.

*Primary Examiner* — Wan Laymon  
*Assistant Examiner* — Clint A Samuel

(51) **LOC (12) Cl.** ..... **24-02**

(52) **U.S. Cl.**  
USPC ..... **D24/141**

(57) **CLAIM**

(58) **Field of Classification Search**  
USPC ..... D24/114, 130, 133, 135; D9/552, 556, D9/557; 604/11-18, 206, 363, 904  
CPC ..... A61B 1/00; A61B 1/31; A61B 1/00154; A61F 13/20; A61F 13/26; A61F 13/263; A61F 13/266; A61F 13/2051; A61F 13/2097; A61F 13/2077; A61F 13/55185  
See application file for complete search history.

I claim the ornamental design for an applicator with telescoping plunger, as shown and described.

**DESCRIPTION**

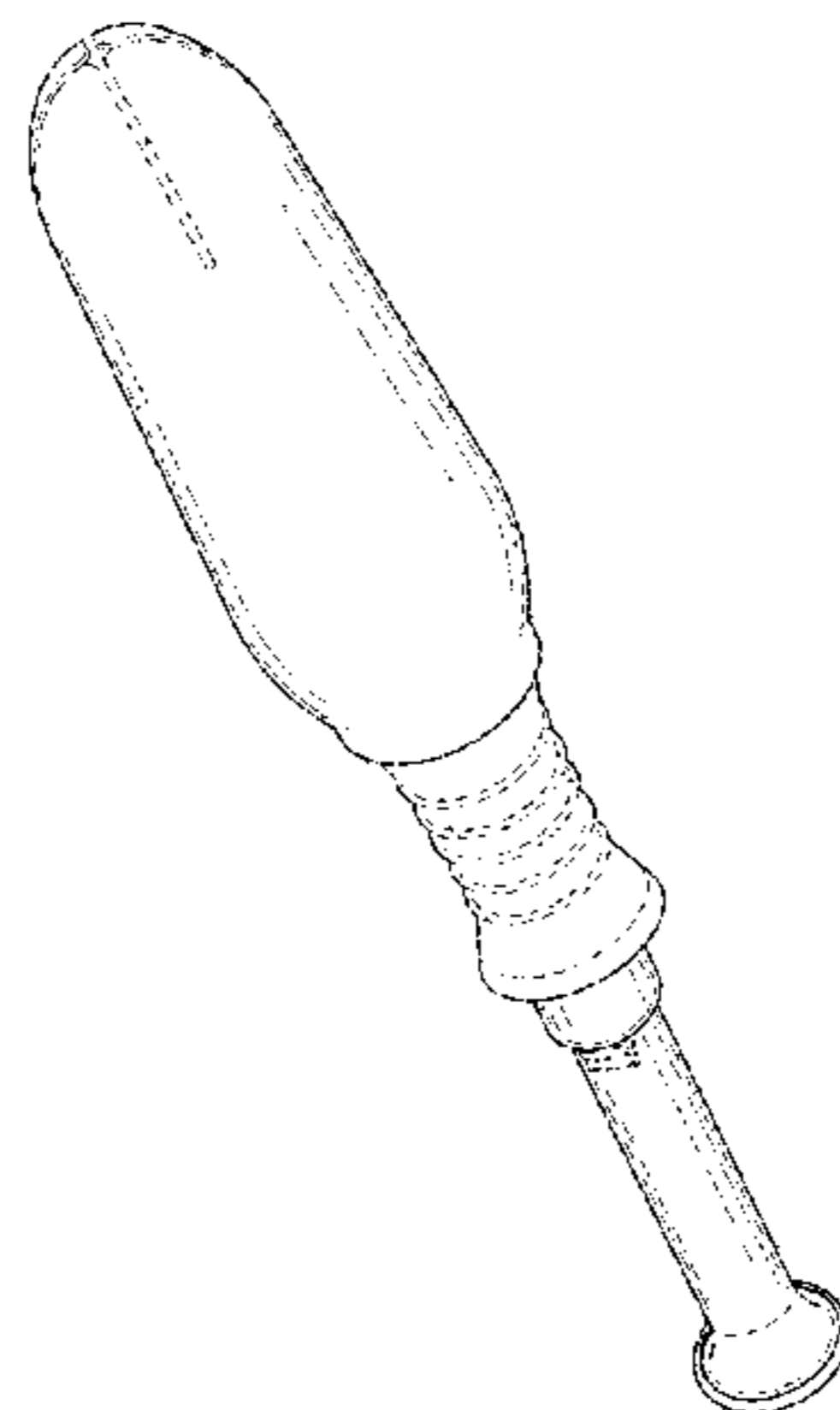
(56) **References Cited**

FIG. 1 is a front perspective view of the applicator with telescoping plunger where the plunger is in an extended position.  
FIG. 2 is a front view of FIG. 1.  
FIG. 3 is a right side view of FIG. 2.  
FIG. 4 is a back side view of FIG. 2.  
FIG. 5 is a left side view of FIG. 2.  
FIG. 6 is a top view thereof; and,  
FIG. 7 is a bottom view thereof.  
The broken lines in the figures depict environmental subject matter only and form no part of the claimed design.

**U.S. PATENT DOCUMENTS**

- D492,033 S 6/2004 Jarmon et al.
- D512,142 S 11/2005 Weber et al.
- D515,212 S 2/2006 Edgett et al.
- D517,691 S 3/2006 Turchi et al.
- D527,692 S 9/2006 Yoshimatsu
- D559,983 S 1/2008 Edgett et al.
- D572,362 S 7/2008 Edgett et al.

**1 Claim, 3 Drawing Sheets**



(56)

**References Cited**

U.S. PATENT DOCUMENTS

D816,839	S *	5/2018	Buell	.....	D24/141
D817,490	S *	5/2018	Buell	.....	D24/141
D819,206	S *	5/2018	Buell	.....	D24/141
D819,813	S *	6/2018	Buell	.....	D24/141
D819,814	S *	6/2018	Buell	.....	D24/141
2004/0054317	A1	3/2004	Lemay et al.		
2010/0204636	A1	8/2010	LeMay et al.		
2013/0066254	A1	3/2013	LeMay et al.		
2013/0331763	A1	12/2013	Ito et al.		
2014/0046239	A1	2/2014	Taniguchi et al.		
2014/0052048	A1	2/2014	Taniguchi et al.		
2014/0088485	A1	3/2014	Ito		
2015/0105711	A1	4/2015	LeMay et al.		
2017/0342236	A1*	11/2017	Bond	.....	C08K 3/34
2018/0125726	A1*	5/2018	Buell	.....	A61F 13/266
2018/0250172	A1*	9/2018	Turner	.....	A61F 13/2002

\* cited by examiner

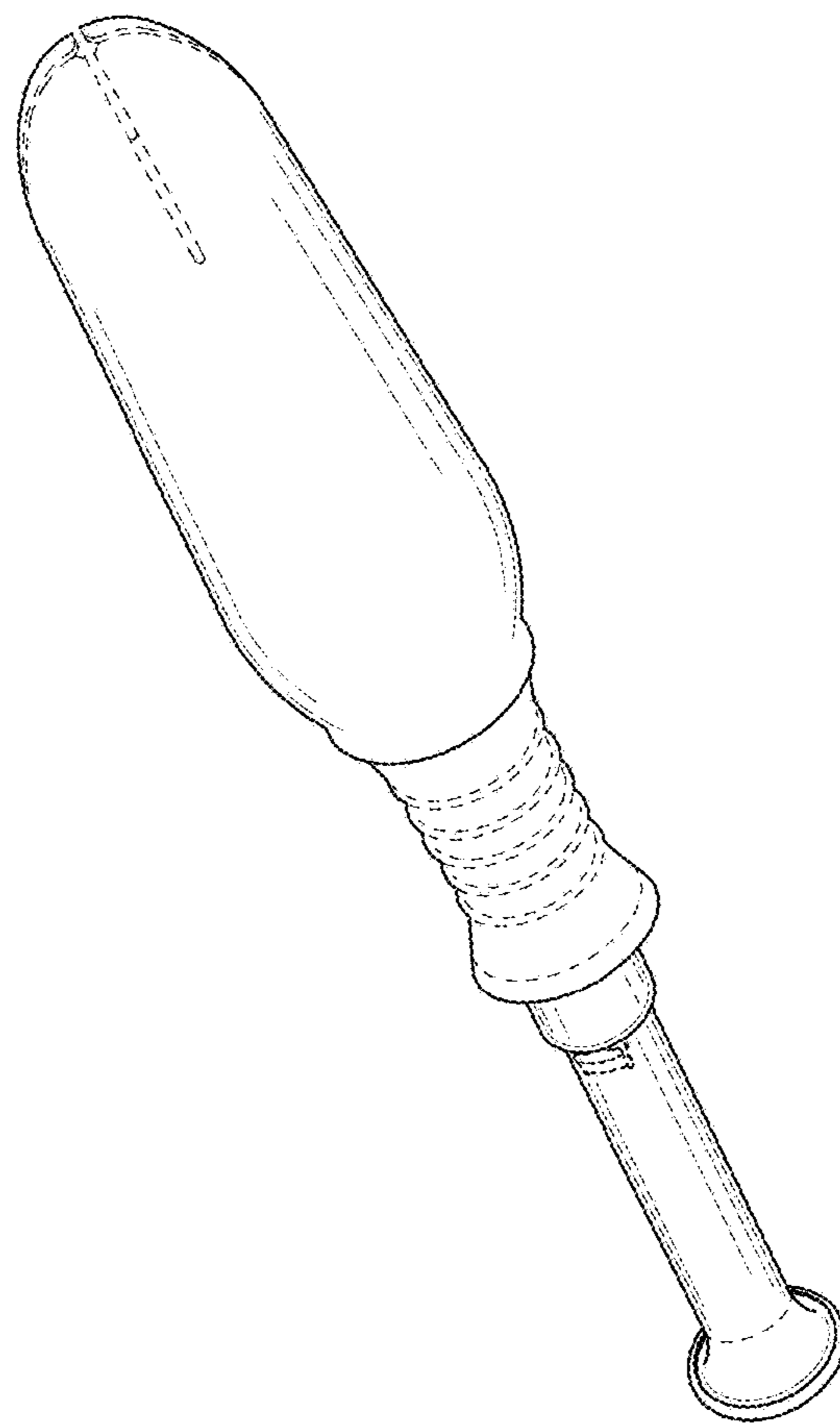


FIG. 1

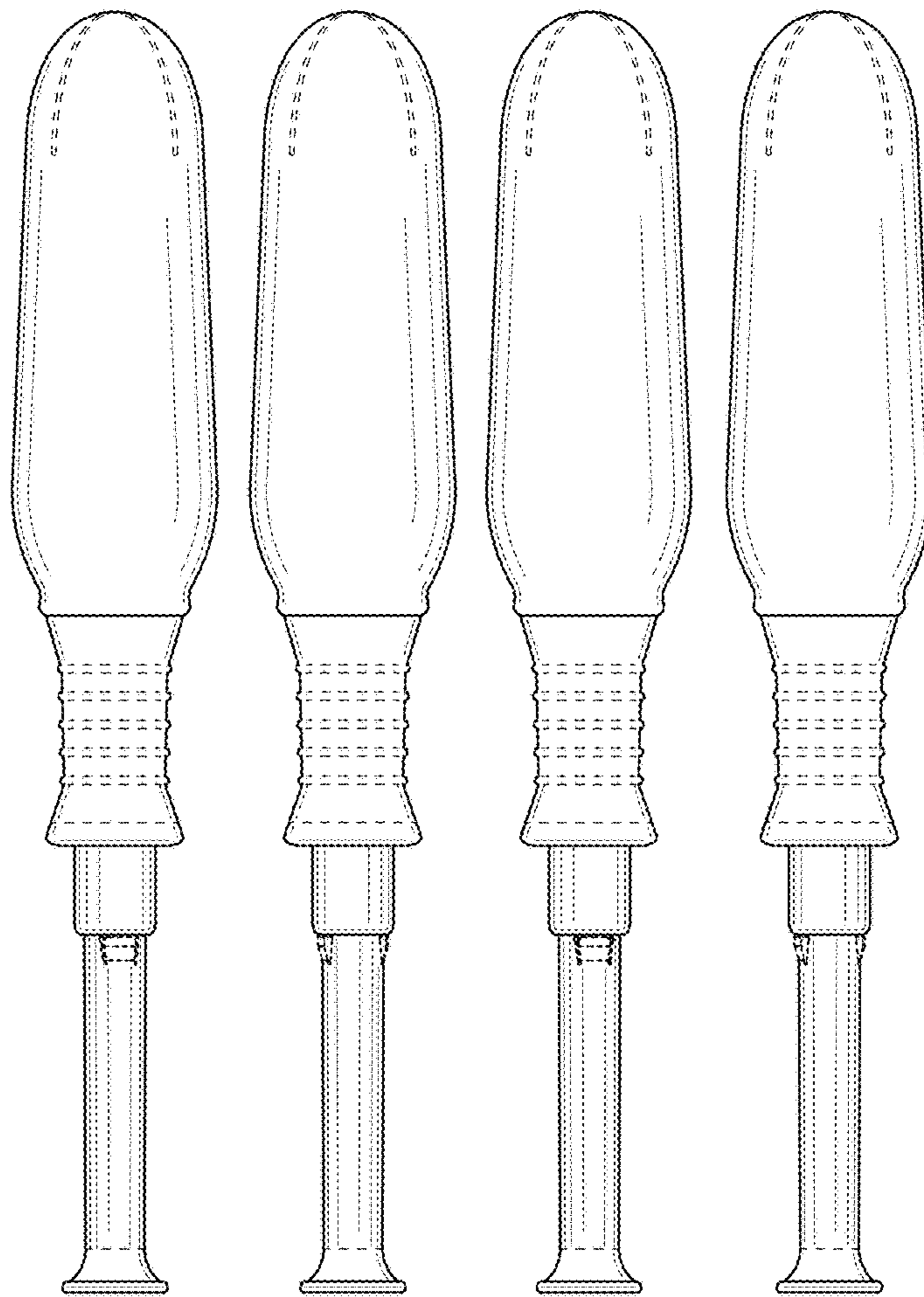


FIG. 2

FIG. 3

FIG. 4

FIG. 5

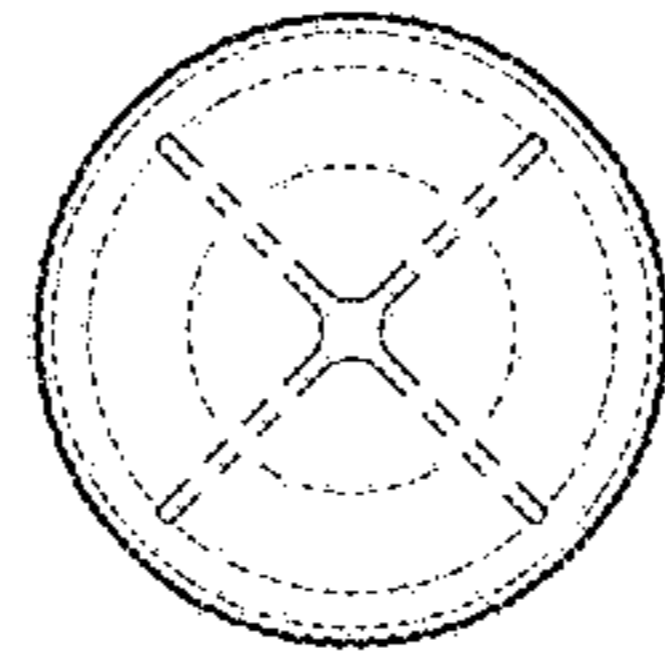


FIG. 6

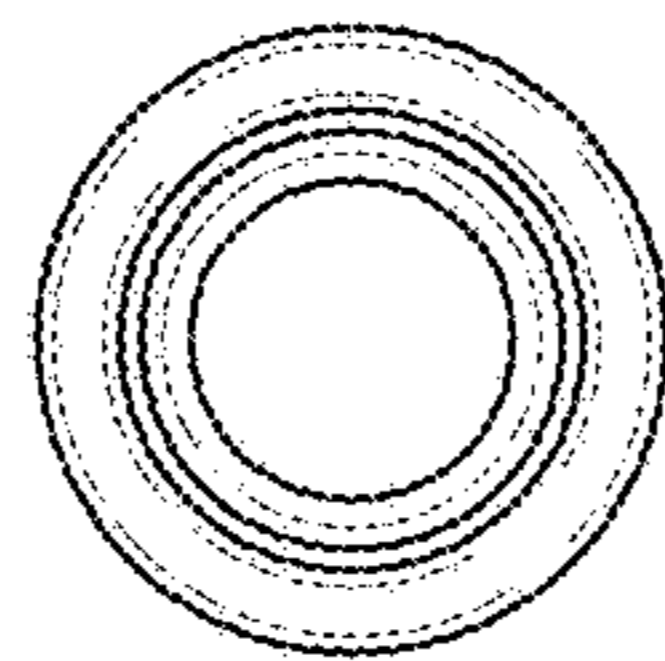


FIG. 7