



US00D872256S

(12) **United States Design Patent**
Tuan et al.

(10) **Patent No.:** **US D872,256 S**
(45) **Date of Patent:** **** Jan. 7, 2020**

(54) **STRAPLESS COLLAPSIBLE RESPIRATORY MASK**

(71) Applicant: **Masgick, Inc.**, Taipei (TW)

(72) Inventors: **Rui-Hong Tuan**, Nantou (TW);
Yu-Chieh Liang, Nantou (TW);
Benchiao Jai, Taipei (TW)

(73) Assignee: **Masgick, Inc.**, Taipei (TW)

(**) Term: **15 Years**

(21) Appl. No.: **29/574,564**

(22) Filed: **Aug. 17, 2016**

(51) **LOC (12) Cl.** **29-02**

(52) **U.S. Cl.**
USPC **D24/110.1**

(58) **Field of Classification Search**
USPC D24/110.1–110.4, 110, 110.5–110.6, 112,
D24/127–128, 164; D29/108
CPC A61M 16/06; A61M 16/0683; A61M
16/0816; A61M 16/0875; A61M 16/208;
A61M 16/00; A62B 18/02; A62B 18/10;
A62B 18/025; A62B 23/025; A62B 7/10;
A41D 13/11; A41D 13/1107; A41D
13/1115; A41D 13/113; A41D 13/1161
See application file for complete search history.

(56) **References Cited**

U.S. PATENT DOCUMENTS

- 3,603,315 A * 9/1971 Becker, III A41D 13/1115
128/206.19
- 6,536,434 B1 * 3/2003 Bostock A41D 13/1115
128/206.12
- 7,152,601 B2 * 12/2006 Barakat A41D 13/1115
128/206.14
- D693,062 S * 11/2013 Bowen D29/108
- D819,800 S * 6/2018 Tuan D24/110.1

- D837,970 S * 1/2019 Henderson D24/110.1
- 10,357,069 B2 * 7/2019 Tuan A41D 13/1115
- 2004/0089304 A1 * 5/2004 Barakat A41D 13/1115
128/206.12
- 2008/0110469 A1 * 5/2008 Weinberg A41D 13/1176
128/863
- 2009/0277451 A1 * 11/2009 Weinberg A41D 13/1176
128/206.14
- 2012/0192876 A1 * 8/2012 Fujimori A62B 23/025
128/863
- 2015/0306432 A1 * 10/2015 Orofino A41D 13/1115
128/863
- 2016/0015098 A1 * 1/2016 Conlon A62B 23/025
128/863

(Continued)

Primary Examiner — Lilyana Bekic

(74) Attorney, Agent, or Firm — ScienBiziP, P.C.

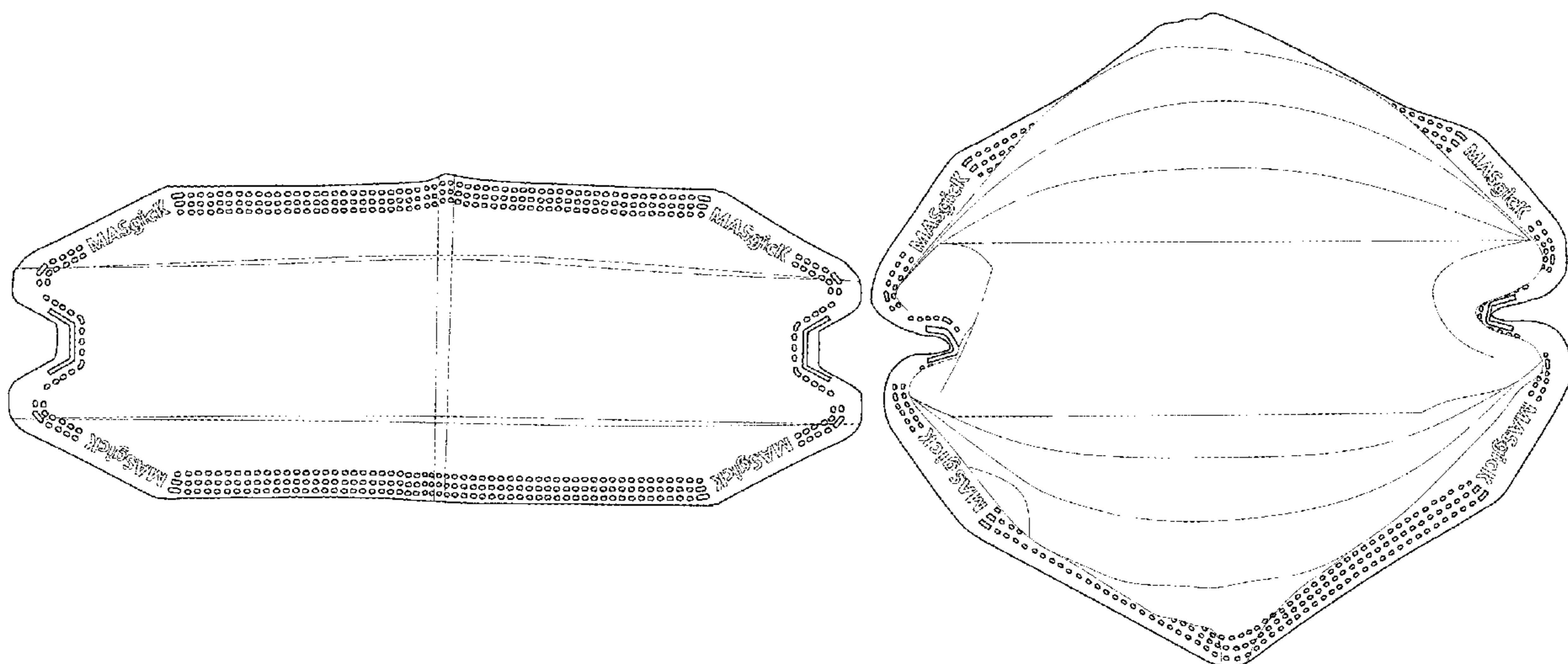
(57) **CLAIM**

The ornamental design for a strapless collapsible respiratory mask, as shown and described.

DESCRIPTION

FIG. 1 is a front view of a strapless collapsible respiratory mask in flat-fold configuration;
 FIG. 2 is a bottom view thereof;
 FIG. 3 is a top view thereof;
 FIG. 4 is a front view of the strapless collapsible respiratory mask of FIG. 1 in an open configuration;
 FIG. 5 is a top view thereof;
 FIG. 6 is a bottom view thereof;
 FIG. 7 is a right side view thereof;
 FIG. 8 is a left side view thereof;
 FIG. 9 is a front view of the strapless collapsible respiratory mask of FIG. 1 in a half-fold configuration; and,
 FIG. 10 is a rear view thereof.
 The broken lines in the drawings depict portions of the strapless collapsible respiratory mask that form no part of the claimed design.

1 Claim, 10 Drawing Sheets



(56)

References Cited

U.S. PATENT DOCUMENTS

2016/0151650 A1* 6/2016 Reese A41D 13/1161
128/863
2017/0360125 A1* 12/2017 Tuan A41D 13/1107
2017/0367416 A1* 12/2017 Yamada A62B 18/02

* cited by examiner

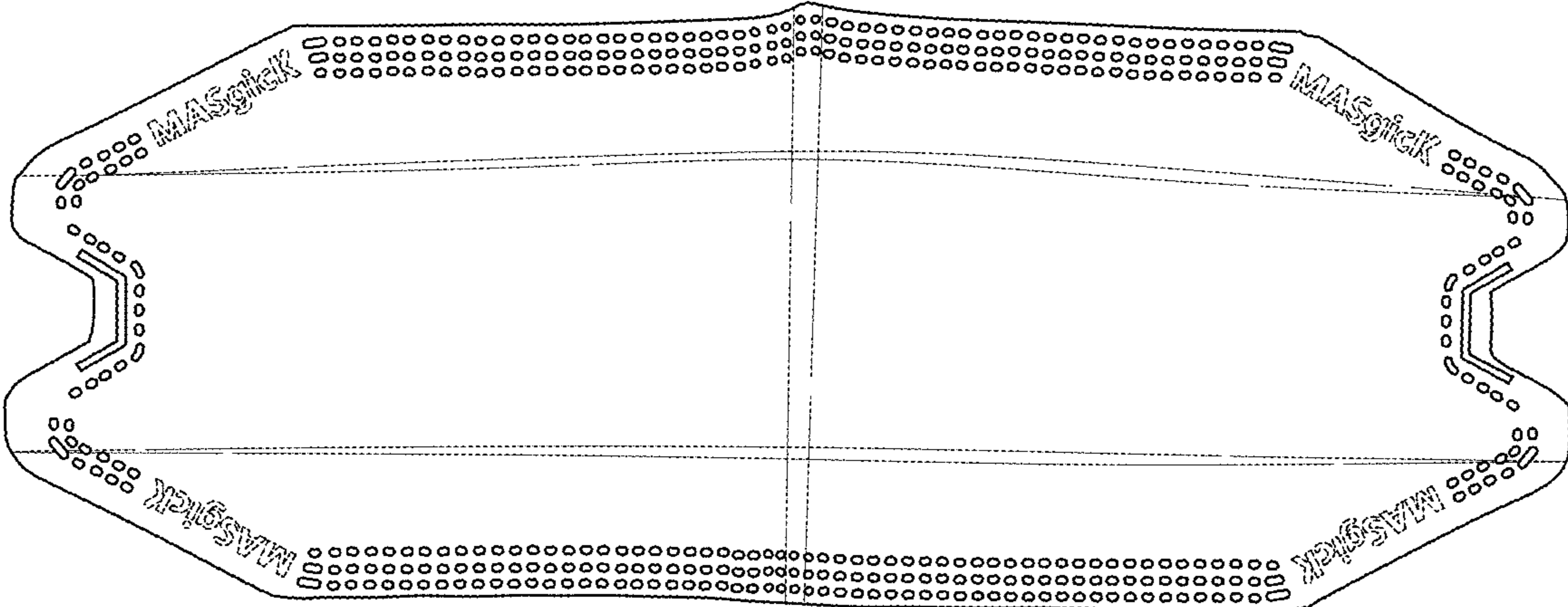


FIG. 1




FIG. 2




FIG. 3

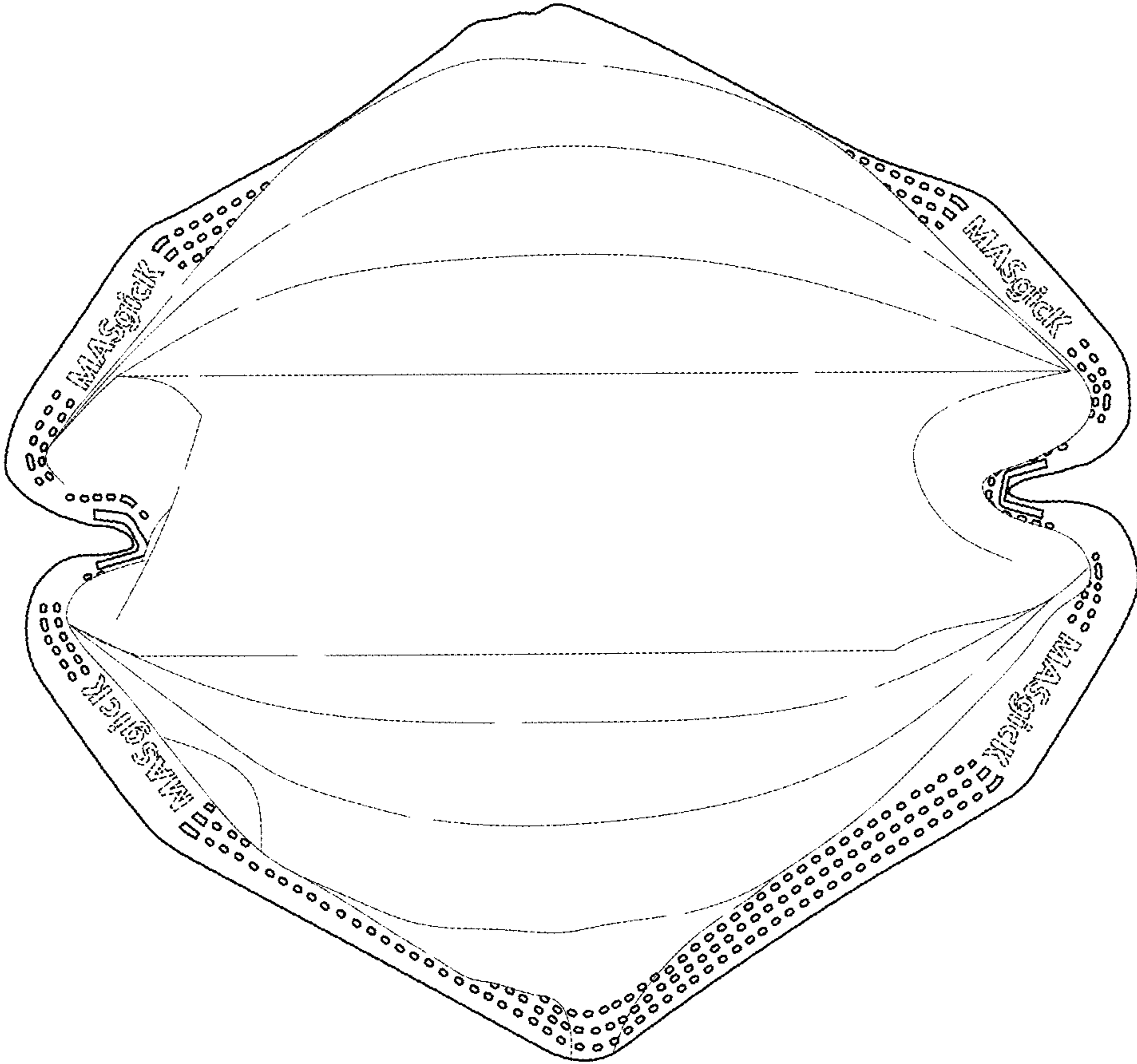


FIG. 4

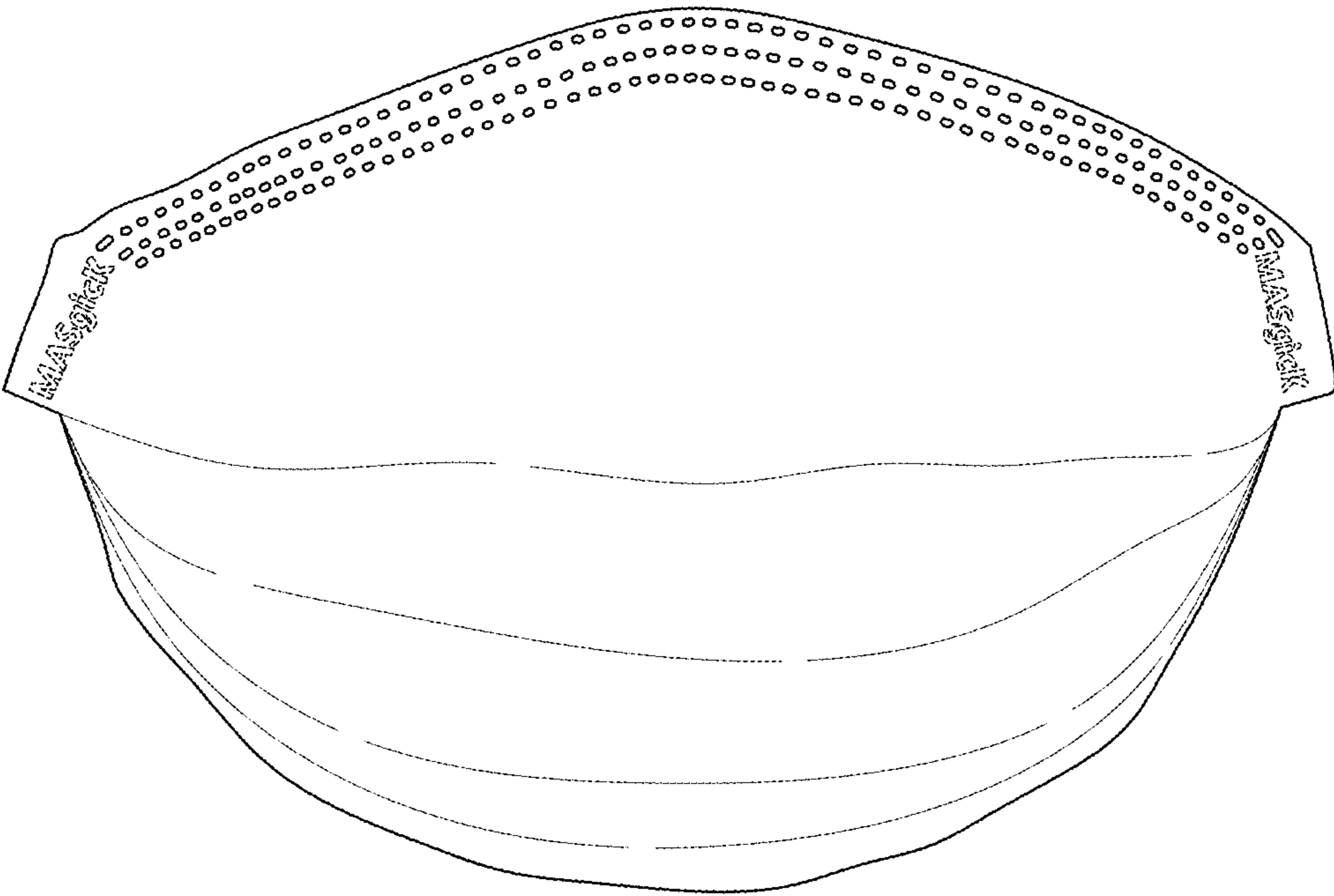


FIG. 5

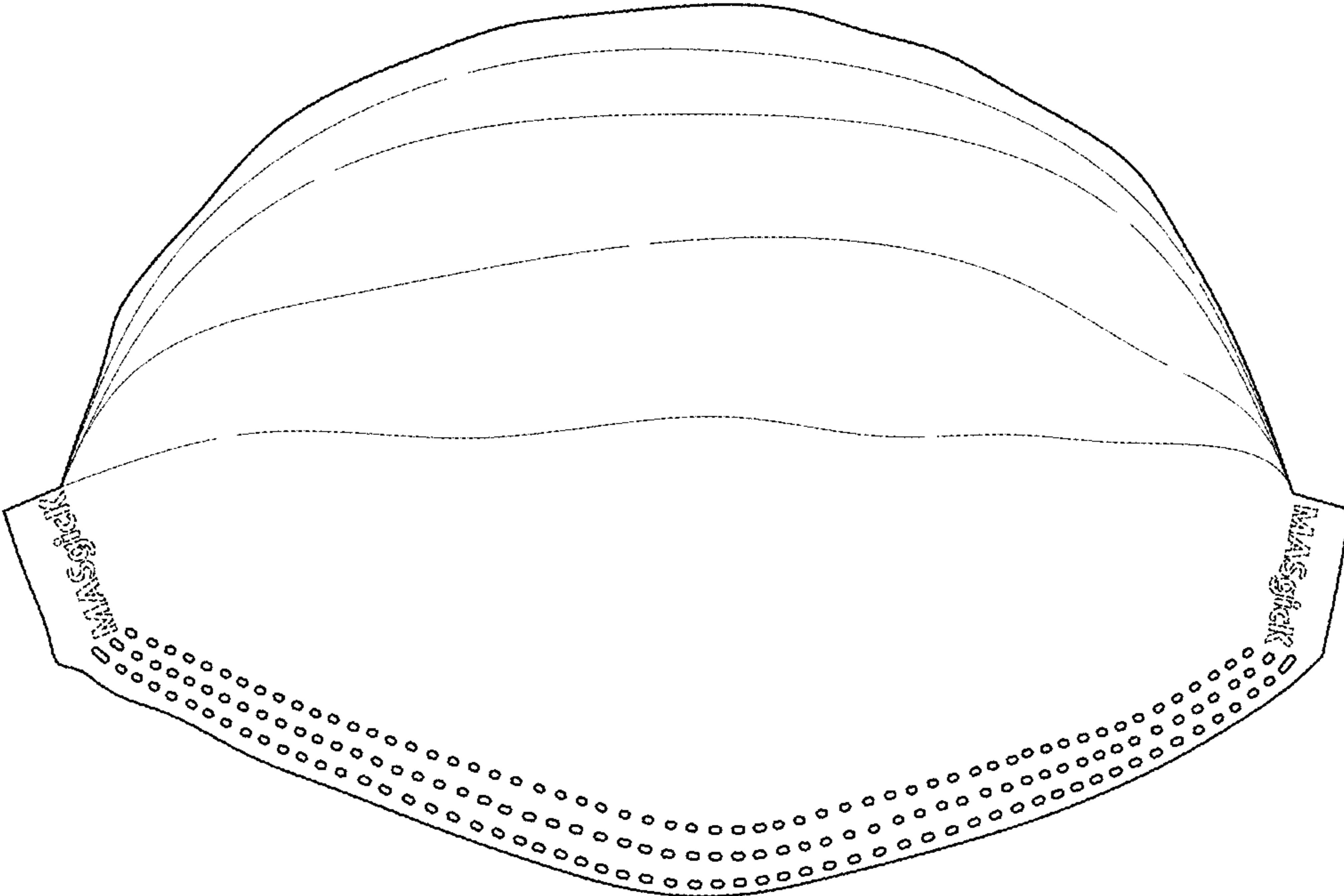


FIG. 6

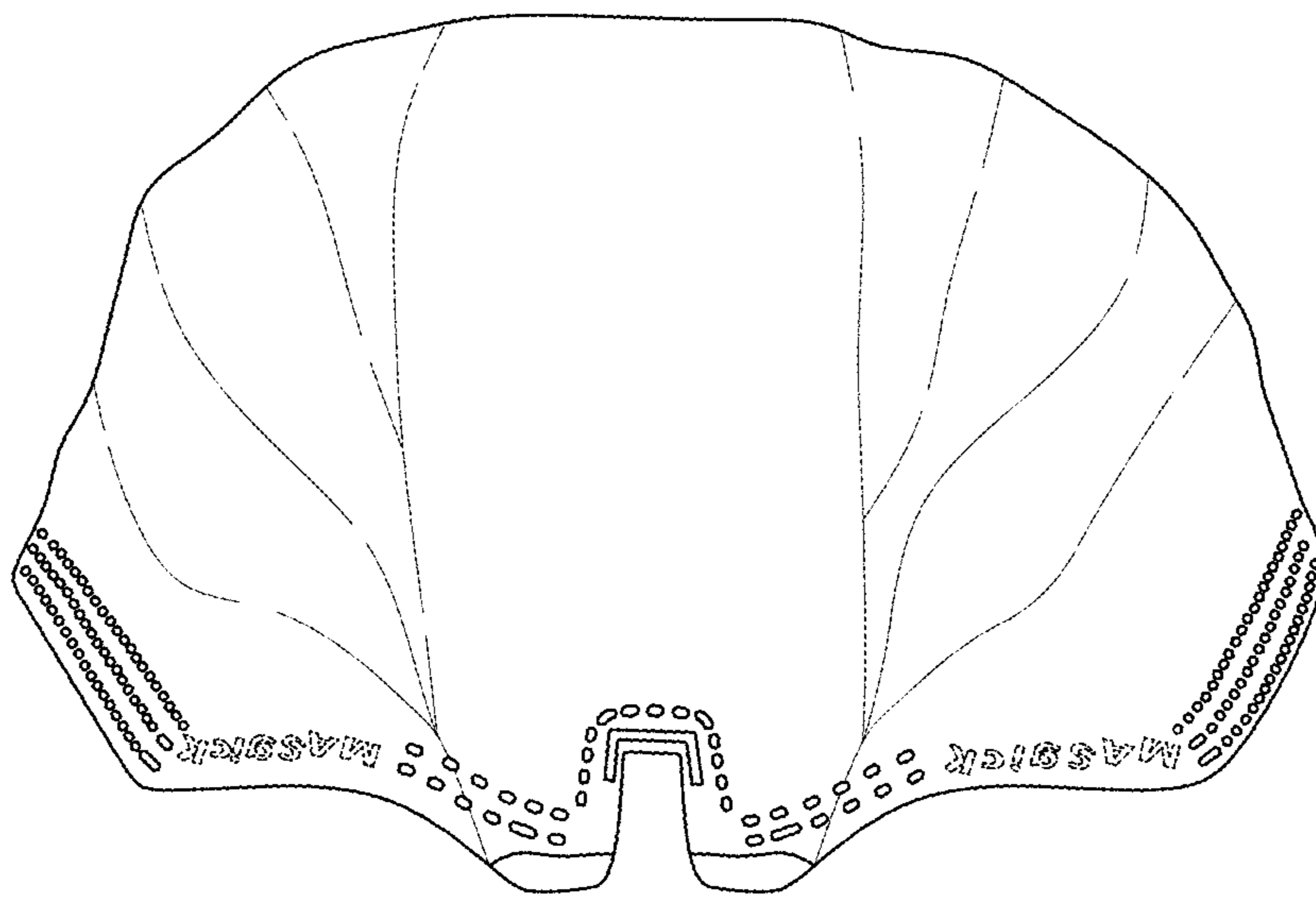


FIG. 7

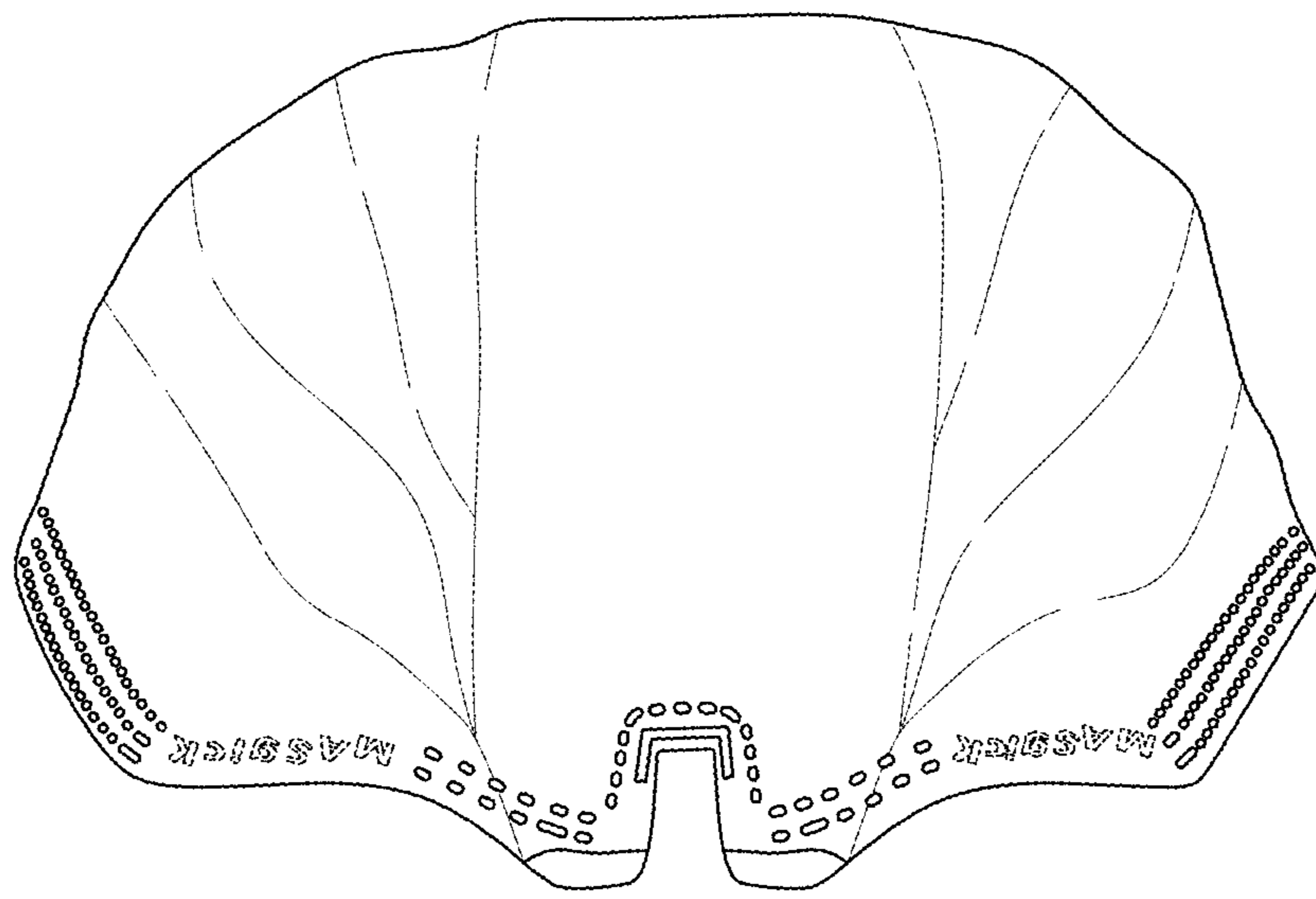


FIG. 8

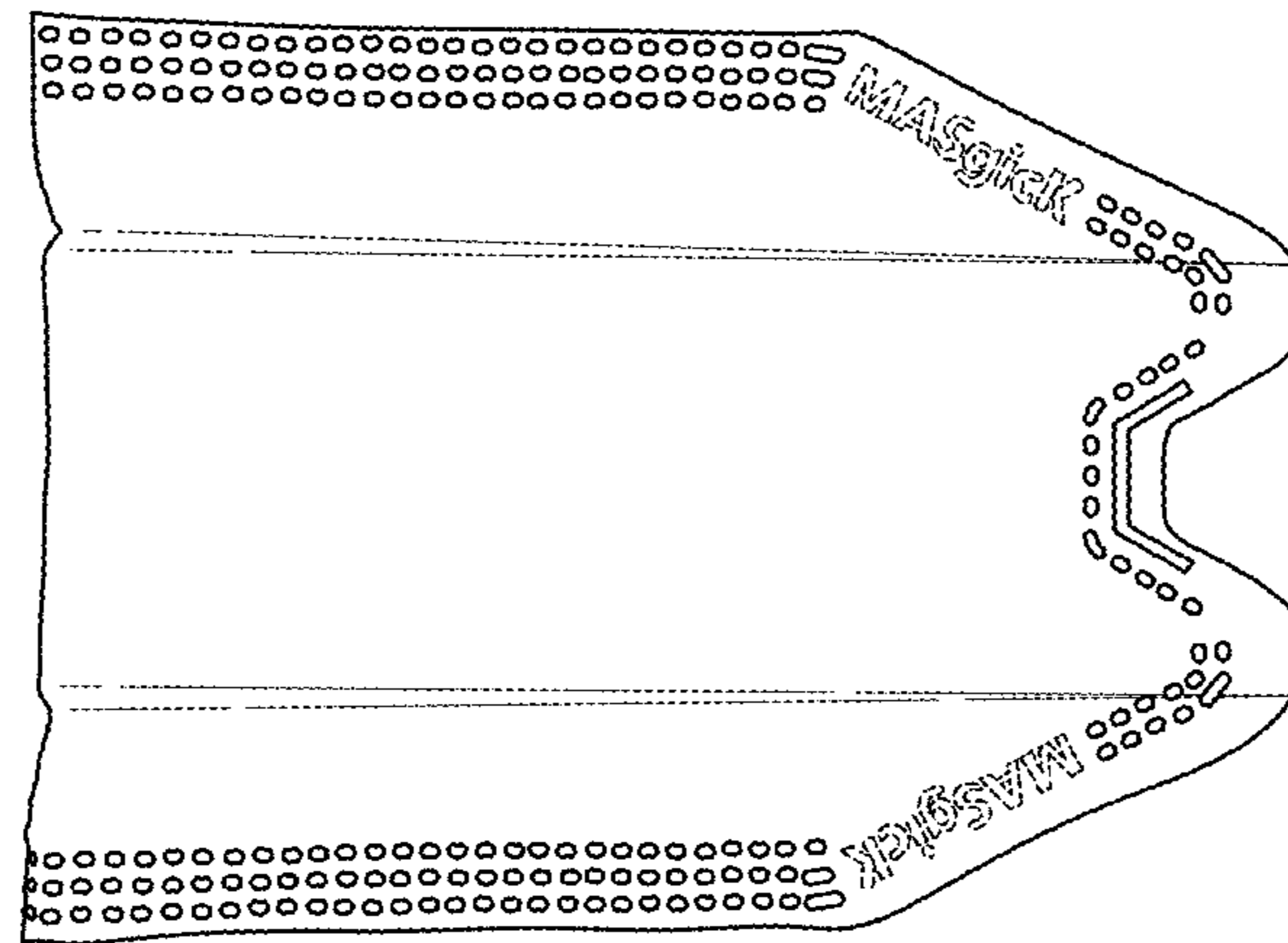


FIG. 9

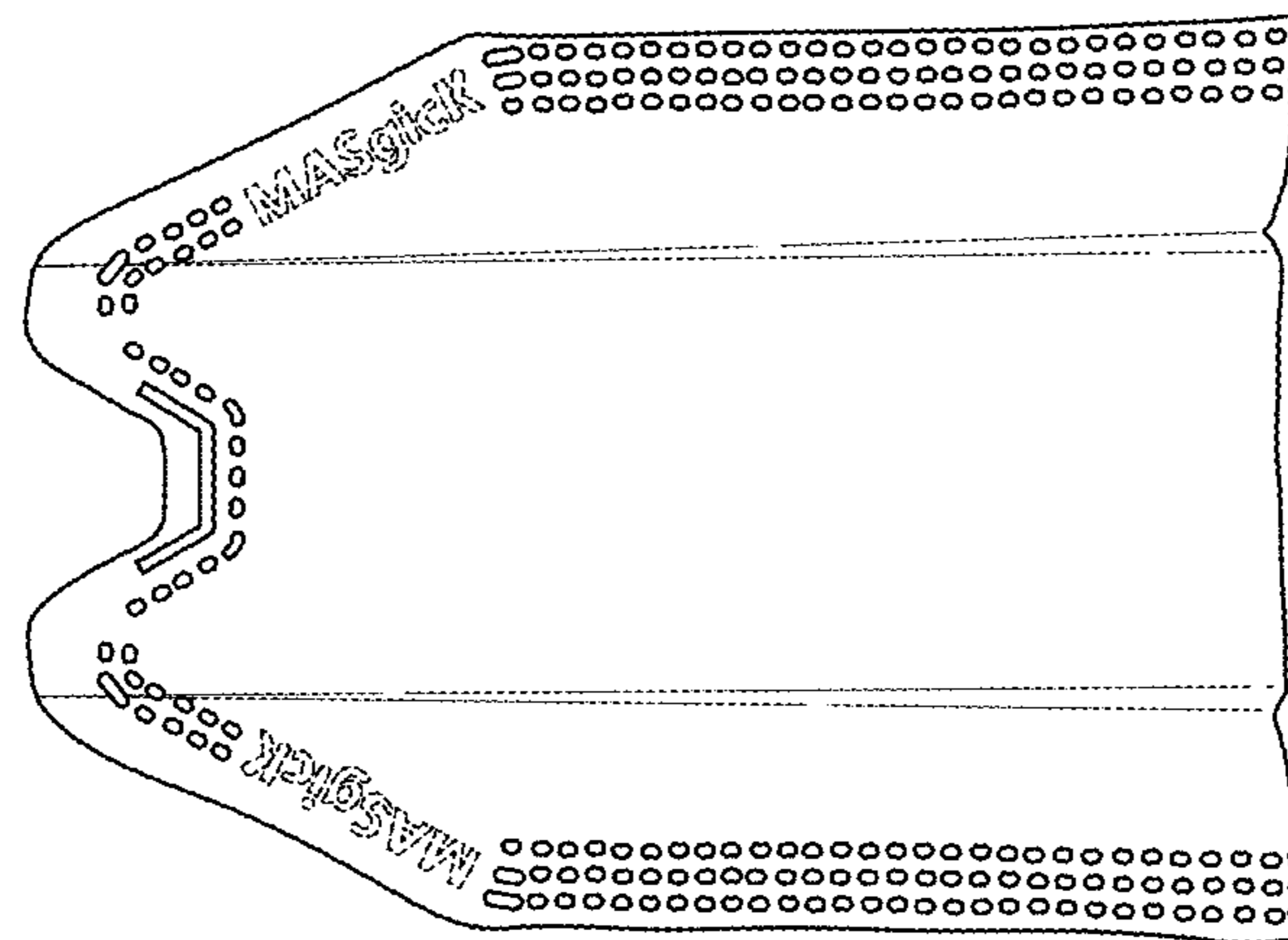


FIG. 10