



US00D872248S

(12) **United States Design Patent** (10) **Patent No.:** **US D872,248 S**  
**Lee** (45) **Date of Patent:** **\*\* Jan. 7, 2020**

(54) **AROMA DIFFUSER**  
(71) Applicant: **Bloomy Lotus Ltd**, Hong Kong (HK)  
(72) Inventor: **Leander Lee**, Hong Kong (HK)  
(73) Assignee: **Bloomy Lotus Ltd**, Hong Kong (HK)  
(\*\*) Term: **15 Years**

D785,597 S \* 5/2017 Fung ..... D14/204  
D790,680 S \* 6/2017 Afridi ..... D23/366  
D801,507 S \* 10/2017 Kelnhofer ..... D23/366  
D806,850 S \* 1/2018 D'Amico ..... D23/366  
D825,045 S \* 8/2018 Yi ..... D23/351  
D828,912 S \* 9/2018 Powell ..... D23/366  
D829,982 S \* 10/2018 Wang ..... D27/167  
D849,918 S \* 5/2019 Li ..... D23/366  
D854,741 S \* 7/2019 Smith ..... D27/162

\* cited by examiner

(21) Appl. No.: **29/667,683**  
(22) Filed: **Oct. 24, 2018**

*Primary Examiner* — Sheryl Lane  
*Assistant Examiner* — Calvin E Vansant

(30) **Foreign Application Priority Data**  
Jul. 13, 2018 (HK) ..... 1801430.2  
(51) **LOC (12) Cl.** ..... **23-04**  
(52) **U.S. Cl.**  
USPC ..... **D23/366**  
(58) **Field of Classification Search**  
USPC ..... D23/208, 355–369; D14/209.1, 212–213  
CPC ..... A61L 9/02; A61L 9/03; A61L 9/12; A61L  
9/035; A61L 9/125  
See application file for complete search history.

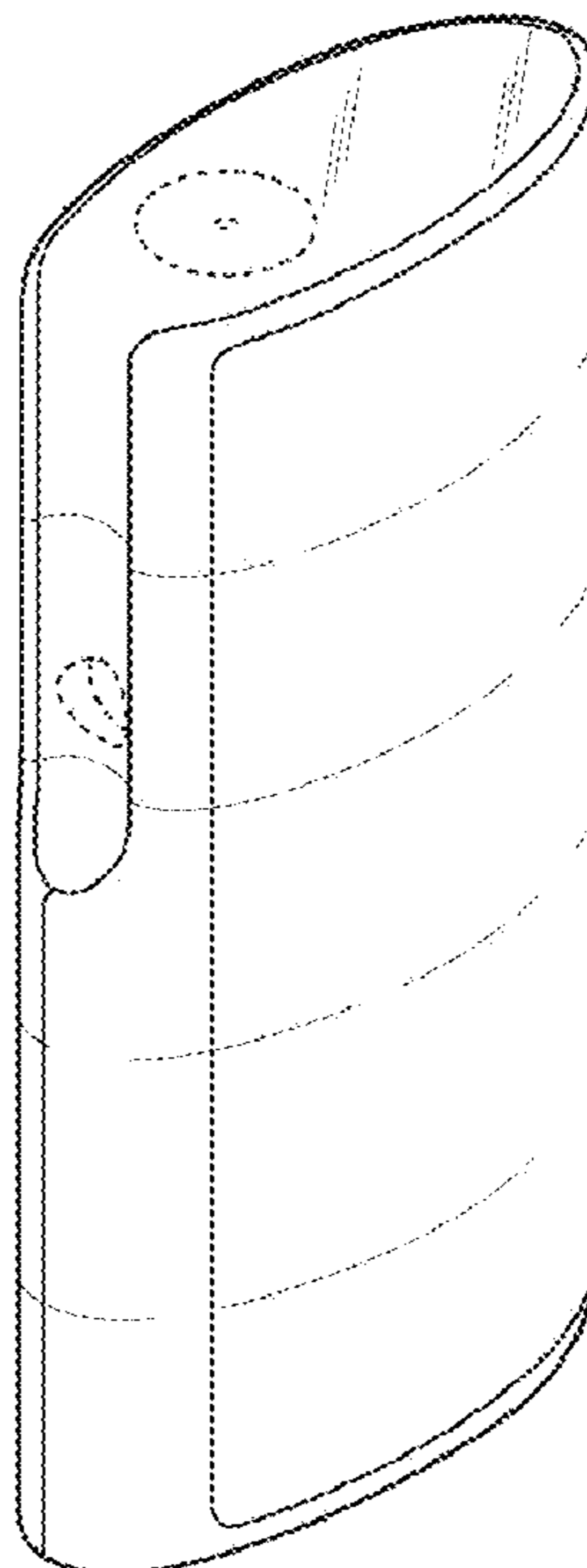
(57) **CLAIM**  
The ornamental design for an aroma diffuser, as shown and described.

(56) **References Cited**  
U.S. PATENT DOCUMENTS  
D510,422 S \* 10/2005 Schriener ..... D23/366  
D545,396 S \* 6/2007 Casey ..... D23/209  
D641,007 S \* 7/2011 Skurdal ..... D14/214  
D695,268 S \* 12/2013 Holzer ..... D14/204  
D707,806 S \* 6/2014 Brewer ..... D23/366  
D728,524 S \* 5/2015 Cho ..... D14/216  
D749,545 S \* 2/2016 Li ..... D14/216

**DESCRIPTION**

FIG. 1 is a front elevational view of an aroma diffuser showing my new design;  
FIG. 2 is a rear elevational view thereof;  
FIG. 3 is a left side view thereof;  
FIG. 4 is a right side view thereof;  
FIG. 5 is a top plan view thereof;  
FIG. 6 is a bottom plan view thereof;  
FIG. 7 is a top, rear and right side perspective view thereof; and,  
FIG. 8 is a bottom, front and left side perspective view thereof.  
The broken lines in the drawings illustrate portions of the aroma diffuser which form no part of the claimed design.

**1 Claim, 8 Drawing Sheets**



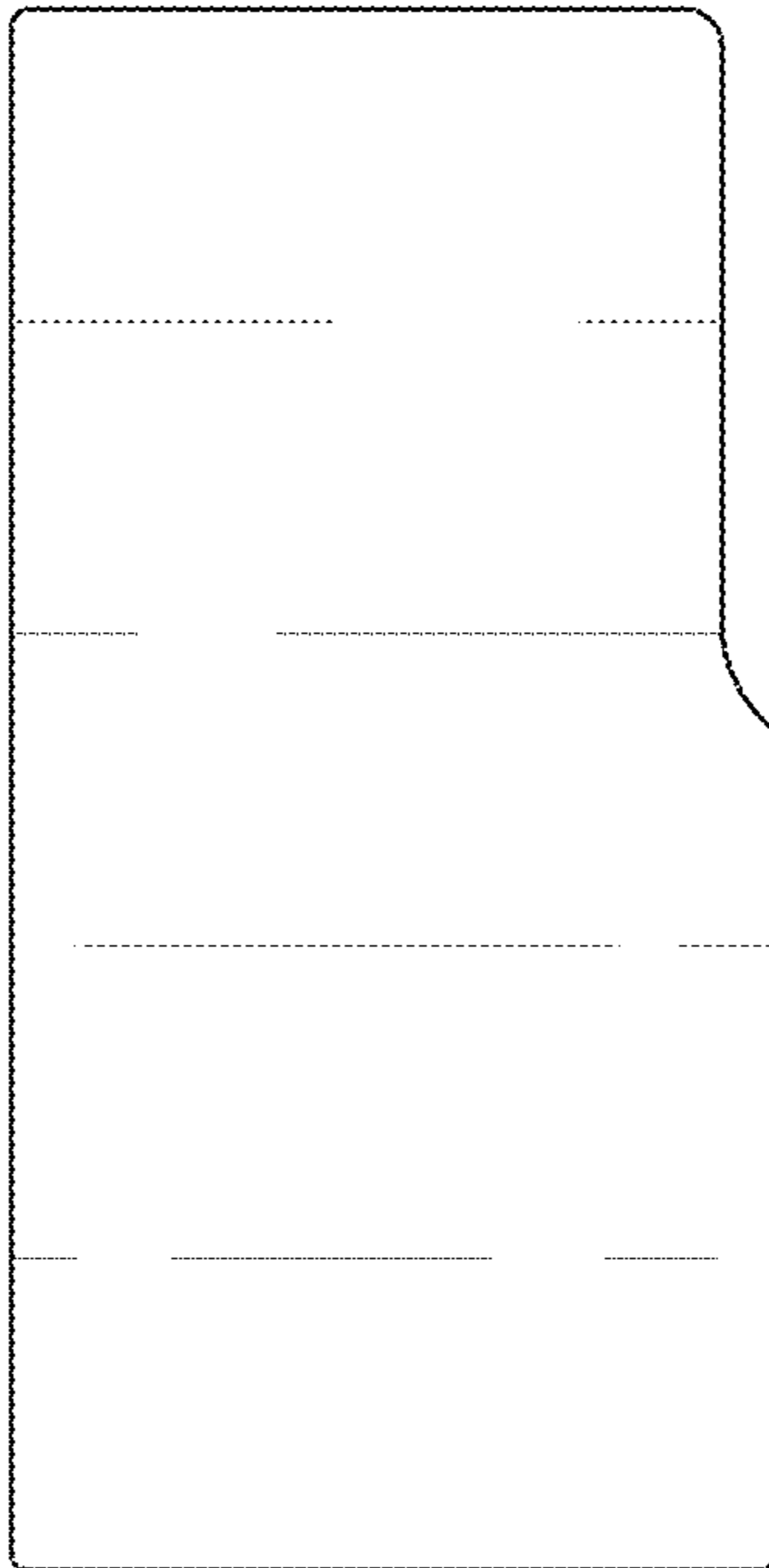


Fig. 1

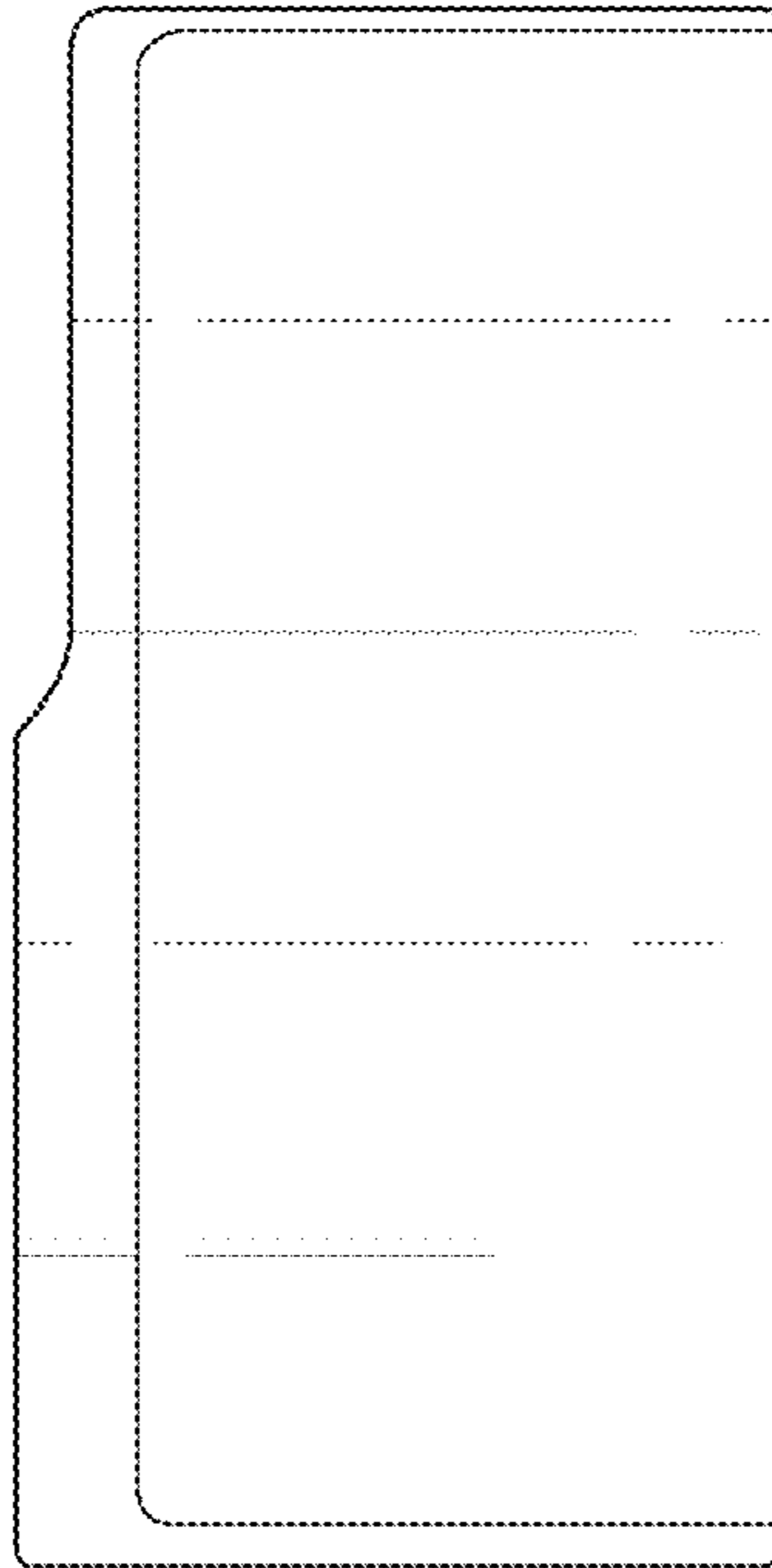


Fig. 2

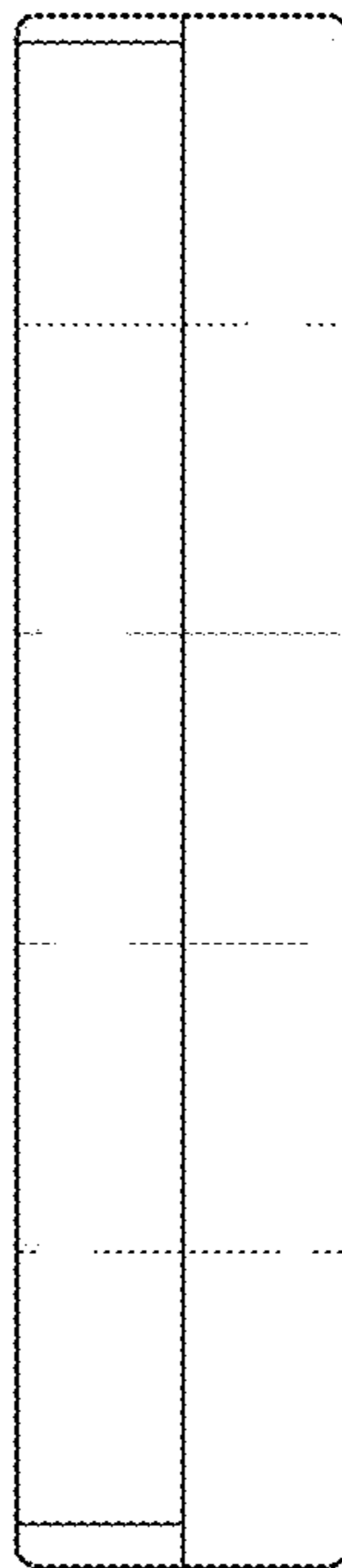


Fig. 3

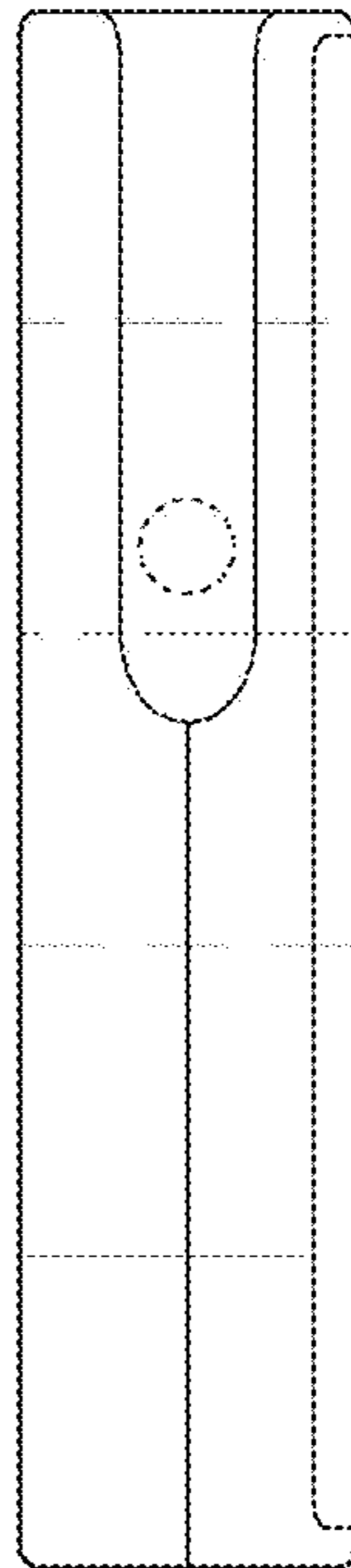


Fig. 4

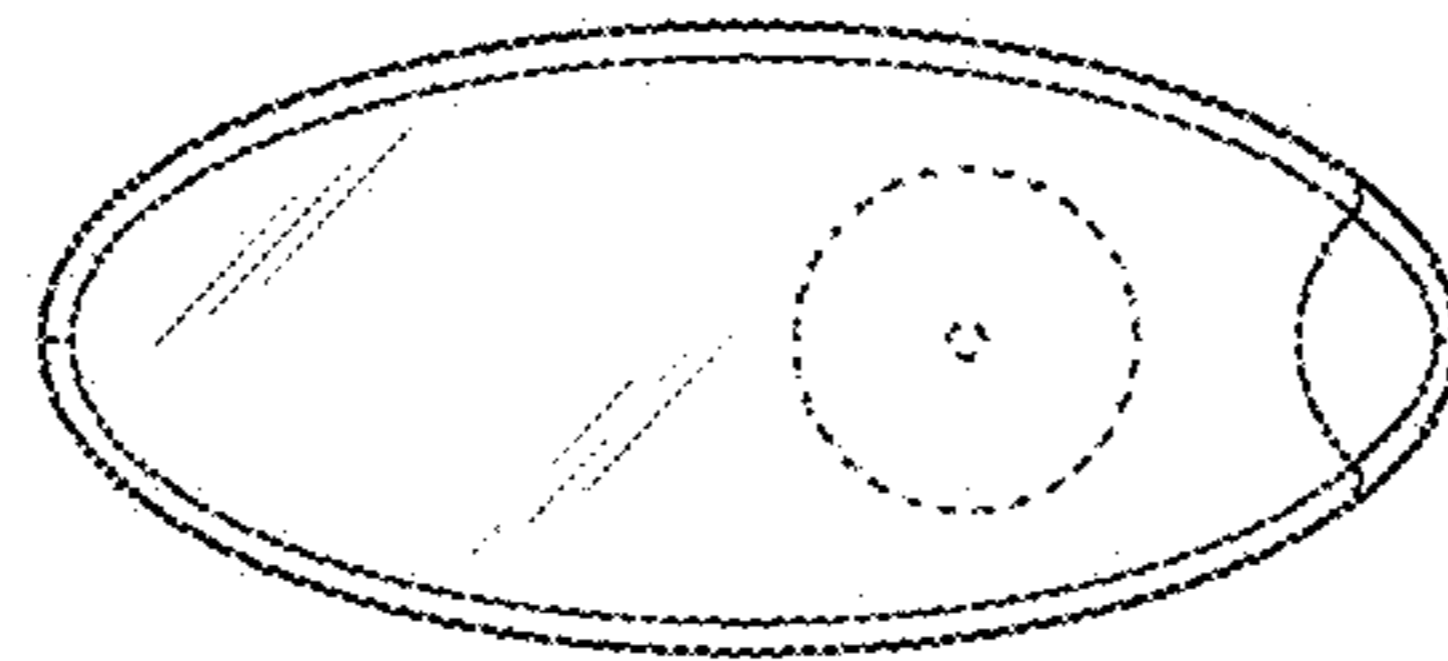


Fig. 5

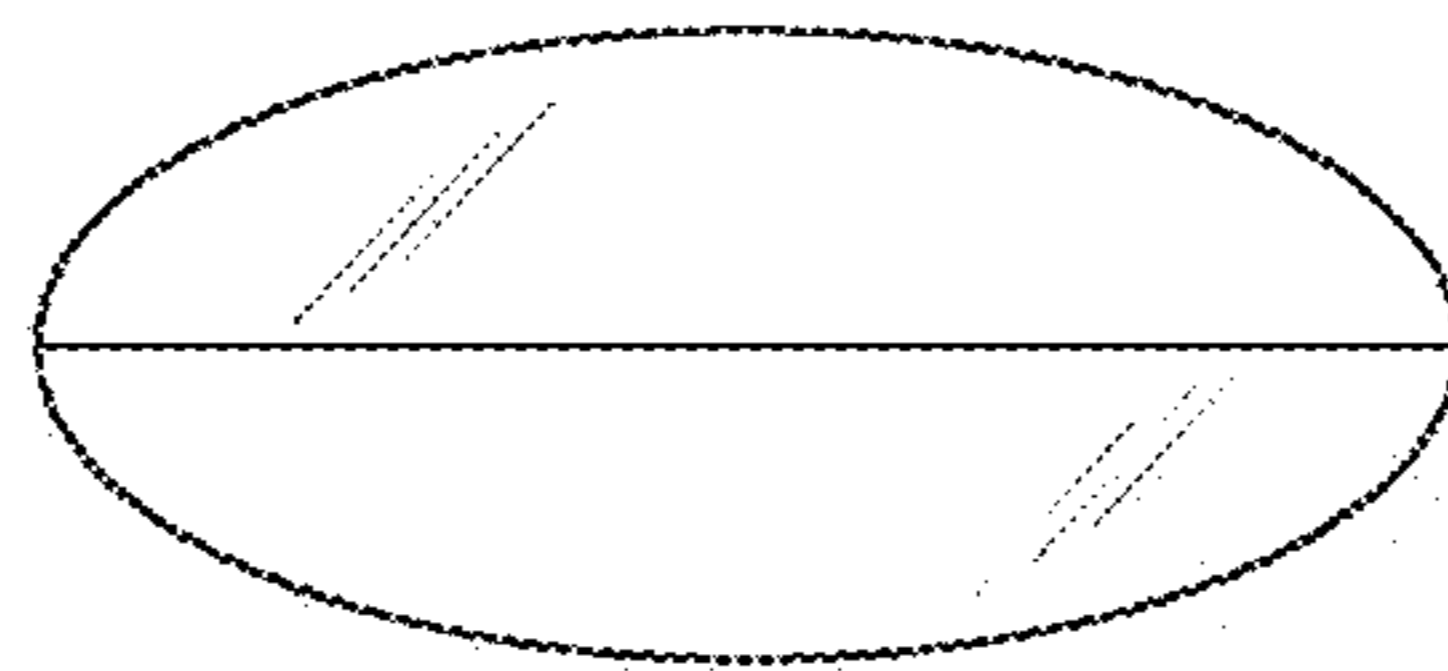


Fig. 6

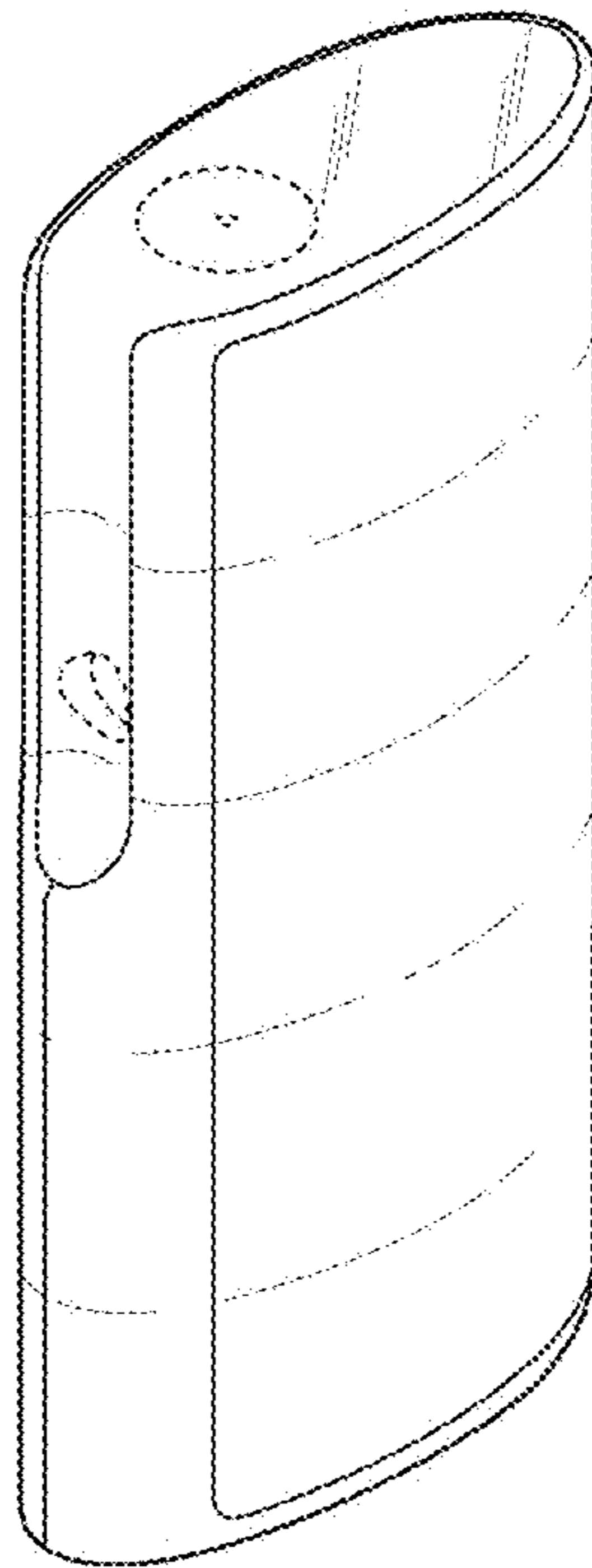


Fig. 7



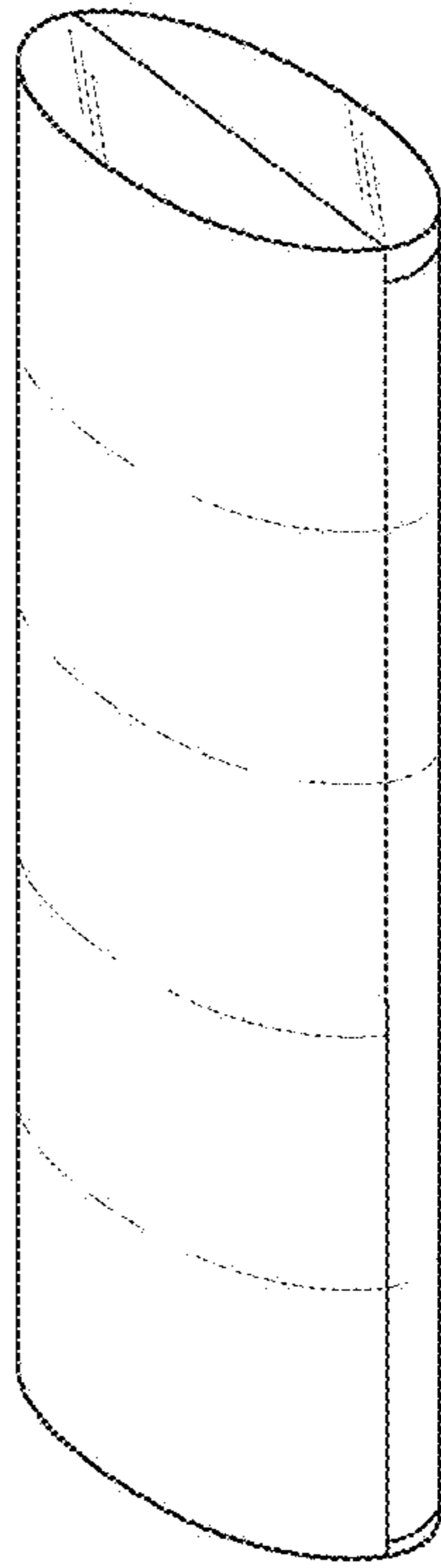


Fig. 8