



US00D872137S

(12) **United States Design Patent**
Wu et al.

(10) **Patent No.:** **US D872,137 S**

(45) **Date of Patent:** **** Jan. 7, 2020**

(54) **REFRIGERATOR**

(71) Applicant: **QINGDAO HAIGAO DESIGN & MANUFACTURING CO., LTD.**,
Qingdao, Shandong Province (CN)

(72) Inventors: **Jian Wu**, Qingdao (CN); **Shu Zhou**,
Qingdao (CN); **Chunhui Jiang**,
Qingdao (CN); **Zhiqun Feng**, Qingdao
(CN)

(73) Assignee: **QINGDAO HAIGAO DESIGN & MANUFACTURING CO., LTD.**,
Qingdao, Shandong Province (CN)

(**) Term: **15 Years**

(21) Appl. No.: **29/613,891**

(22) Filed: **Aug. 14, 2017**

(30) **Foreign Application Priority Data**

Feb. 14, 2017 (CN) 2017 3 0039009

(51) **LOC (12) Cl.** **15-07**

(52) **U.S. Cl.**
USPC **D15/86**

(58) **Field of Classification Search**
USPC D15/79-91
CPC F25D 17/065; F25D 2317/061; F25D
2323/023; F25D 23/028; F25D 23/126;
F25D 11/02; F25D 2201/126; F25D
2201/1262; F25D 2201/14; F25D
2323/021; F25D 23/02; F25D 23/025;
F25D 23/04; F25D 23/062; F25D 23/064;
F25D 23/065; F25D 23/067; F25D
2400/361; F25D 25/025; F25D 25/04;
F25D 29/005; F25D 29/006; F25D
31/005; F25D 3/06

See application file for complete search history.

(56) **References Cited**

U.S. PATENT DOCUMENTS

D656,967 S *	4/2012	Yi	D15/86
D657,805 S *	4/2012	Cho	D15/86
D681,075 S *	4/2013	Yi	D15/86
D715,335 S *	10/2014	Kim	D15/85
D732,584 S *	6/2015	Sin	D15/86
D744,549 S *	12/2015	Park	D15/91
D747,368 S *	1/2016	Kim	D15/85
D848,492 S *	5/2019	Choi	D15/86

* cited by examiner

Primary Examiner — Khawaja Anwar

(74) *Attorney, Agent, or Firm* — Cheng-Ju Chiang

(57) **CLAIM**

The ornamental design for a refrigerator, as shown and described.

DESCRIPTION

FIG. 1 is a perspective view of a refrigerator having a safety round corner on an edge of a door of the refrigerator in accordance with our design;

FIG. 2 is a front elevation view thereof;

FIG. 3 is a rear elevation view thereof;

FIG. 4 is left elevation view thereof;

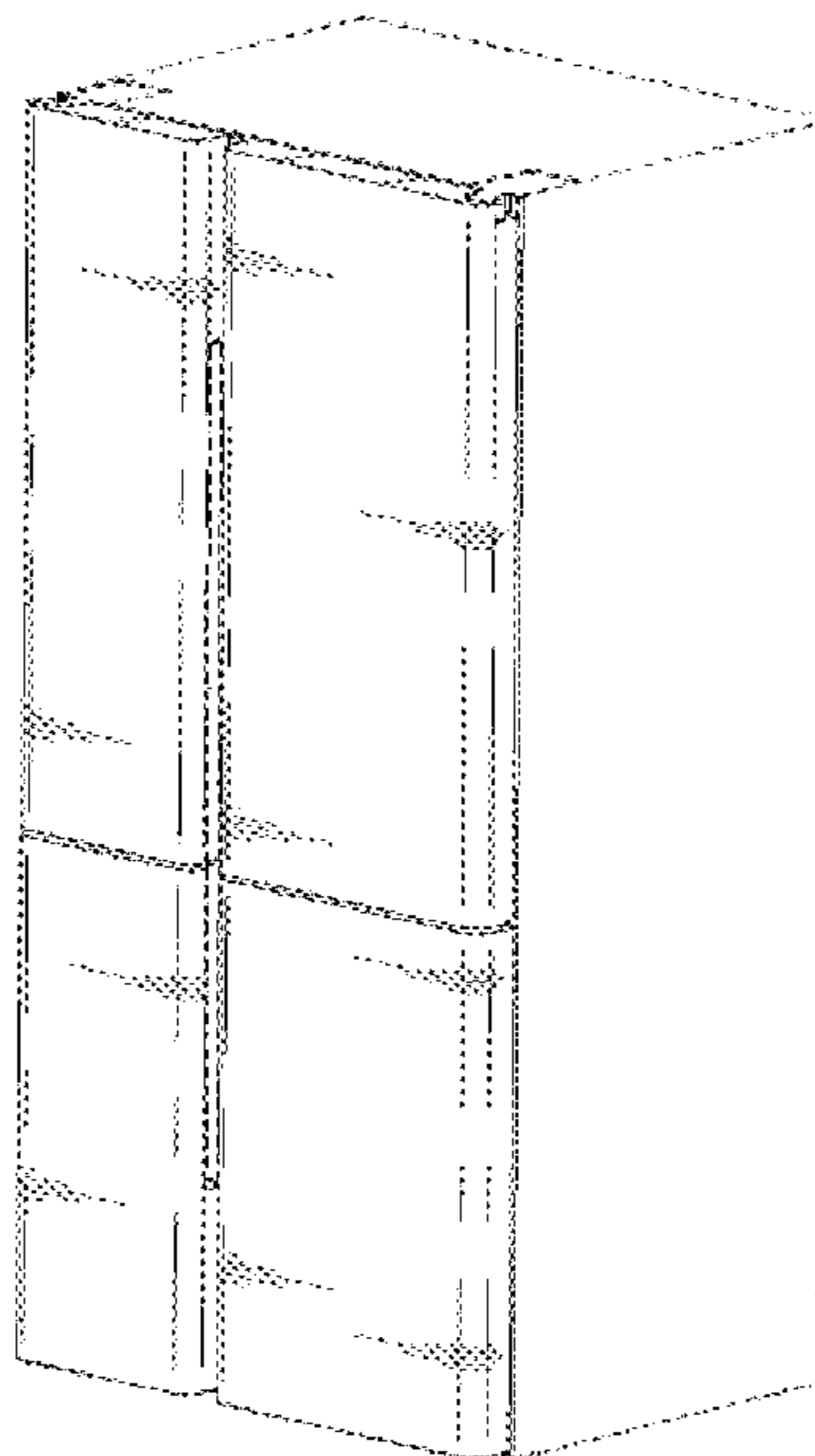
FIG. 5 is a right elevation view thereof;

FIG. 6 is a top view thereof; and,

FIG. 7 is a bottom view thereof.

The broken line portion of the figure drawings is included to show unclaimed subject matter only and forms no part of the claimed design.

1 Claim, 6 Drawing Sheets



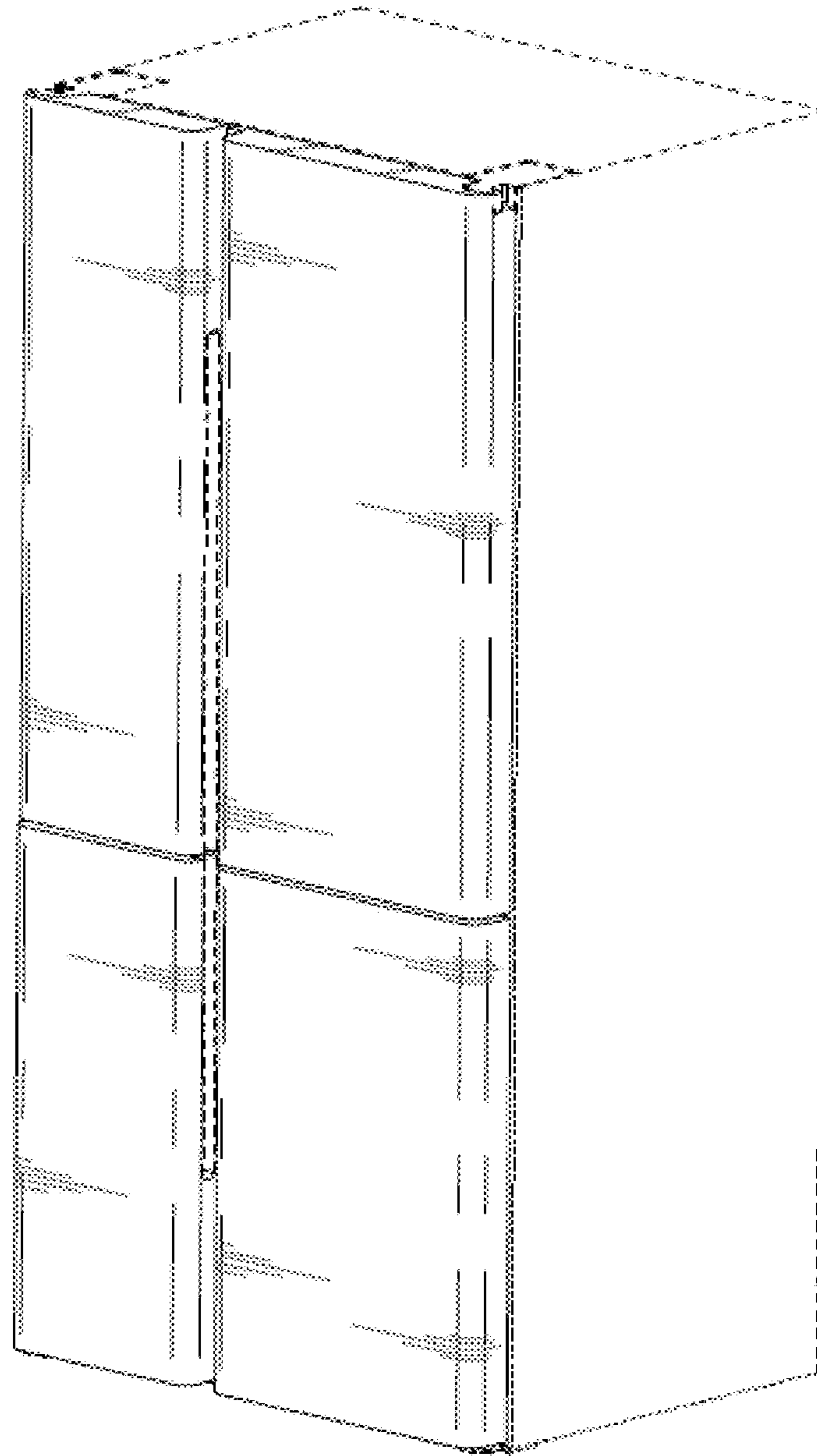


FIG. 1

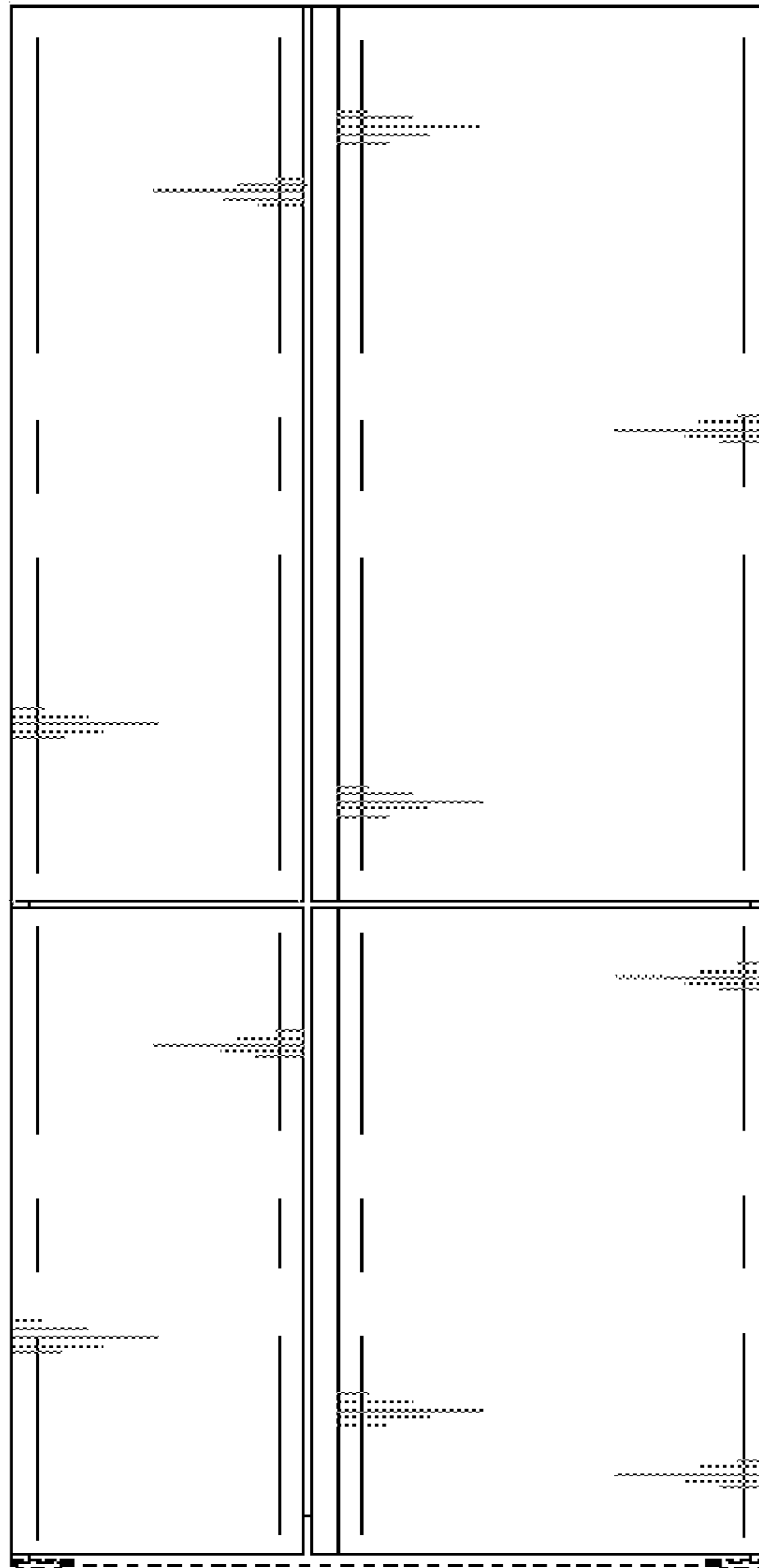


FIG. 2




FIG. 3




FIG. 4

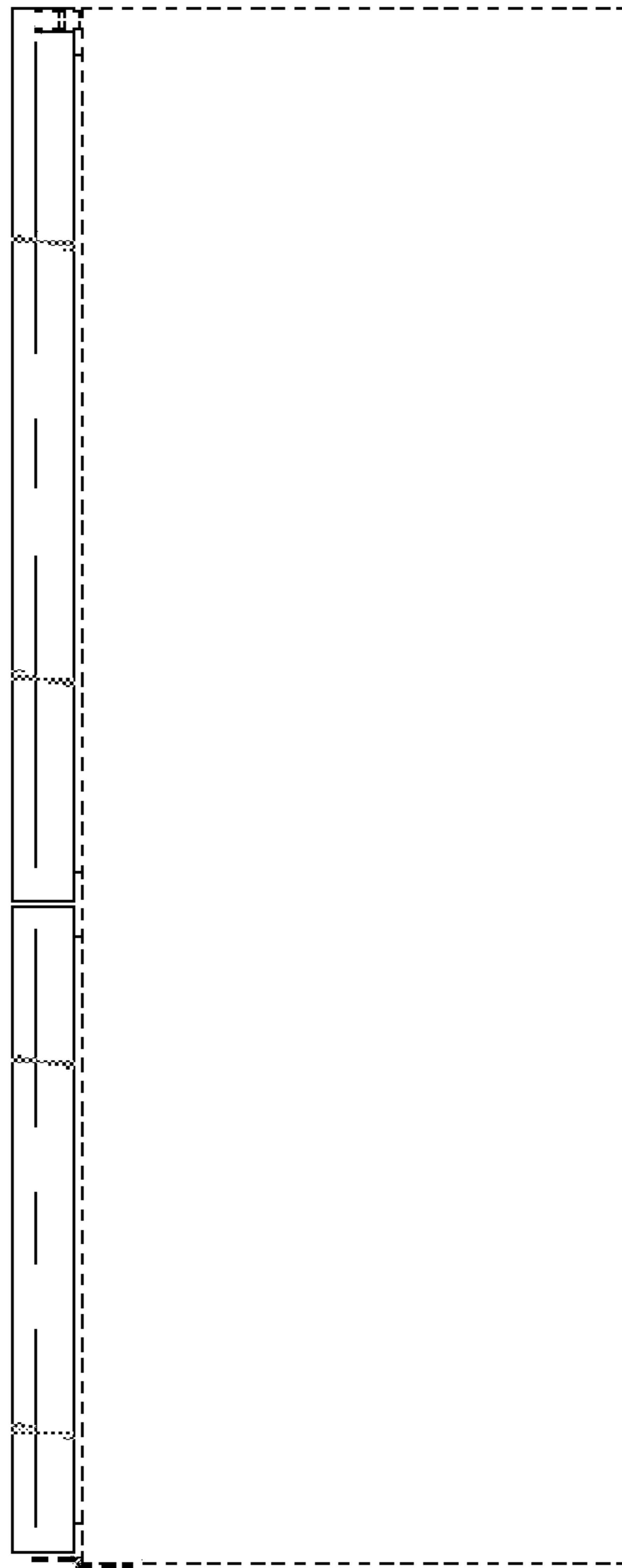


FIG. 5

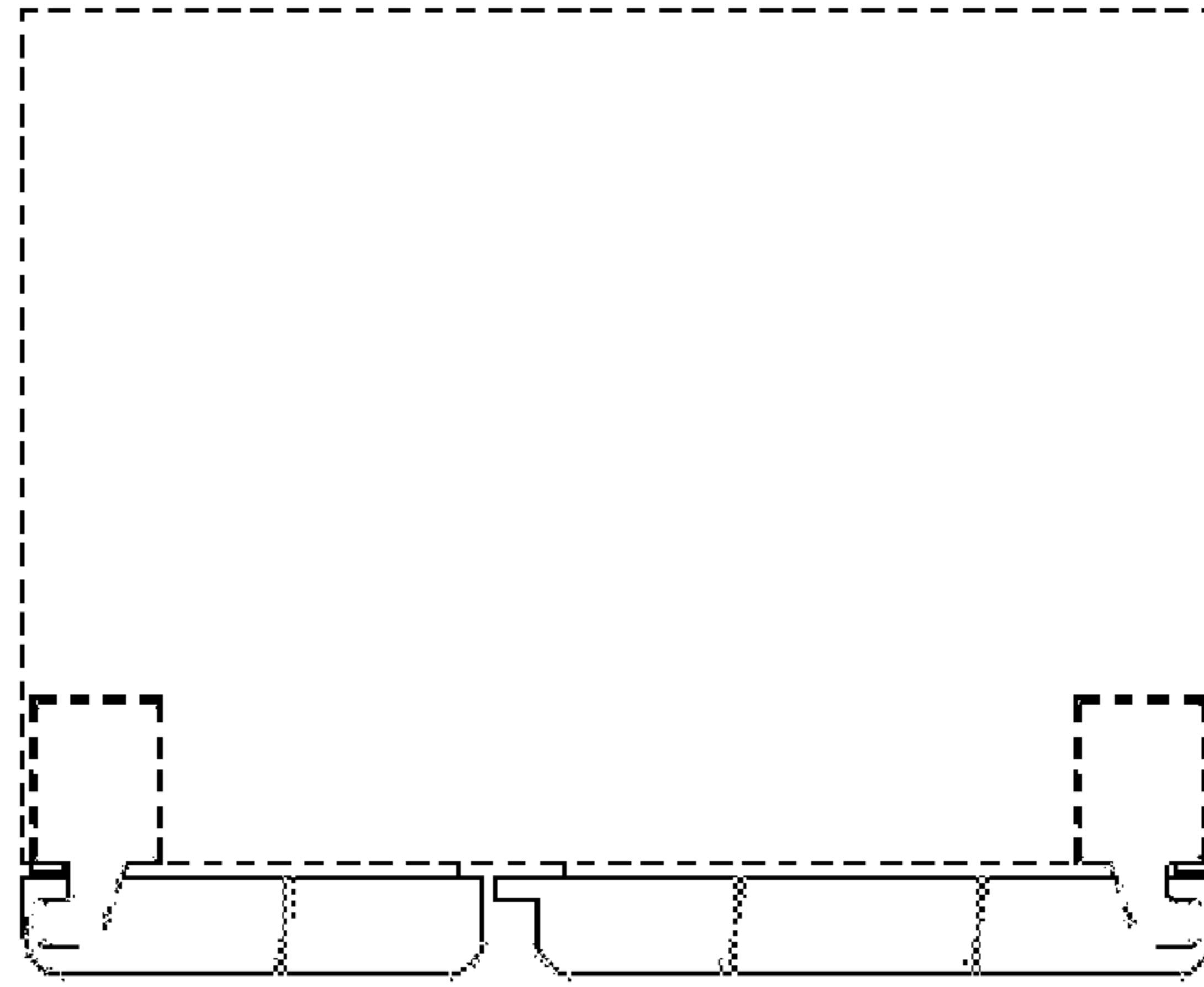


FIG. 6

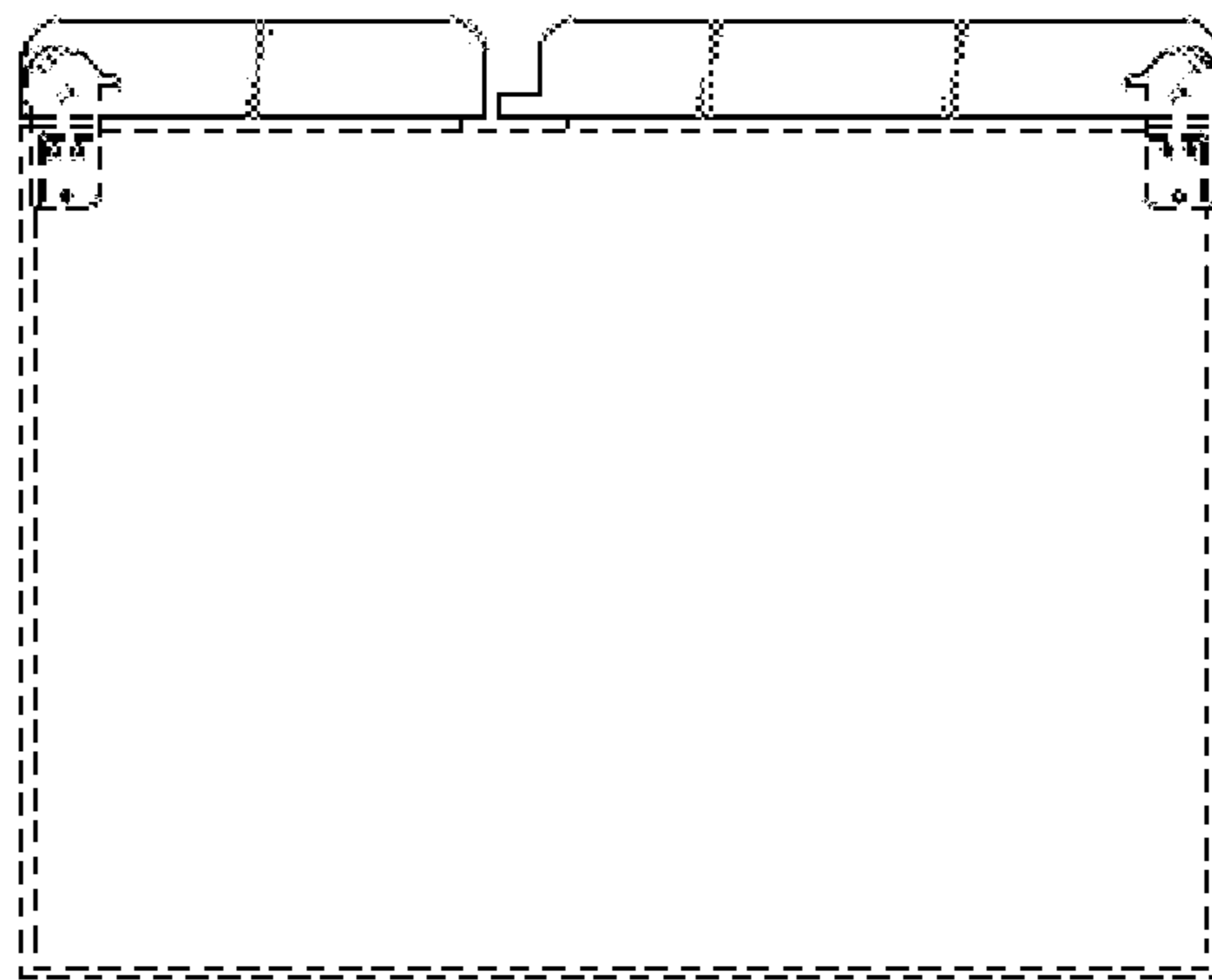


FIG. 7