



US00D872124S

(12) **United States Design Patent**
Chu

(10) **Patent No.:** **US D872,124 S**
(45) **Date of Patent:** **** Jan. 7, 2020**

(54) **MOBILE TERMINAL DISPLAY SCREEN WITH AN ANIMATED GRAPHICAL USER INTERFACE**

(71) Applicant: **BEIJING KINGSOFT INTERNET SECURITY SOFTWARE CO., LTD.,**
Beijing (CN)

(72) Inventor: **Ming Yan Jonathan Chu,** Beijing (CN)

(73) Assignee: **BEIJING KINGSOFT INTERNET SECURITY SOFTWARE CO., LTD.,**
Beijing (CN)

(**) Term: **15 Years**

(21) Appl. No.: **29/640,001**

(22) Filed: **Mar. 11, 2018**

(30) **Foreign Application Priority Data**

Sep. 15, 2017 (CN) 2017 3 0439249

(51) **LOC (12) Cl.** **14-04**

(52) **U.S. Cl.**
USPC **D14/488; D14/486**

(58) **Field of Classification Search**
USPC **D14/485-95**
(Continued)

(56) **References Cited**

U.S. PATENT DOCUMENTS

D580,449 S * 11/2008 Nam D14/486
D640,277 S * 6/2011 Woo D14/487
(Continued)

Primary Examiner — Melanie H Tung

(74) *Attorney, Agent, or Firm* — Hodgson Russ LLP

(57) **CLAIM**

The ornamental design for a mobile terminal display screen with an animated graphical user interface, as shown and described.

DESCRIPTION

FIG. 1 is a front view of a first image of a first embodiment of a mobile terminal display screen with an animated graphical user interface;

FIG. 2 is a front view of a second image thereof, the mobile terminal is omitted for ease of illustration;

FIG. 3 is a front view of a third image thereof;

FIG. 4 is a front view of a fourth image thereof;

FIG. 5 is a front view of a fifth image thereof;

FIG. 6 is a front view of a sixth image thereof;

FIG. 7 is a front view of a first image of a second embodiment thereof;

FIG. 8 is a front view of a second image thereof, the mobile terminal is omitted for ease of illustration;

FIG. 9 is a front view of a third image thereof;

FIG. 10 is a front view of a fourth image thereof;

FIG. 11 is a front view of a fifth image thereof;

FIG. 12 is a front view of a sixth image thereof;

FIG. 13 is a front view of a first image of third embodiment thereof;

FIG. 14 is a front view of a second image thereof, the mobile terminal being is omitted for ease of illustration;

FIG. 15 is a front view of a third image thereof;

FIG. 16 is a front view of a fourth image thereof;

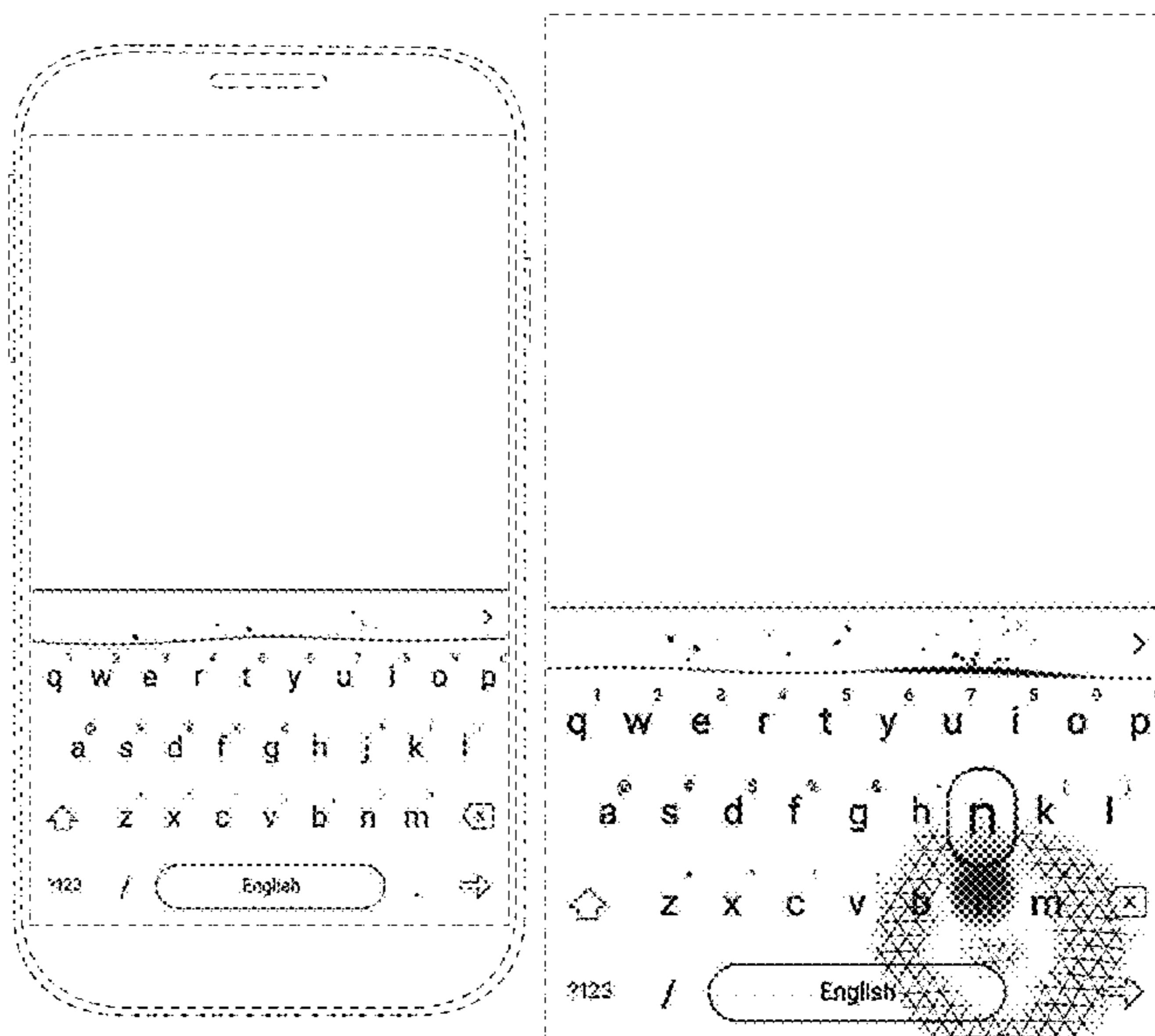
FIG. 17 is a front view of a fifth image thereof; and,

FIG. 18 is a front view of a sixth image thereof.

The appearance of the image transitions sequentially between the images shown in FIGS. 1-6, 7-12, and 13-18, respectively. The process or period in which one image transitions to another forms no part of the claimed design.

The dashed line showing of a mobile terminal in FIGS. 1, 7 and 13 forms no part of the claimed design. The long dash-short dash lines showing of a display screen in all views forms no part of the claimed design.

1 Claim, 12 Drawing Sheets



(58) **Field of Classification Search**

CPC .. G06F 3/0481; G06F 3/0482; G06F 3/04812;
G06F 3/04817; G06F 3/0484; G06F
3/0485; G06F 3/048; G06F 3/0487; G06F
3/0488; G06F 3/04883; G06F 3/04886;
G06F 3/0489

See application file for complete search history.

(56) **References Cited**

U.S. PATENT DOCUMENTS

D640,280	S	*	6/2011	Davis	D14/487
D640,281	S	*	6/2011	Davis	D14/487
D673,170	S	*	12/2012	Davis	D14/487
D709,910	S	*	7/2014	Pasquero	D14/487
D717,825	S	*	11/2014	Pasquero	D14/487
D754,143	S	*	4/2016	Sugimoto	D14/485
D764,519	S	*	8/2016	Mariet	D14/487
D771,082	S	*	11/2016	Chaudhri	D14/486
D771,646	S	*	11/2016	Chaudhri	D14/485
D773,482	S	*	12/2016	Huang	D14/485
D780,800	S	*	3/2017	Bi	D14/486
D785,030	S	*	4/2017	Bhat	D14/487
D785,031	S	*	4/2017	Bhat	D14/487
D785,032	S	*	4/2017	Bhat	D14/487
D785,033	S	*	4/2017	Bhat	D14/487
D785,034	S	*	4/2017	Bhat	D14/487
D845,990	S	*	4/2019	Gao	D14/488
D856,368	S	*	8/2019	Naimark	D14/488
D856,369	S	*	8/2019	Naimark	D14/488
2013/0174082	A1	*	7/2013	Khandker	G06F 3/0485 715/780

* cited by examiner

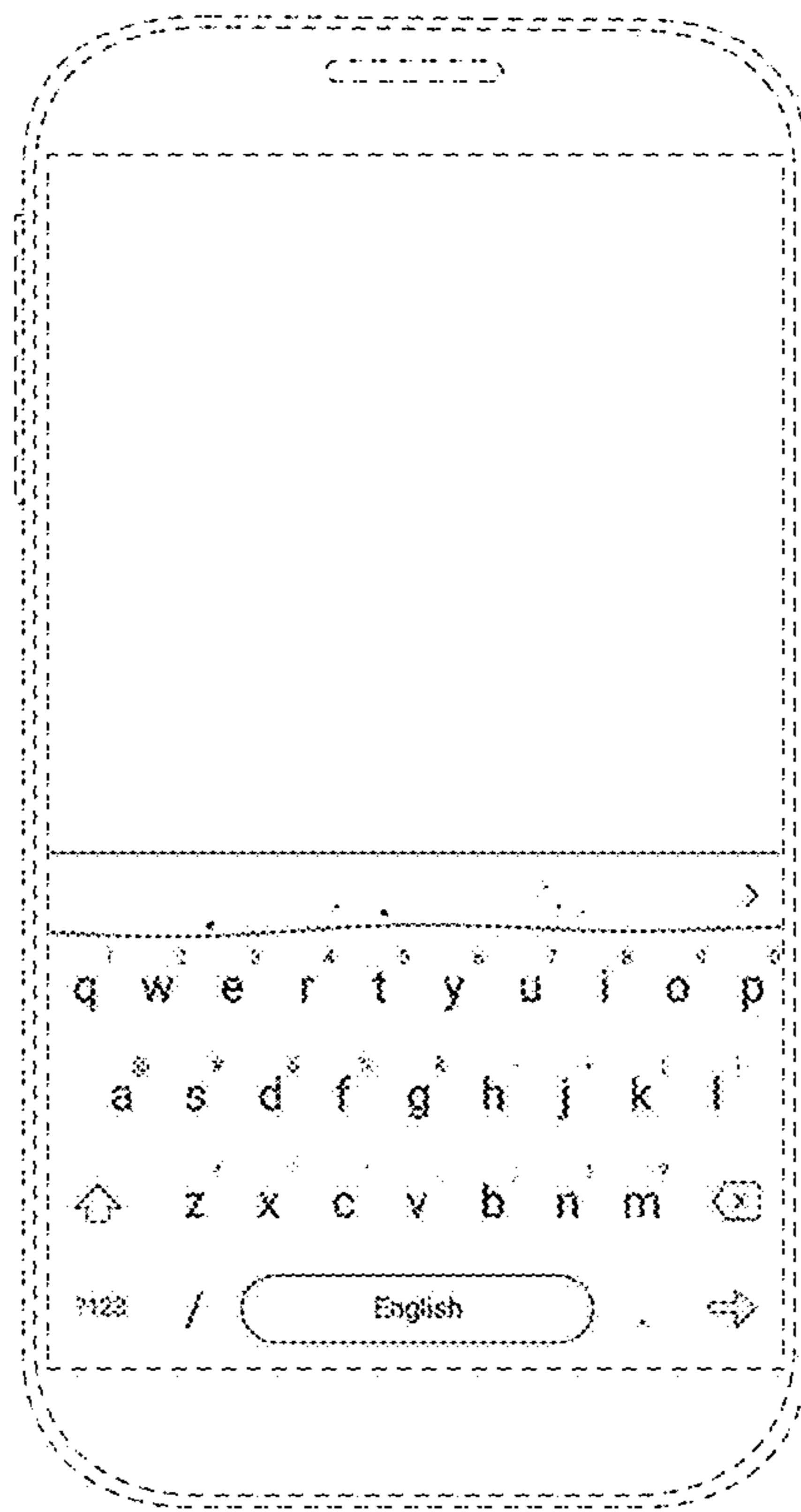


FIG. 1

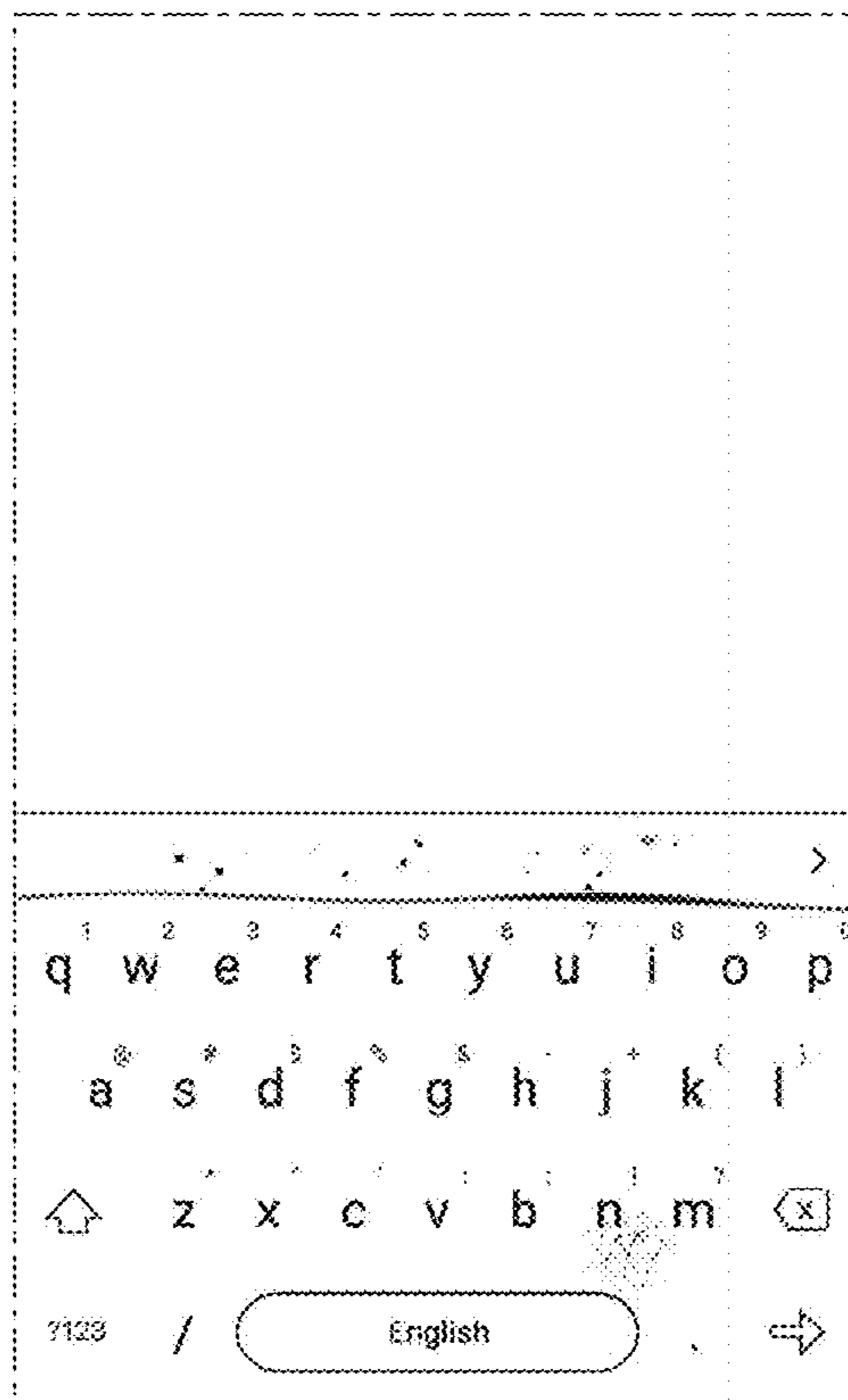


FIG. 2

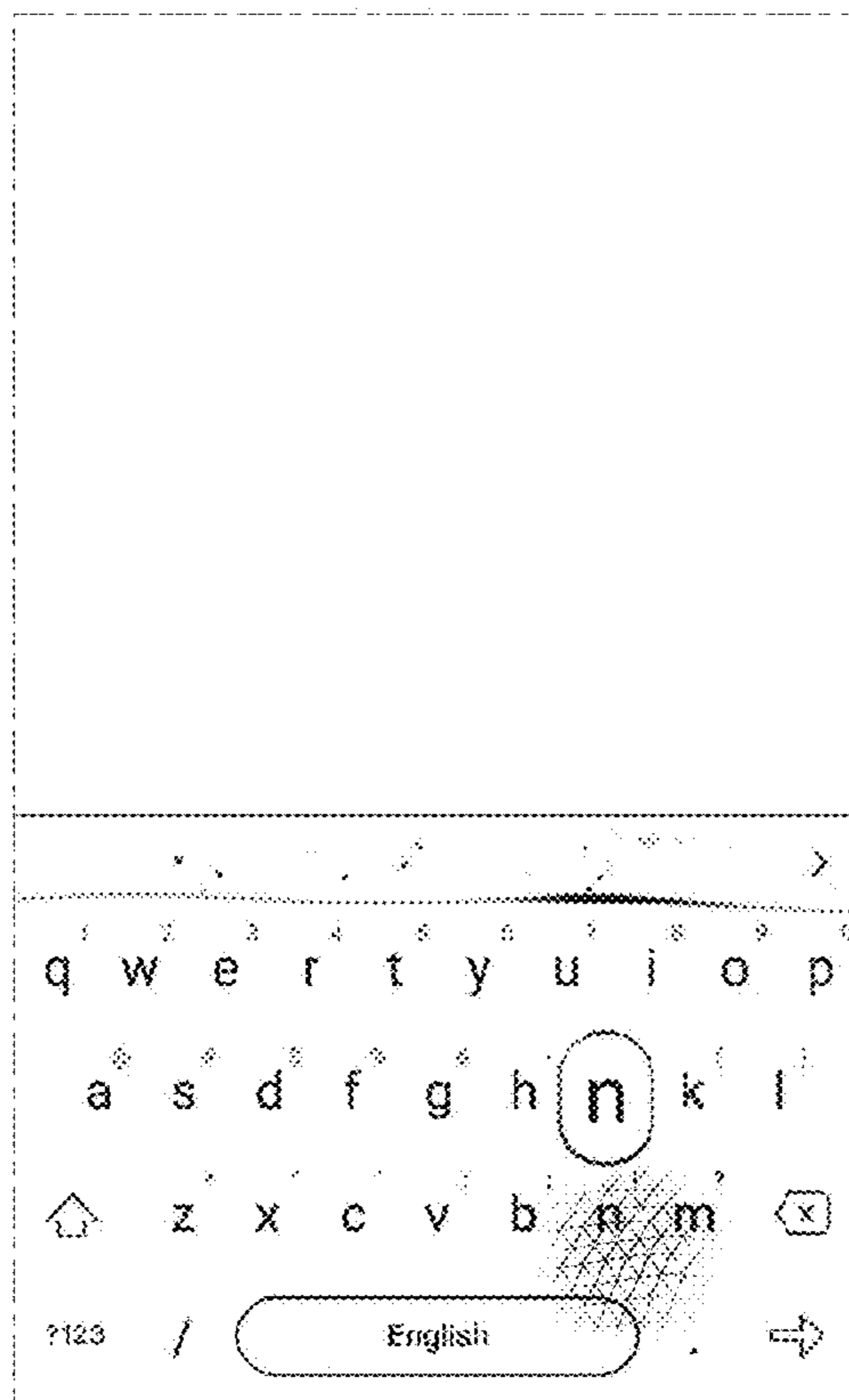


FIG. 3




FIG. 4




FIG. 5




FIG. 6

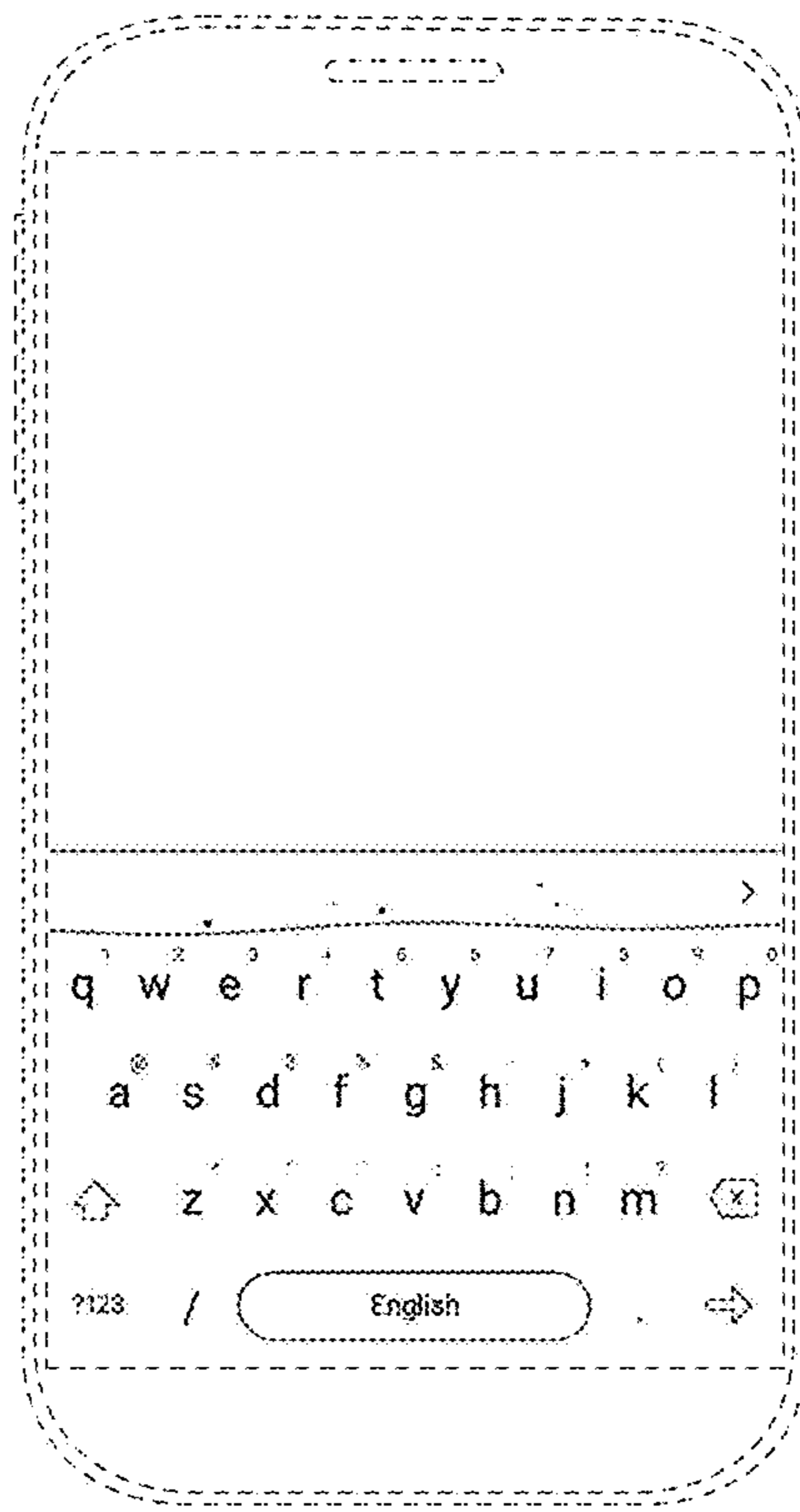


FIG. 7




FIG. 8




FIG. 9

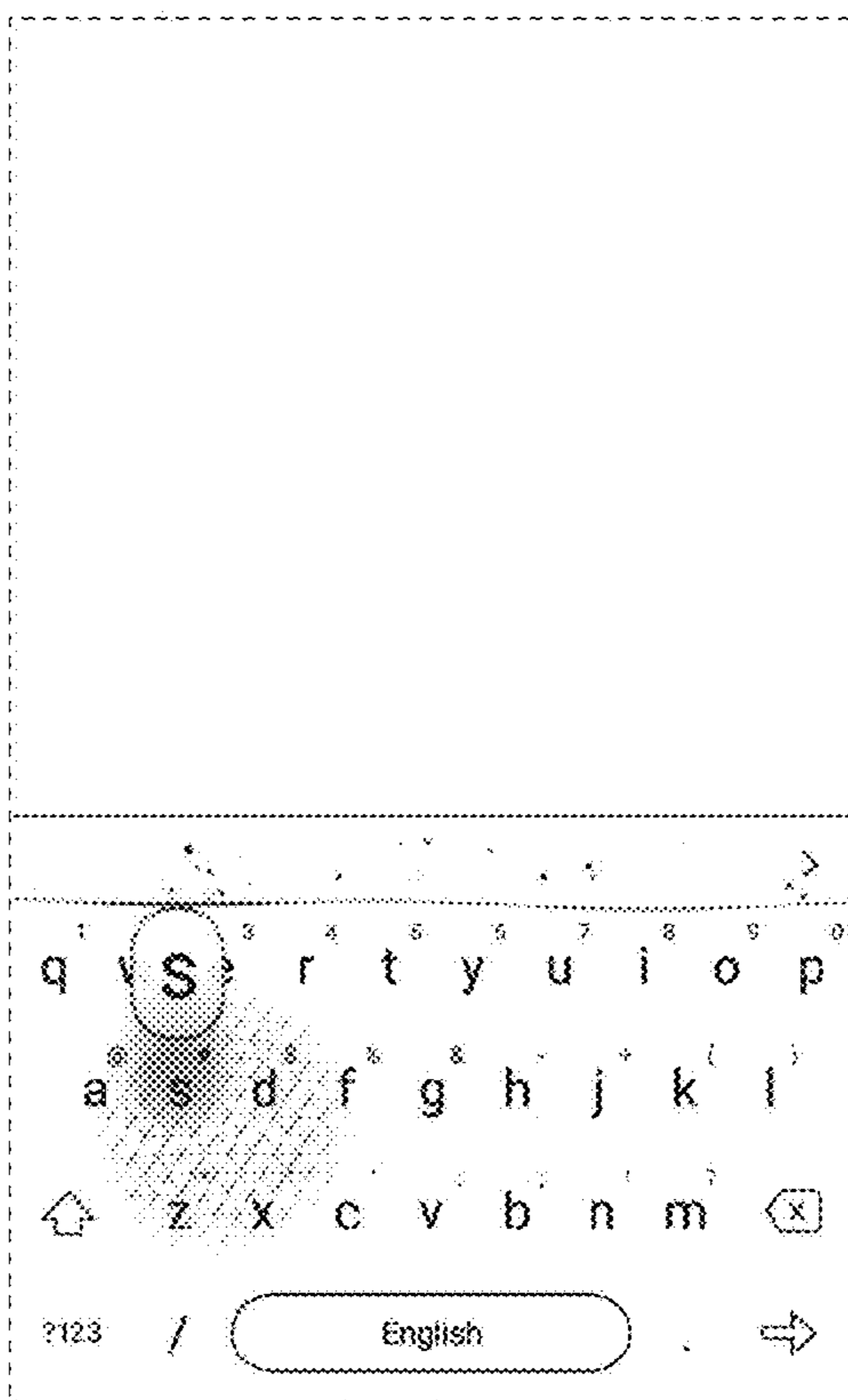


FIG. 10




FIG. 11




FIG. 12




FIG. 13




FIG. 14




FIG. 15




FIG. 16




FIG. 17




FIG. 18