



US00D872080S

(12) **United States Design Patent**
Denhez et al.

(10) **Patent No.:** **US D872,080 S**
(45) **Date of Patent:** **** Jan. 7, 2020**

(54) **HEADSET WITH VISOR**

(71) Applicant: **Microsoft Corporation**, Redmond, WA (US)

(72) Inventors: **Nicolas A. Denhez**, Seattle, WA (US); **Young Duk Song**, Kirkland, WA (US); **YeongKyu Yoo**, Bellevue, WA (US); **Paul A. Bosveld**, Seattle, WA (US); **Carl J. Ledbetter**, Mercer Island, WA (US); **Yuenkeen Cheong**, Sammamish, WA (US); **Michael Bohan**, Maple Valley, WA (US); **Lynda Horton-Jones**, Kirkland, WA (US); **Roy Riccomini**, Saratoga, CA (US); **Jason Paul Williams**, Santa Clara, CA (US); **Andriy Pletenetsky**, Mountain View, CA (US); **Joel B. Jacobs**, Seattle, WA (US)

(73) Assignee: **Microsoft Corporation**, Redmond, WA (US)

(**) Term: **15 Years**

(21) Appl. No.: **29/665,845**

(22) Filed: **Oct. 8, 2018**

(51) **LOC (12) Cl.** **14-02**

(52) **U.S. Cl.**
USPC **D14/372**; D29/122

(58) **Field of Classification Search**
USPC D14/372, 496, 432, 371, 125, 126, 129, D14/299; D16/300-342; 351/158, 153, 351/144; 345/7-9, 905; 455/344; 348/115, 53, 121, 739; D29/122
CPC G02B 27/017; G02B 27/0158; G02B 27/0161; G02B 27/0181; G02B 27/0185; G02B 27/0189

See application file for complete search history.

(56) **References Cited**

U.S. PATENT DOCUMENTS

D293,328 S	12/1987	Murphy et al.
D293,450 S	12/1987	Jannard
5,519,460 A	5/1996	Mills
D504,428 S	4/2005	Napolitano et al.
D565,640 S	4/2008	Estrem
D571,838 S	6/2008	Yee
D574,405 S	8/2008	Yee
D601,641 S	10/2009	Yeung
D645,862 S	9/2011	Paul
D687,434 S	8/2013	Serota

(Continued)

OTHER PUBLICATIONS

U.S. Appl. No. 29/665,841, filed Oct. 8, 2018.

(Continued)

Primary Examiner — Randall H Gholson

(74) *Attorney, Agent, or Firm* — Banner & Witcoff, Ltd.

(57) **CLAIM**

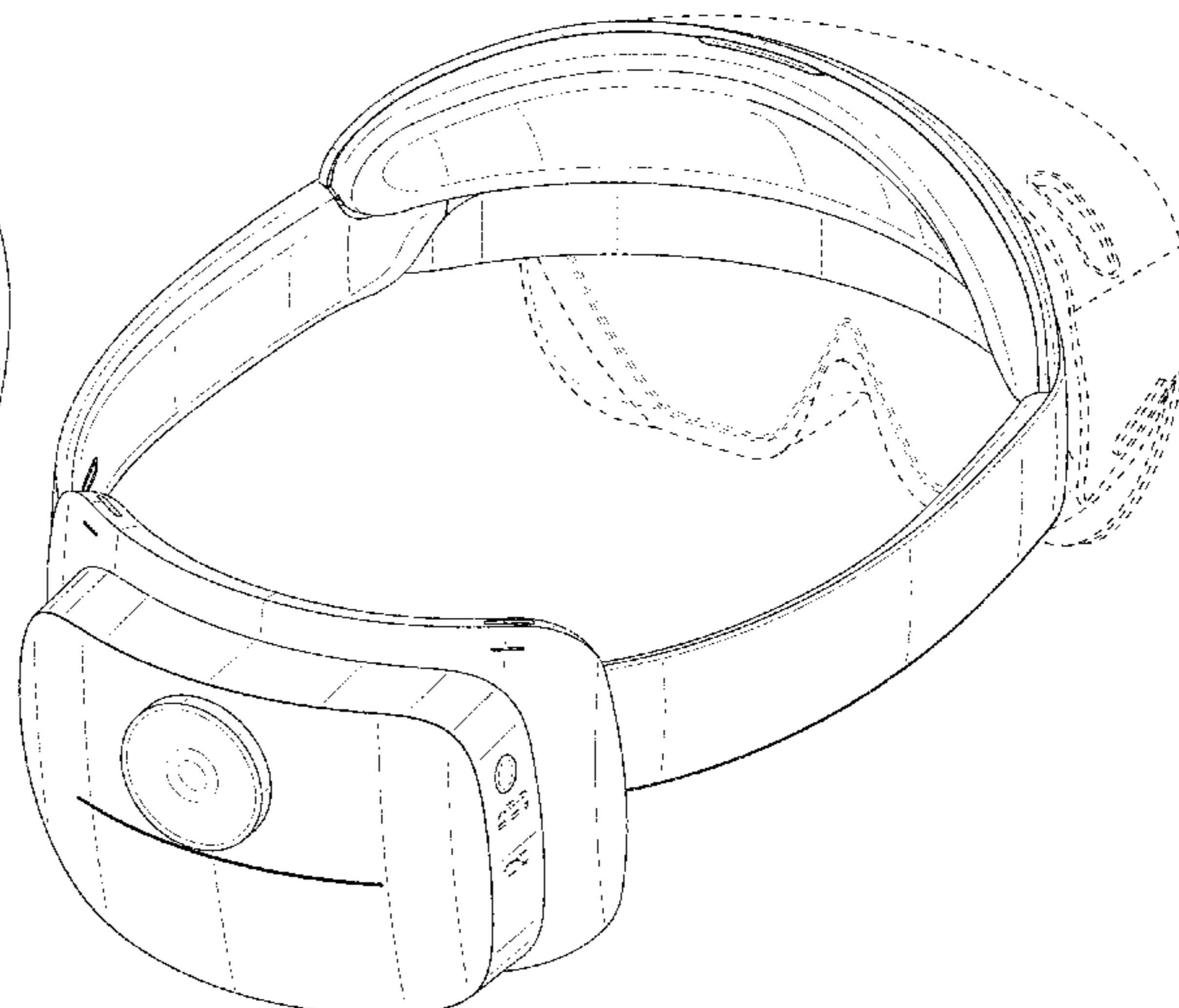
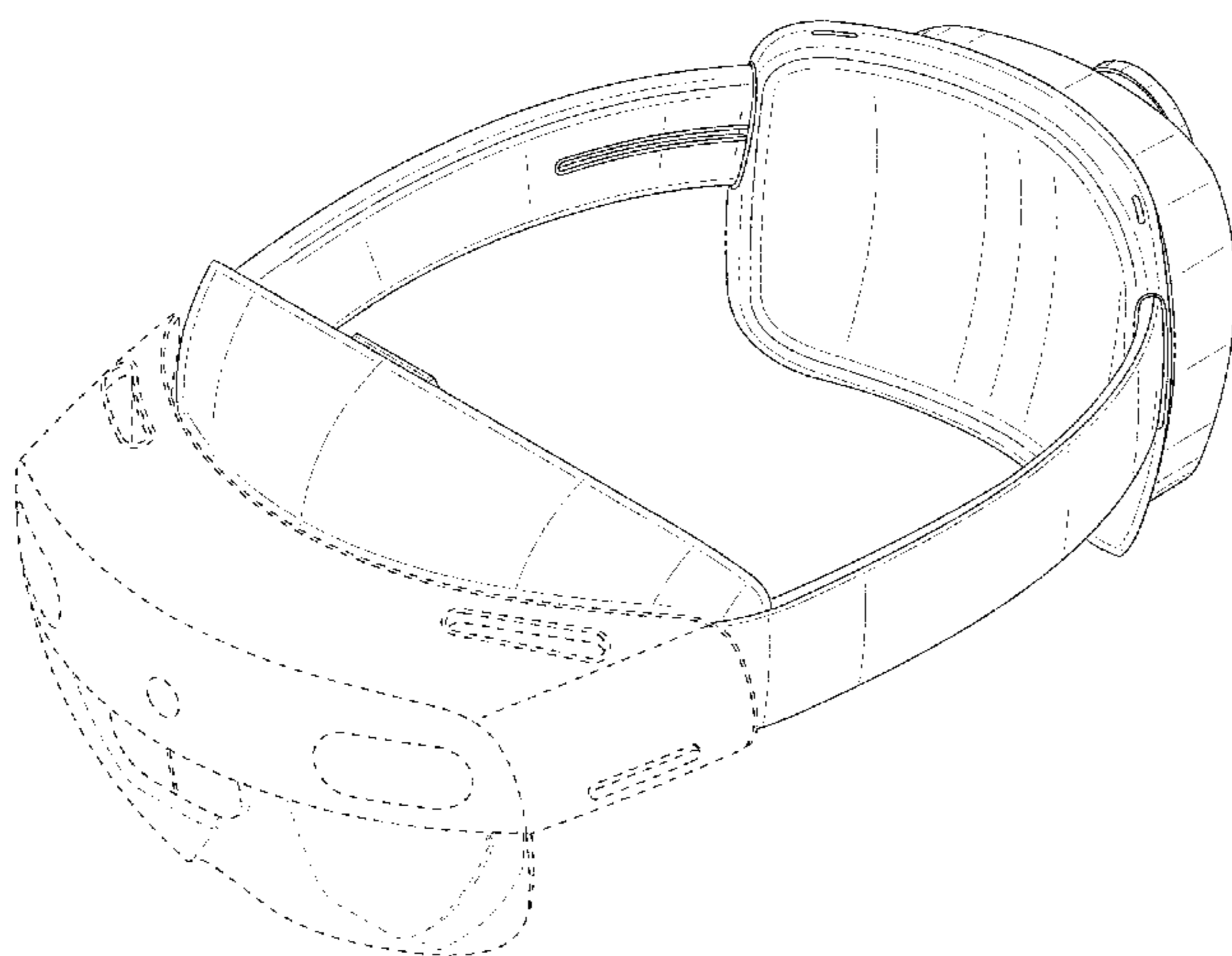
The ornamental design for a headset with visor, as shown and described.

DESCRIPTION

FIG. 1 is a top front perspective view of a headset with visor showing our new design;
FIG. 2 is a top rear perspective view thereof;
FIG. 3 is a front view thereof;
FIG. 4 is a rear view thereof;
FIG. 5 is a right side view thereof;
FIG. 6 is a left side view thereof;
FIG. 7 is a top view thereof; and,
FIG. 8 is a bottom view thereof.

The broken lines depicting of the remainder of the headset with visor show features that form no part of the claimed design.

1 Claim, 8 Drawing Sheets



(56)

References Cited

U.S. PATENT DOCUMENTS

D701,206 S 3/2014 Luckey et al.
 D704,706 S 5/2014 Serota
 D709,880 S 7/2014 Kim et al.
 D713,406 S 9/2014 Pombo et al.
 D714,786 S 10/2014 Pombo et al.
 D719,953 S 12/2014 Nokuo et al.
 D722,054 S 2/2015 Serota
 D724,559 S 3/2015 Reaux
 D725,690 S 3/2015 Garflas
 D727,318 S 4/2015 Garcia Marin et al.
 D727,896 S 4/2015 Laluque
 D739,855 S 9/2015 Bosveld et al.
 D740,283 S 10/2015 Bosveld et al.
 D740,810 S 10/2015 Bosveld et al.
 D740,811 S 10/2015 Bosveld et al.
 D740,812 S 10/2015 Bosveld et al.
 D740,813 S 10/2015 Bosveld et al.
 D740,814 S 10/2015 Bosveld et al.
 D740,815 S 10/2015 Bosveld et al.
 D740,816 S 10/2015 Bosveld et al.

D741,322 S 10/2015 Bosveld et al.
 D741,323 S 10/2015 Bosveld et al.
 D741,324 S 10/2015 Bosveld et al.
 D741,325 S 10/2015 Bosveld et al.
 D741,326 S 10/2015 Bosveld et al.
 D741,858 S 10/2015 Bosveld et al.
 D741,859 S 10/2015 Bosveld et al.
 D741,860 S 10/2015 Bosveld et al.
 D748,628 S 2/2016 Bosveld et al.
 D761,257 S * 7/2016 Passmore D14/372
 D805,073 S * 12/2017 Yee D14/372
 D825,561 S * 8/2018 Gribetz D14/372
 2013/0237146 A1 9/2013 Serota
 2013/0285886 A1 10/2013 Pombo et al.

OTHER PUBLICATIONS

U.S. Appl. No. 29/665,849, filed Oct. 8, 2018.
 U.S. Appl. No. 29/665,855, filed Oct. 8, 2018.
 U.S. Appl. No. 29/665,857, filed Oct. 8, 2012.
 U.S. Appl. No. 29/665,859, filed Oct. 8, 2018.

* cited by examiner




FIG. 1



FIG. 2

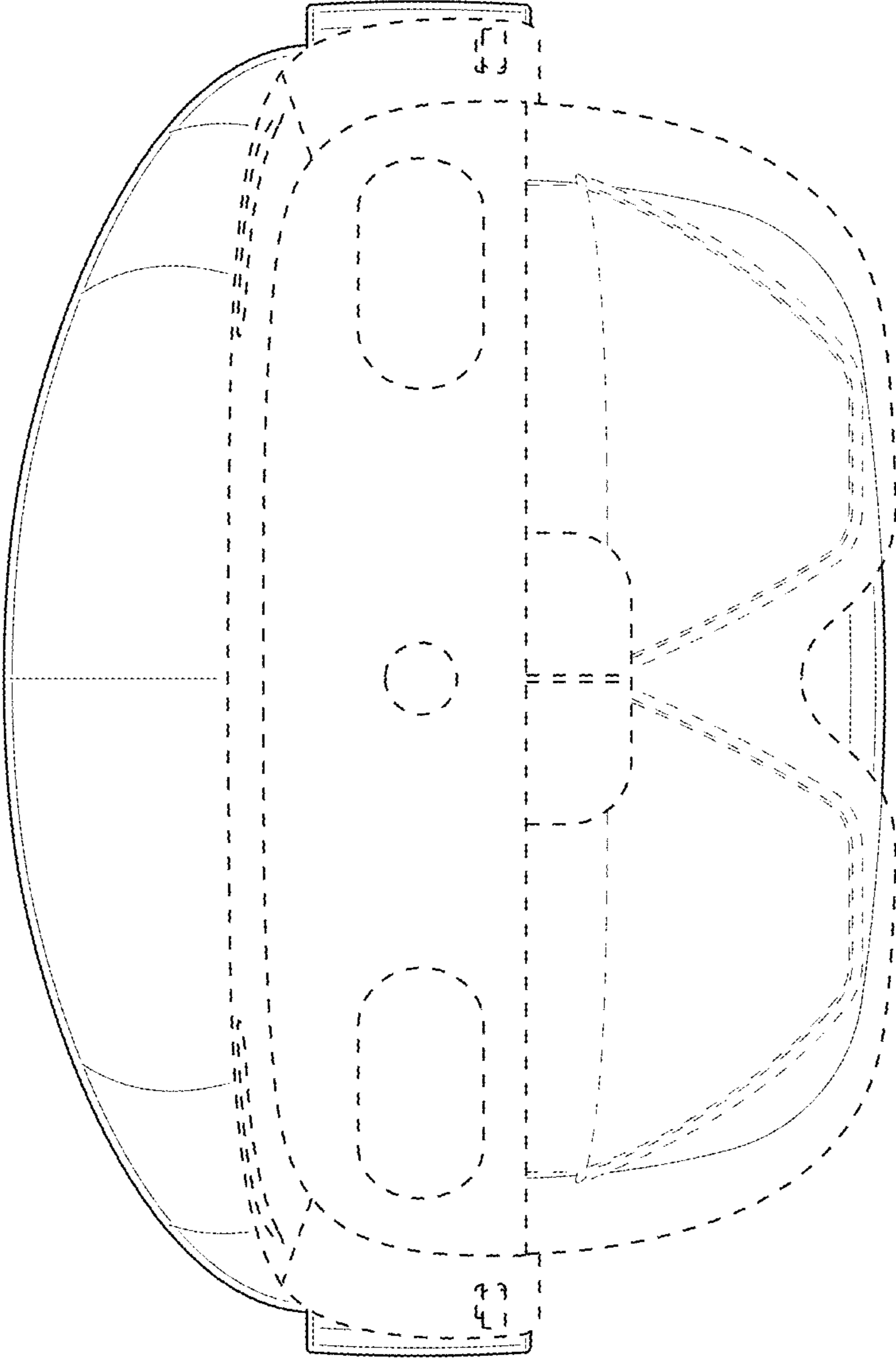


FIG. 3

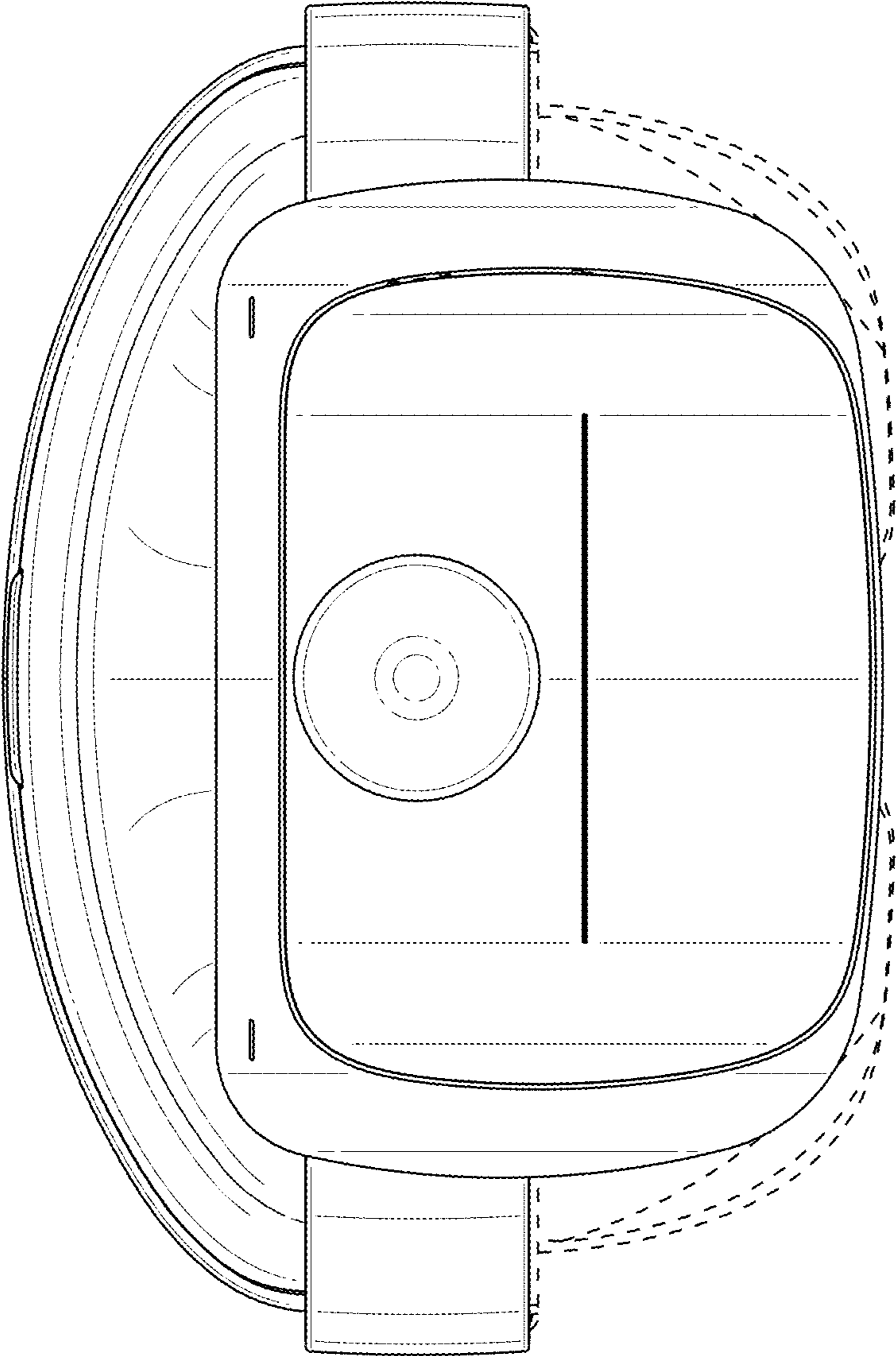


FIG. 4

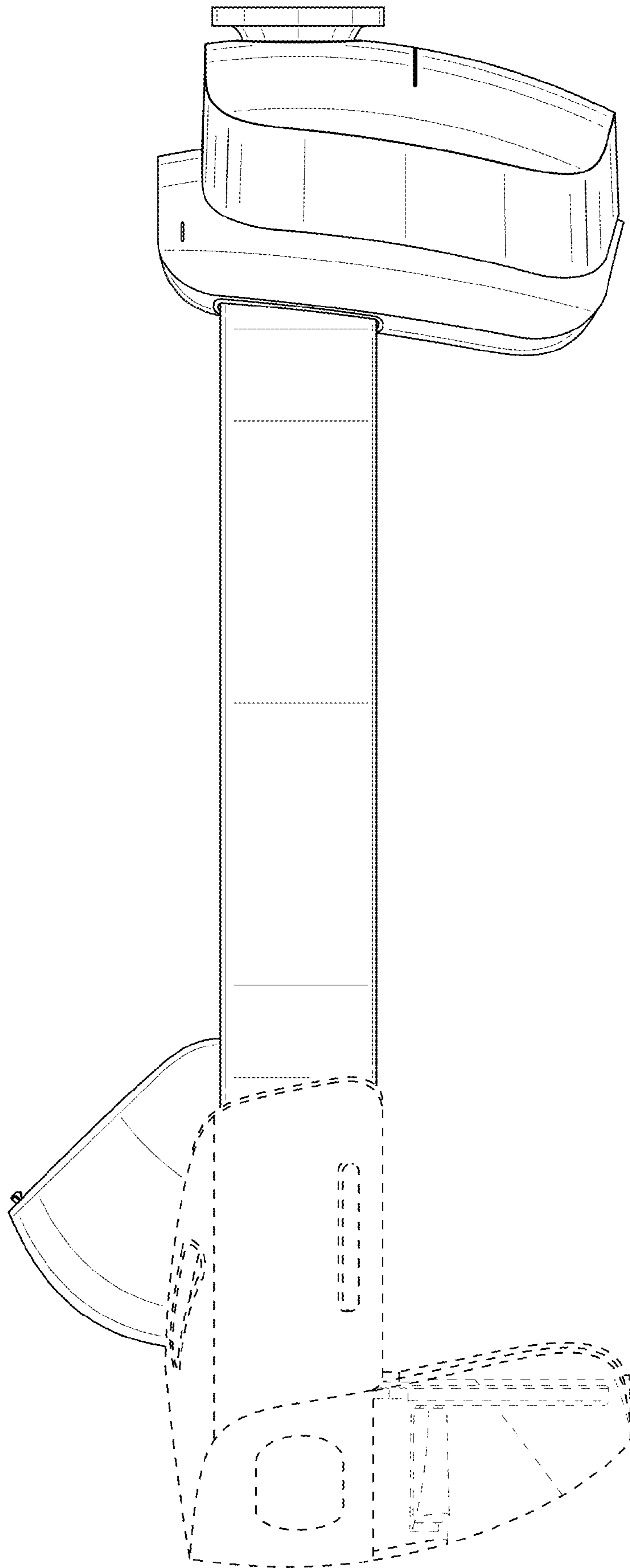


FIG. 5

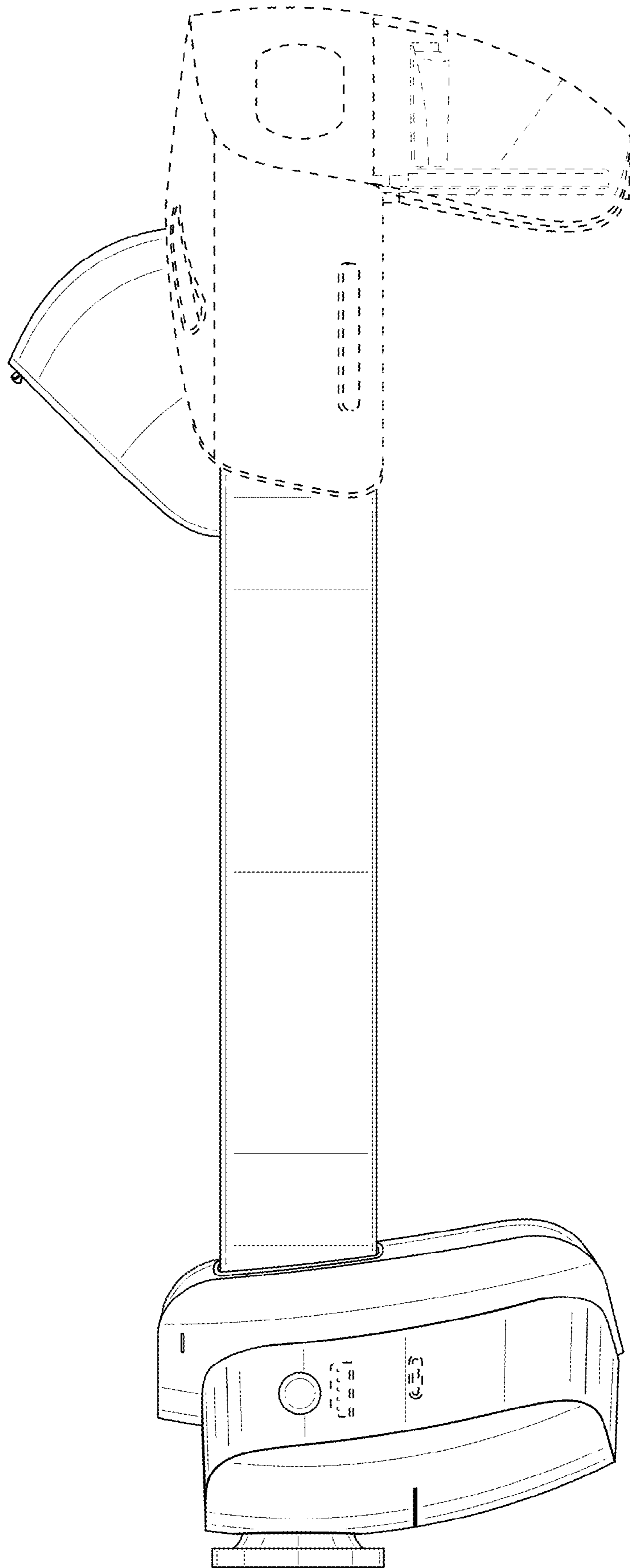


FIG. 6

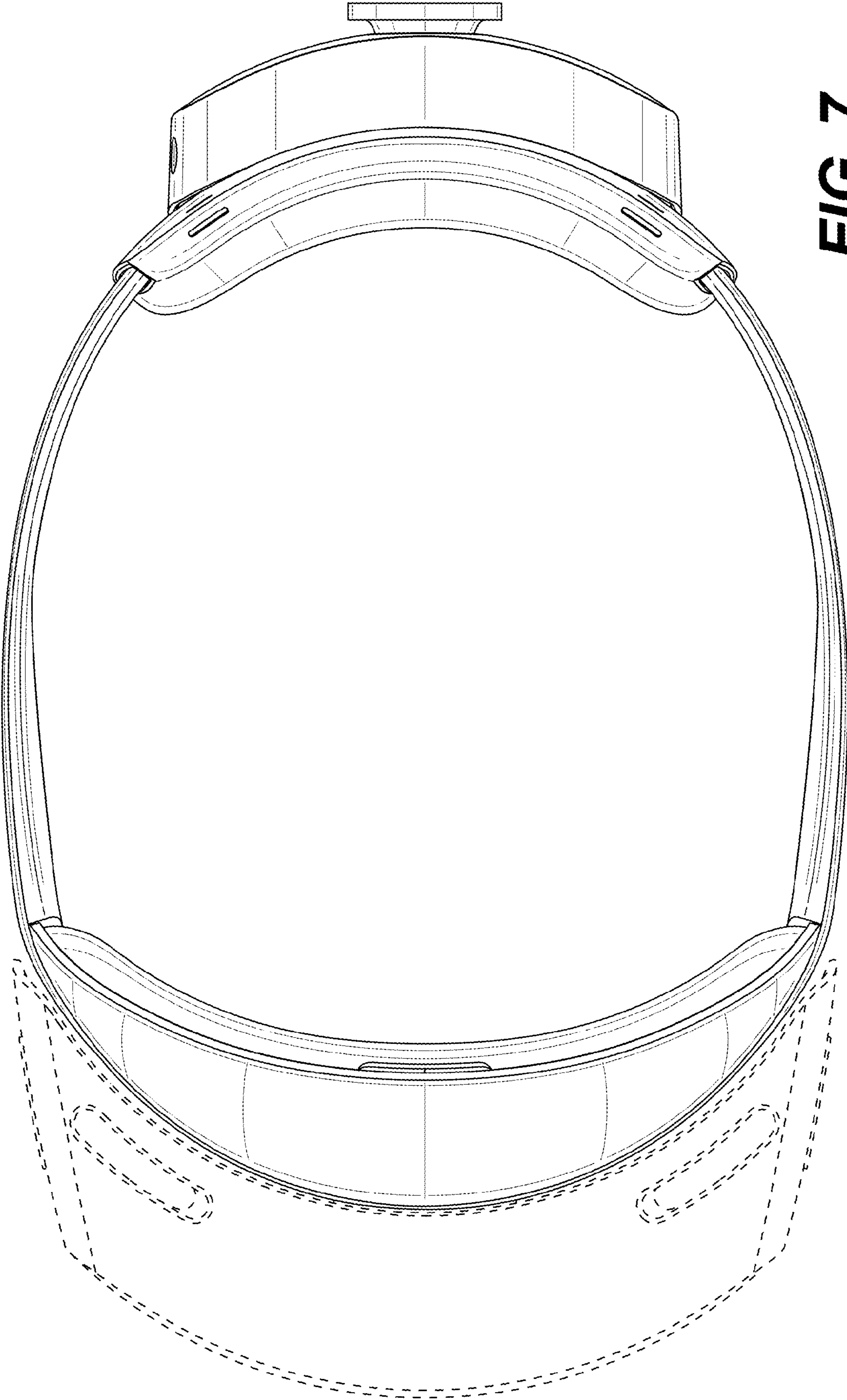


FIG. 7

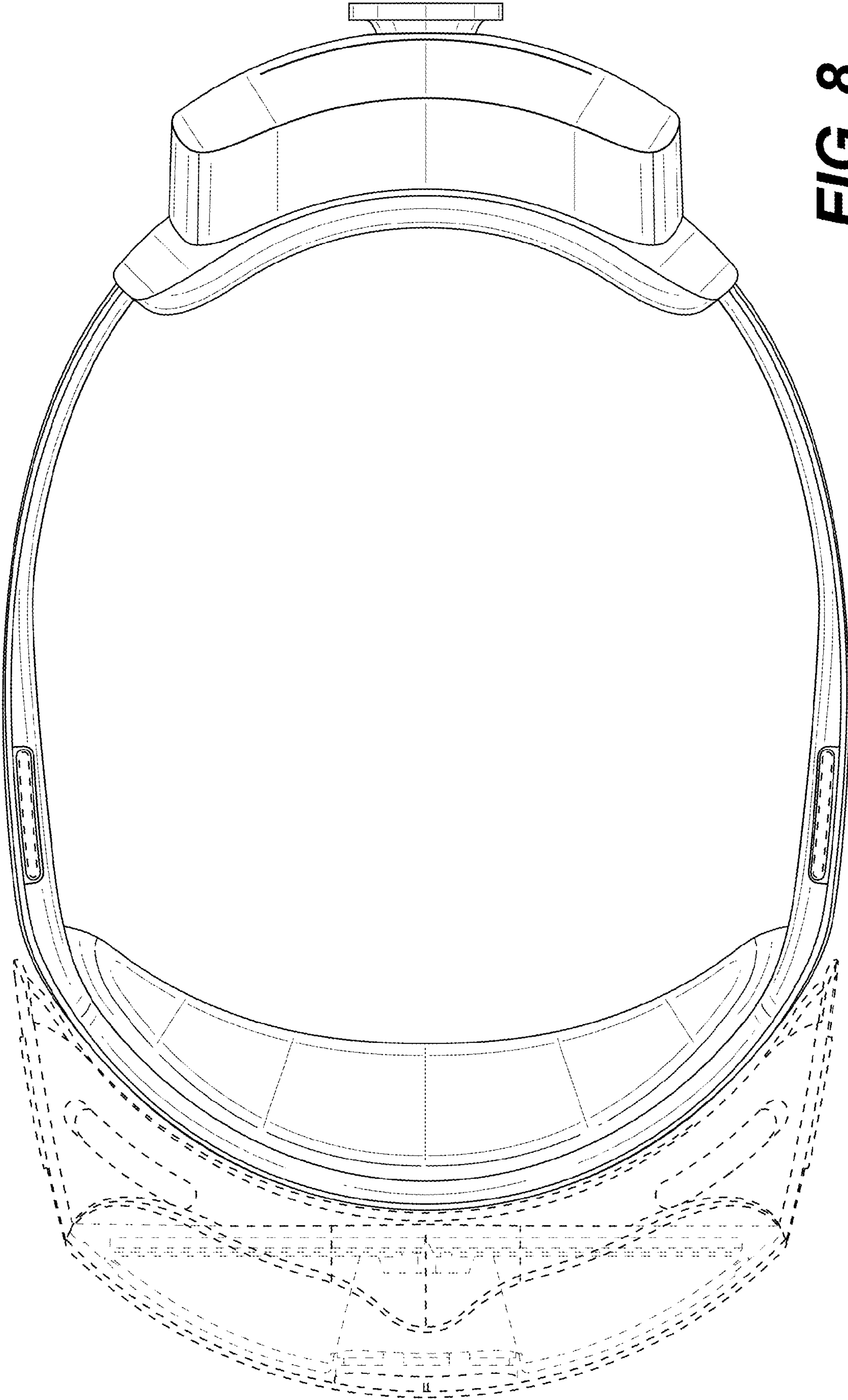


FIG. 8