



US00D872065S

(12) **United States Design Patent**
Cai

(10) **Patent No.:** **US D872,065 S**

(45) **Date of Patent:** **** Jan. 7, 2020**

- (54) **EARPHONE**
- (71) Applicant: **Guangzhou Lanshidun Electronic Limited Company, Guangzhou (CN)**
- (72) Inventor: **Hejin Cai, Guangzhou (CN)**
- (73) Assignee: **Guangzhou Lanshidun Electronic Limited Company, Guangzhou (CN)**
- (**) Term: **15 Years**
- (21) Appl. No.: **29/660,068**
- (22) Filed: **Aug. 16, 2018**
- (51) **LOC (12) Cl.** **14-01**
- (52) **U.S. Cl.**
USPC **D14/223**
- (58) **Field of Classification Search**
USPC D14/223, 205; 181/129, 130, 135;
379/430, 431; 381/380, 381, 374;
455/90.3, 575.1, 569.1
CPC H04R 1/10; H04R 25/00; H04R 1/1066;
H04R 1/1016; H04R 5/033; H04R 5/0335
See application file for complete search history.

(56) **References Cited**

U.S. PATENT DOCUMENTS

- 4,991,838 A * 2/1991 Groves A63B 43/008
473/451
- D443,261 S * 6/2001 Yuyama D14/223
- D470,129 S * 2/2003 Hlas D14/205
- D505,411 S * 5/2005 Sakai D14/192
- D508,479 S * 8/2005 Okada D14/206
- D508,911 S * 8/2005 Sanders D14/223
- D519,108 S * 4/2006 Yang D14/223
- D529,901 S * 10/2006 Ohta D14/223
- D542,282 S * 5/2007 Yoshiyama D14/223
- D543,968 S * 6/2007 Wong D14/205
- D543,972 S * 6/2007 Taylor D14/223
- D554,627 S * 11/2007 Gondo D14/223
- D567,217 S * 4/2008 Kamo D14/205

- 7,356,362 B2 * 4/2008 Chang H04R 1/1033
379/430
- D569,841 S * 5/2008 Chung D14/205
- D572,703 S * 7/2008 Ledbetter D14/205
- D574,814 S * 8/2008 Hammond D14/205
- D593,075 S * 5/2009 Williams D14/223
- D594,441 S * 6/2009 Lee D14/205
- D599,778 S * 9/2009 Ando D14/205
- D602,905 S * 10/2009 Morisawa D14/205
- D619,122 S * 7/2010 Nomura D14/223
- D621,389 S * 8/2010 Nagayama D14/223
- D627,766 S * 11/2010 Arimoto D14/223
- D633,086 S * 2/2011 Chen D14/223
- D641,008 S * 7/2011 Lee D14/223
- D648,708 S * 11/2011 Katsuraku D14/223
- D663,291 S * 7/2012 Gondo D14/223
- D669,453 S * 10/2012 Katsuraku D14/223

(Continued)

FOREIGN PATENT DOCUMENTS

- JP D0619122 * 7/2010
- JP D1423521 * 8/2011

Primary Examiner — Paula Allen Greene

(74) *Attorney, Agent, or Firm* — JCIPRNET

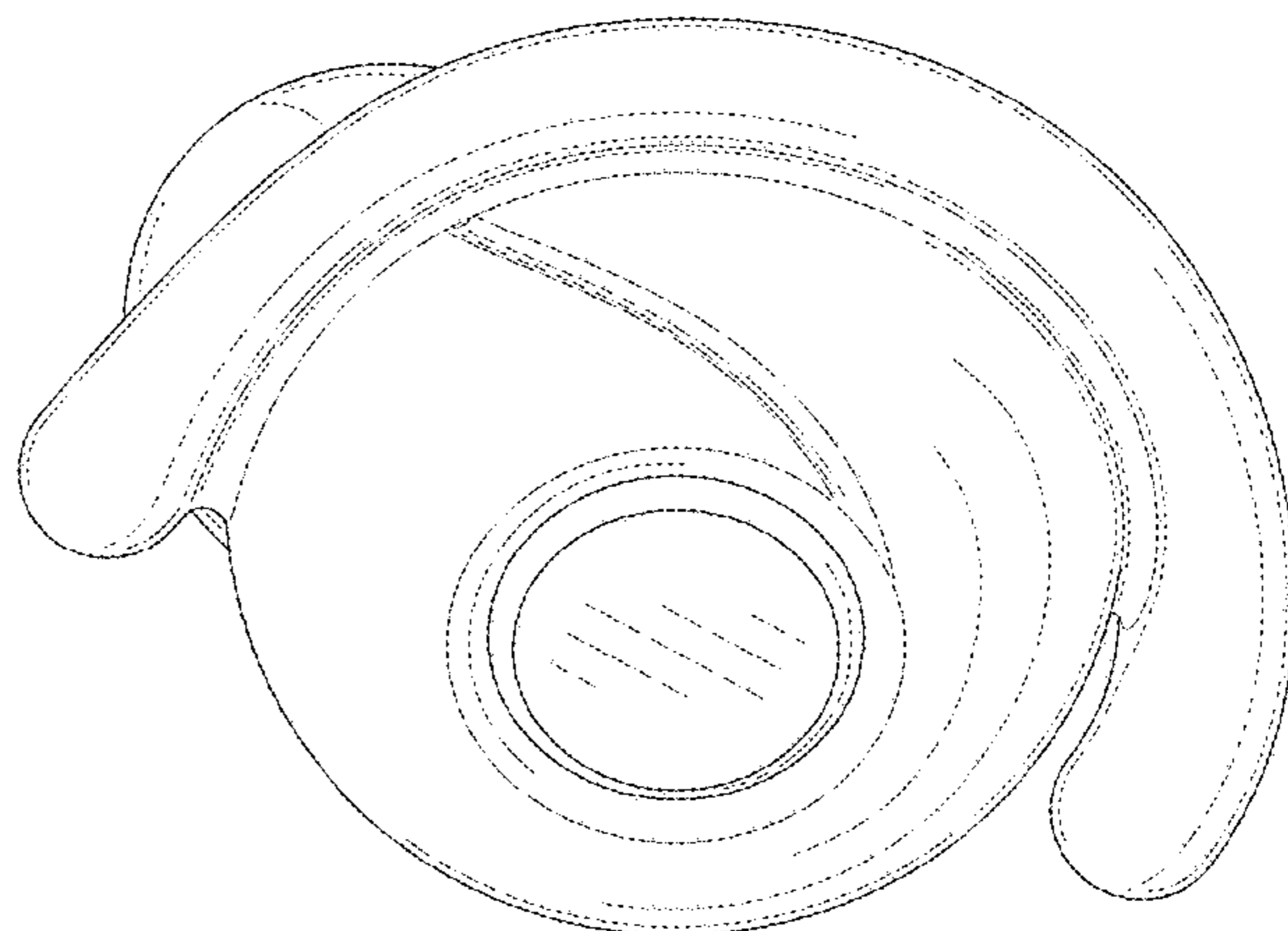
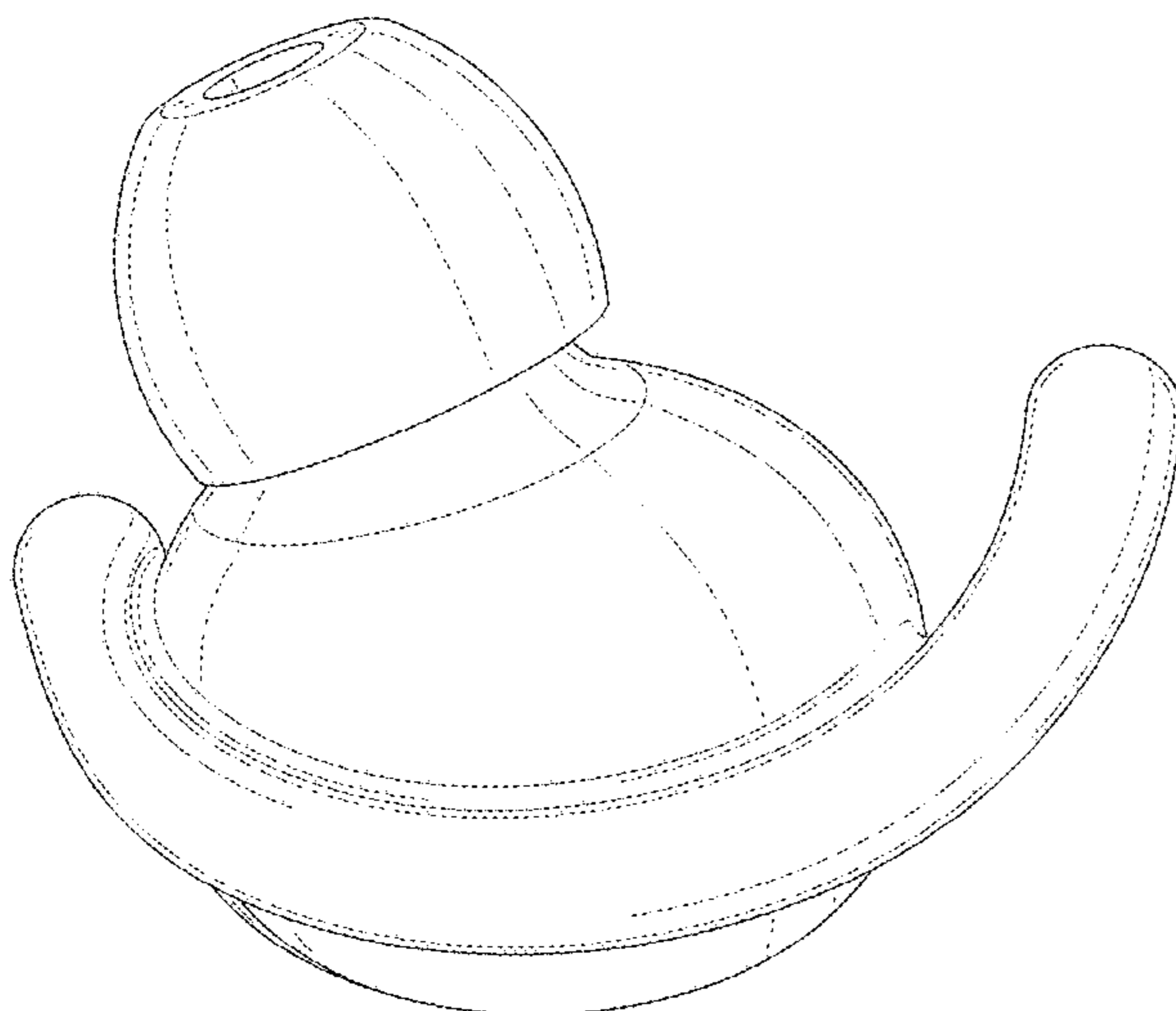
(57) **CLAIM**

The ornamental design for an earphone, as shown and described.

DESCRIPTION

FIG. 1 is a perspective view of an earphone showing my new design;
 FIG. 2 is another perspective view thereof;
 FIG. 3 is a front view thereof;
 FIG. 4 is a rear view thereof;
 FIG. 5 is a left side view thereof;
 FIG. 6 is a right side view thereof;
 FIG. 7 is a top view thereof; and,
 FIG. 8 is a bottom view thereof.

1 Claim, 8 Drawing Sheets



(56)

References Cited

U.S. PATENT DOCUMENTS

D674,904 S * 1/2013 Aunio D14/223
 8,391,536 B2 * 3/2013 Hashimoto H04R 1/1016
 381/370
 D680,102 S * 4/2013 Chen D14/223
 D698,761 S * 2/2014 Bao D14/223
 D699,226 S * 2/2014 Yoon D14/206
 D705,195 S * 5/2014 Inukai H04R 1/10
 D14/223
 D711,356 S * 8/2014 Yang D14/223
 D713,385 S * 9/2014 Burgett D14/223
 8,831,266 B1 * 9/2014 Huang H04R 1/1091
 381/380
 D716,272 S * 10/2014 Yang D14/223
 D718,744 S * 12/2014 Thompson D14/223
 D719,548 S * 12/2014 Thompson D14/223
 D740,255 S * 10/2015 Samrelius D14/206
 D746,792 S * 1/2016 Kim D14/205
 D751,530 S * 3/2016 Kolton D14/205
 D771,011 S * 11/2016 Ott H04R 1/1016
 D14/205
 D773,435 S * 12/2016 Ott D14/205

D777,710 S * 1/2017 Palmborg D14/223
 D784,962 S * 4/2017 Yang D14/223
 D788,079 S * 5/2017 Son D14/223
 D795,225 S * 8/2017 Sumii D14/223
 D800,703 S * 10/2017 Vaclavik D14/223
 D809,487 S * 2/2018 Lee D14/223
 D813,205 S * 3/2018 Palmborg D14/223
 D813,848 S * 3/2018 Palmborg D14/223
 D821,362 S * 6/2018 Vaclavik D14/223
 D841,626 S * 2/2019 Tang D14/223
 D841,627 S * 2/2019 Wen D14/223
 D845,282 S * 4/2019 Chen D14/223
 D852,171 S * 6/2019 Cai D14/223
 D855,589 S * 8/2019 Madsen D14/223
 2007/0098201 A1 * 5/2007 Chen H04R 1/1016
 381/380
 2008/0152183 A1 * 6/2008 Janik H04M 1/05
 381/375
 2011/0293130 A1 * 12/2011 Huang H04R 1/1016
 381/380
 2013/0010997 A1 * 1/2013 Tanaka A61B 5/01
 381/380
 2013/0170692 A1 * 7/2013 Kaneko H04R 1/1016
 381/380

* cited by examiner

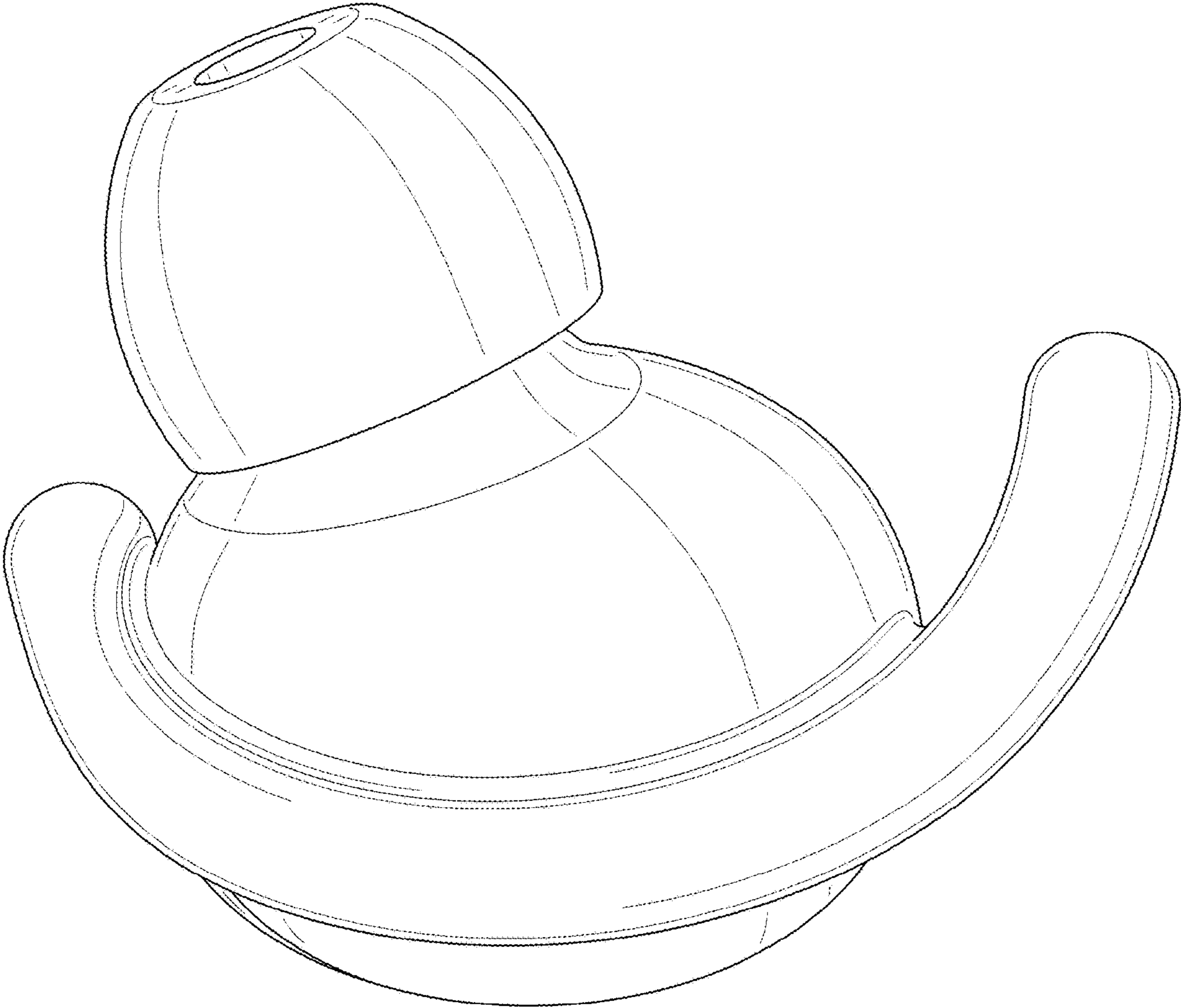


FIG. 1

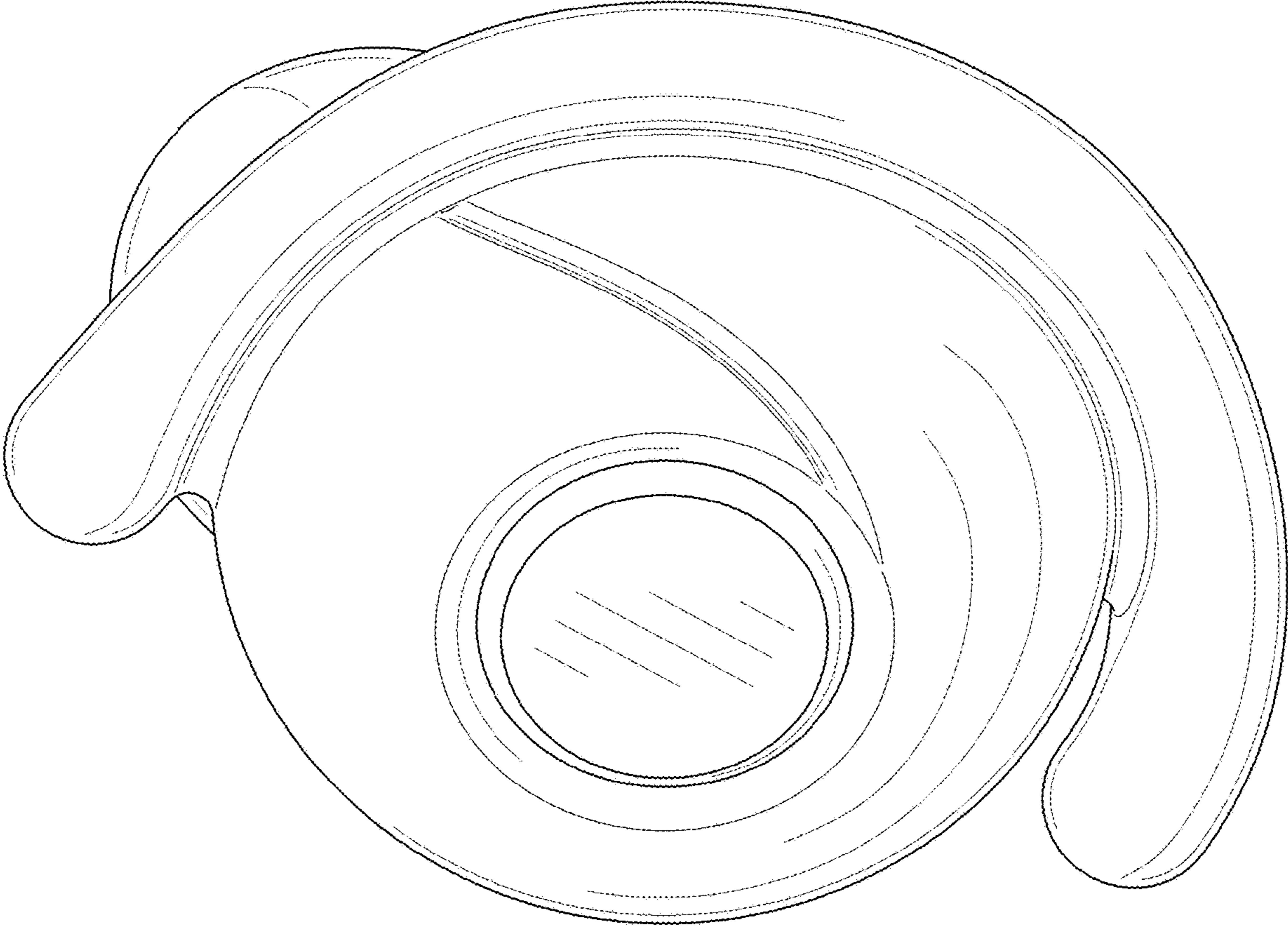


FIG. 2

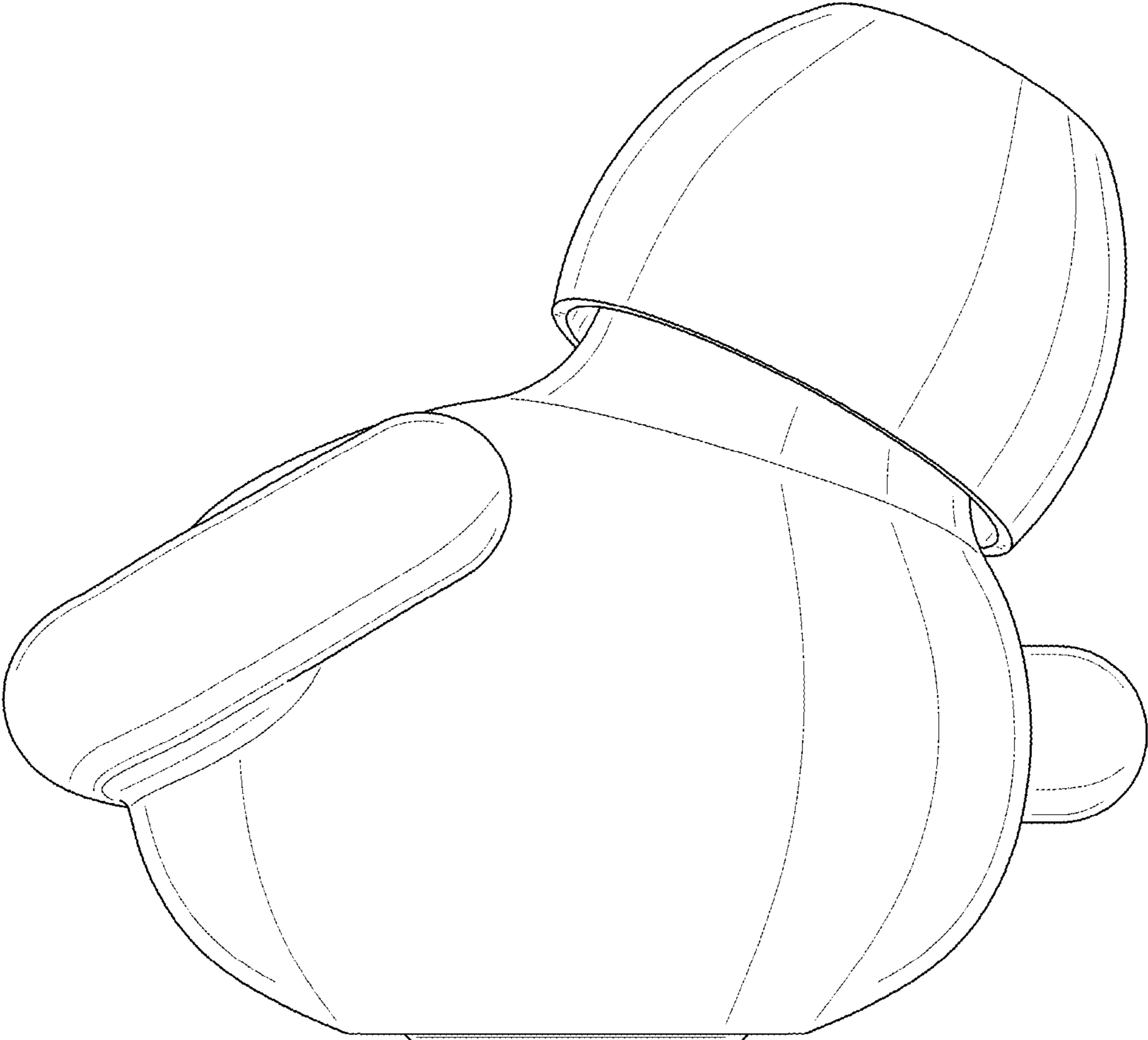


FIG. 3

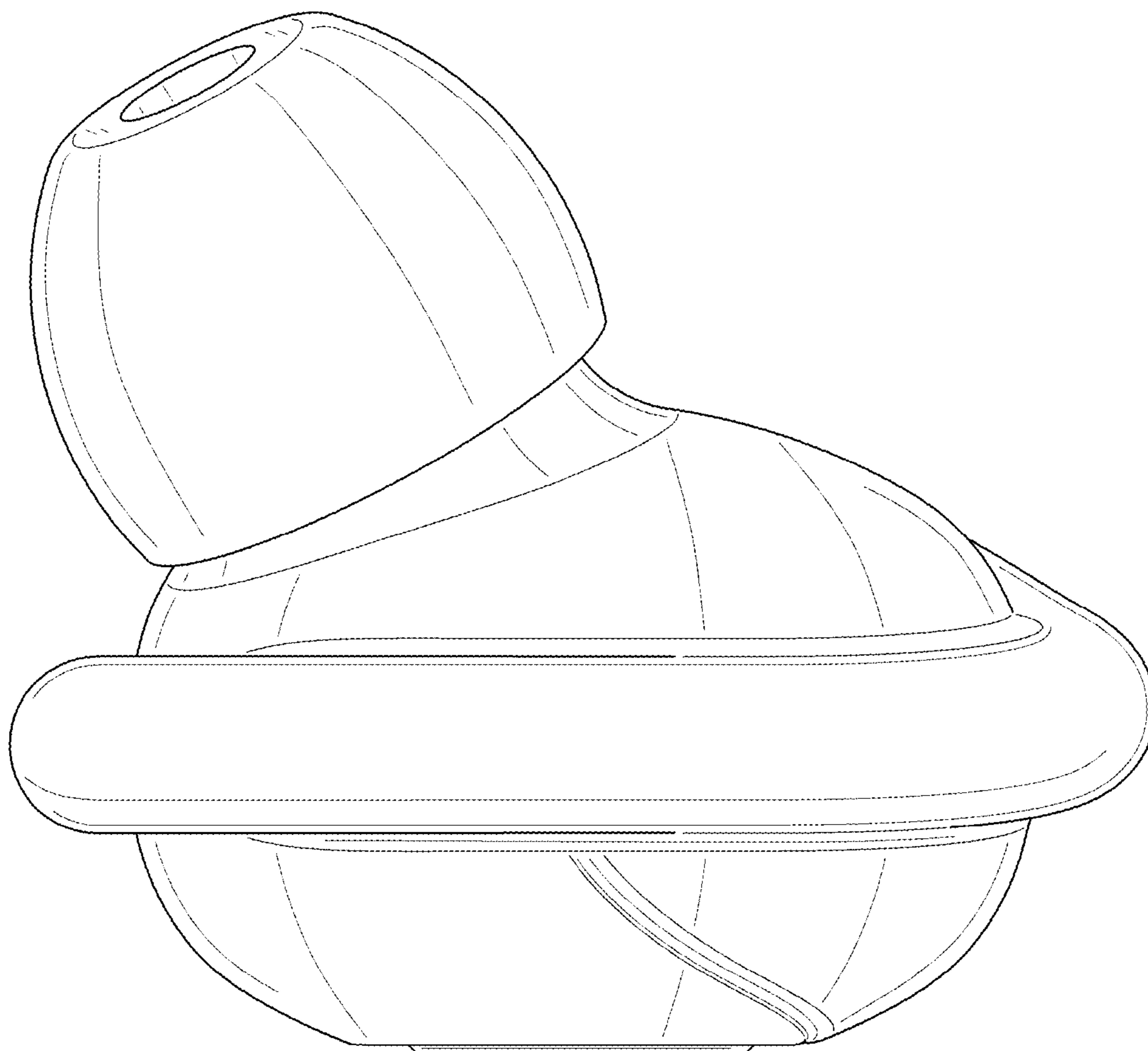


FIG. 4

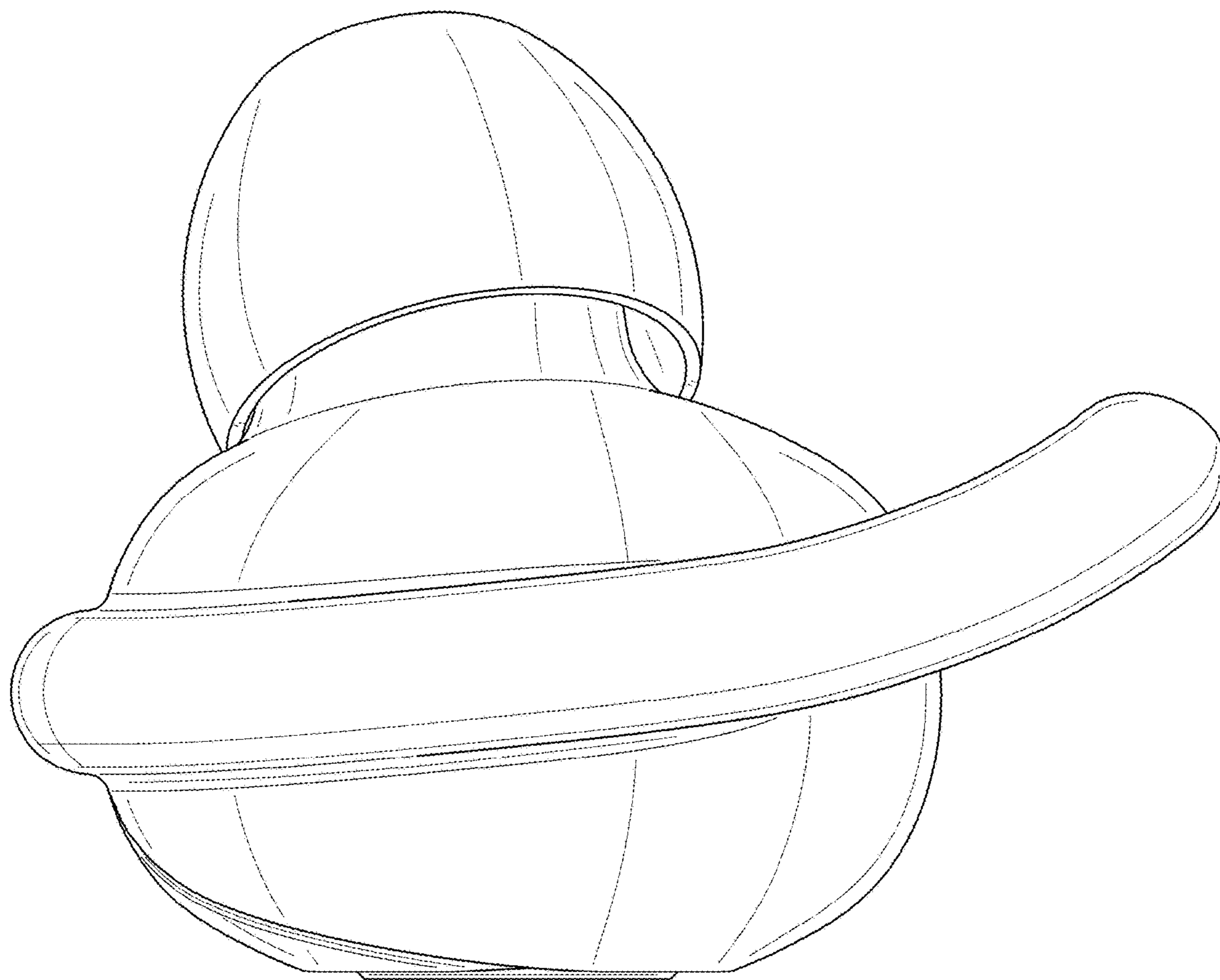


FIG. 5

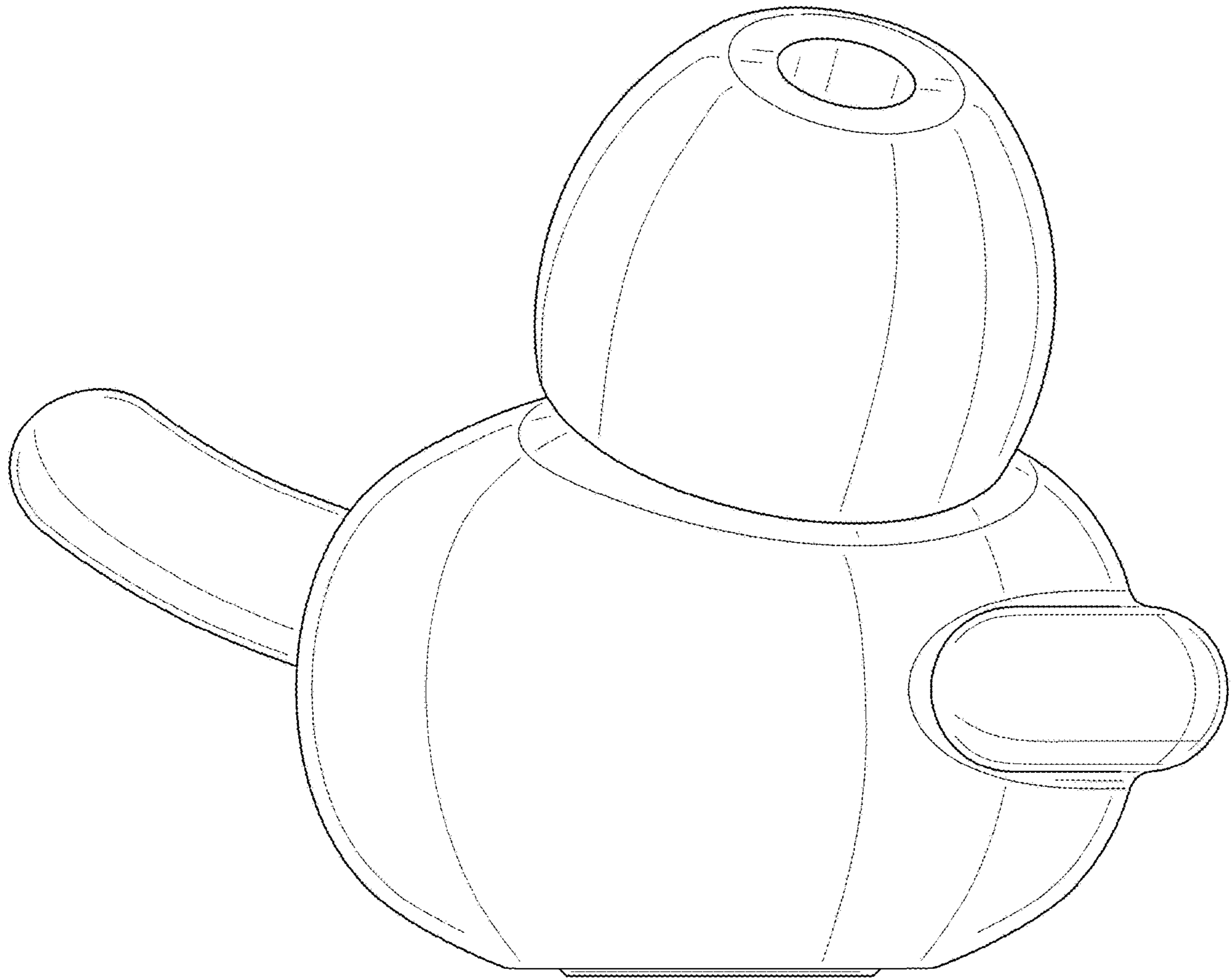


FIG. 6

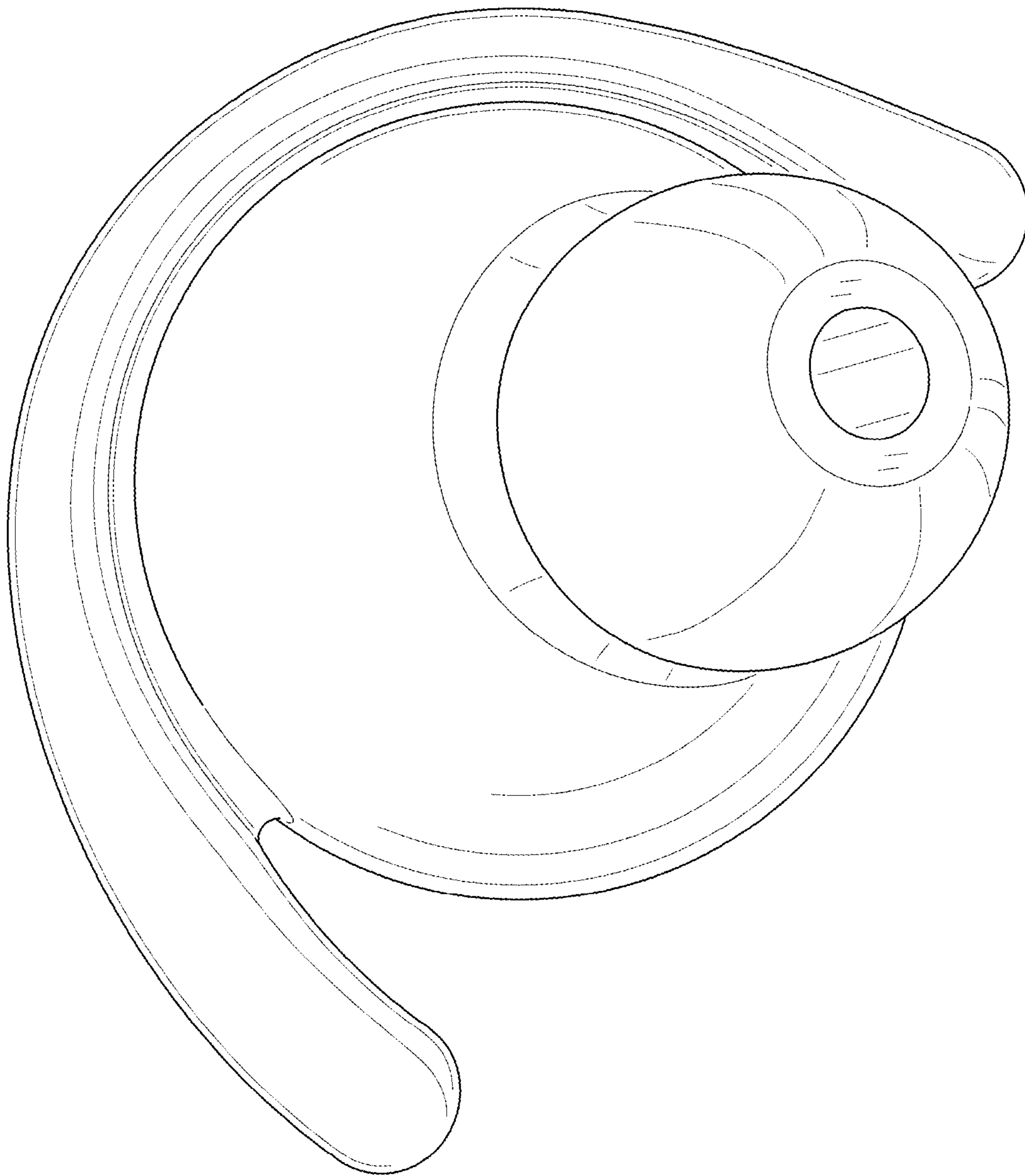


FIG. 7

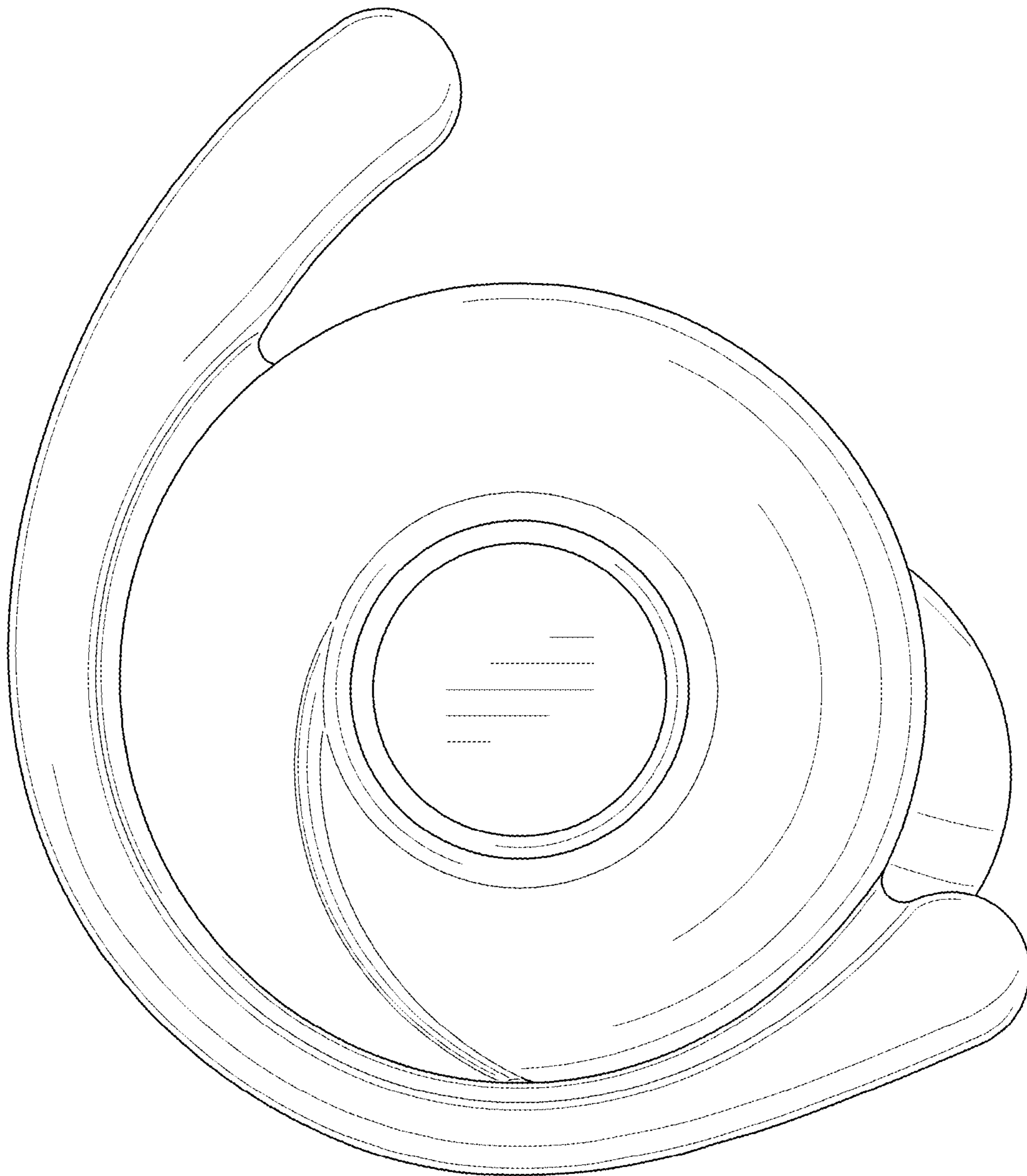


FIG. 8