



US00D872052S

(12) **United States Design Patent**
Kitamura et al.

(10) **Patent No.:** **US D872,052 S**

(45) **Date of Patent:** **** Jan. 7, 2020**

(54) **SPEAKER FOR AUTOMOBILE**
(71) Applicant: **PIONEER CORPORATION**, Tokyo
(JP)

D225,069 S * 11/1972 May D14/216
3,711,659 A * 1/1973 Bremseth H04R 9/046
336/223
D250,586 S * 12/1978 Nussdorfer D14/216

(Continued)

(72) Inventors: **Meiji Kitamura**, Tokyo (JP); **Chie Wakasa**, Tokyo (JP)

FOREIGN PATENT DOCUMENTS

(73) Assignee: **PIONEER CORPORATION**, Tokyo
(JP)

JP 1329110 S 5/2008
JP 1519045 S 3/2015

(**) Term: **15 Years**

OTHER PUBLICATIONS

(21) Appl. No.: **29/638,409**

Pioneer Catalog published in 2016, Audio AV 2017 Car Entertainment Dealer Reference Guide vol. 1, pp. 74, 75, 78, 79, 82, 83, 88, 89.

(22) Filed: **Feb. 27, 2018**

Primary Examiner — Paula Allen Greene

(30) **Foreign Application Priority Data**

(74) *Attorney, Agent, or Firm* — Drinker Biddle & Reath LLP

Sep. 5, 2017 (JP) 2017-019172

(51) **LOC (12) Cl.** **14-03**

(57) **CLAIM**

(52) **U.S. Cl.**

The ornamental design for the speaker for automobile, as shown and described.

USPC **D14/210**; D14/216; D14/221

(58) **Field of Classification Search**

DESCRIPTION

USPC D14/216, 215, 221, 222, 208, 219, 210;
181/144-148, 156, 170, 173, 141, 182,
181/396, 186; 381/380, 381, 421, 423,
381/426, 427, 397, 186, 182, 412, 385,
381/409; 455/90.3, 575.1, 569.1
CPC ... H04R 1/20; H04R 9/06; H04R 9/04; H04R
1/00; H04R 1/24; H04R 25/00; H04R
7/16; H04R 7/18; H04R 1/02
See application file for complete search history.

FIG. 1 is a perspective view of a speaker for automobile showing our new design;
FIG. 2 is a front view thereof;
FIG. 3 is a rear view thereof;
FIG. 4 is a top view thereof;
FIG. 5 is a bottom view thereof;
FIG. 6 is a right side view thereof;
FIG. 7 is a left side view thereof; and,
FIG. 8 is a front view thereof with the grille attached for ease of illustration.

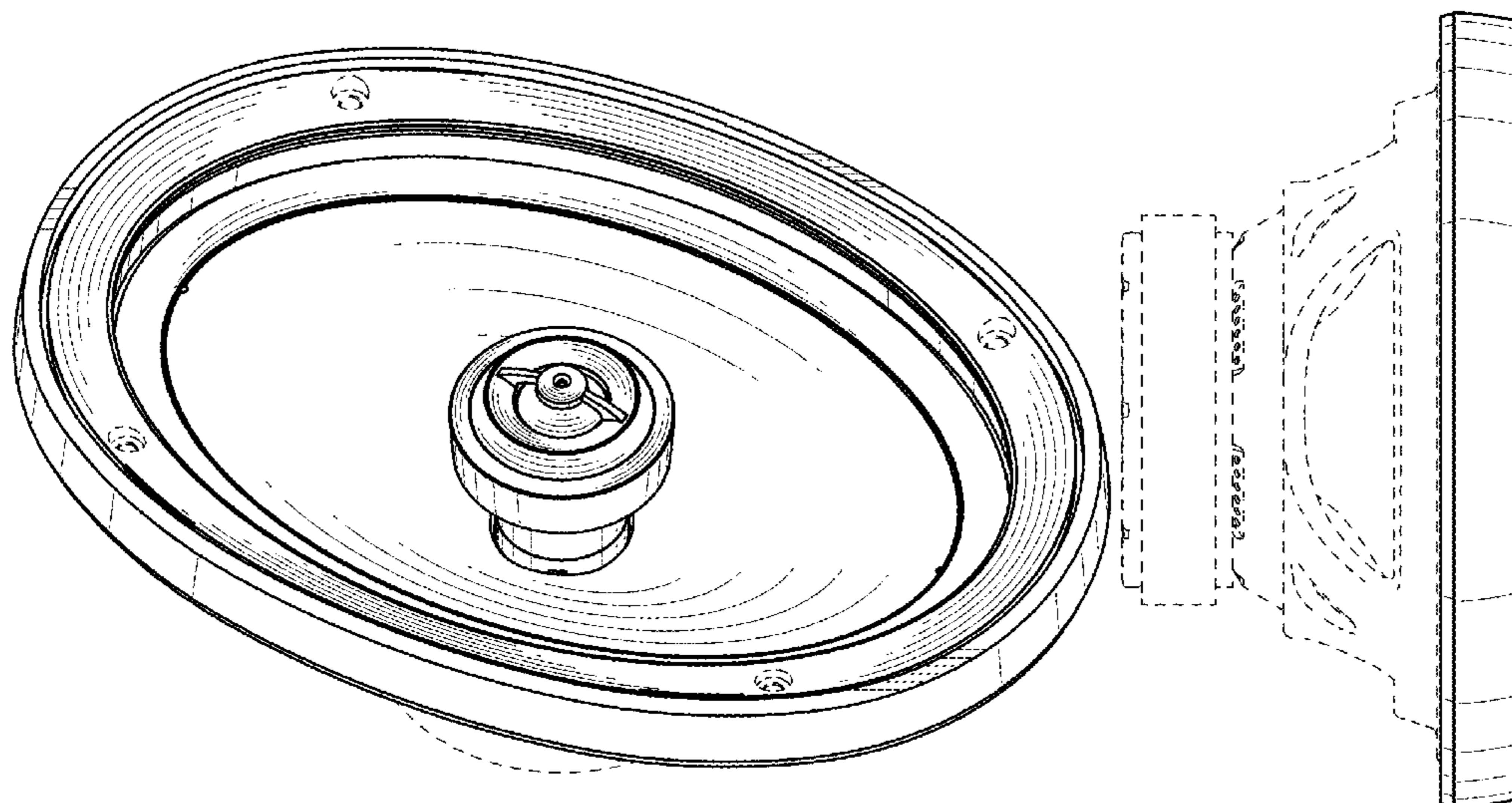
(56) **References Cited**

The broken lines adjacent the shaded areas in FIG. 1 and the broken lines adjacent the screen in FIG. 8 represent the bounds of the claimed design while all other broken lines are directed to environment and are for illustrative purposes only; the broken lines form no part of the claimed design.

U.S. PATENT DOCUMENTS

2,538,621 A * 1/1951 Hopkins H04R 9/045
174/1
D188,542 S * 8/1960 Levy D14/216
3,055,991 A * 9/1962 Guss H04R 9/025
381/401
D197,716 S * 3/1964 Boldt D14/216

1 Claim, 8 Drawing Sheets



(56)

References Cited

U.S. PATENT DOCUMENTS

4,320,263 A * 3/1982 Thiele H04R 9/027
 381/415
 4,336,425 A * 6/1982 Renkus H04R 7/127
 29/594
 D270,909 S * 10/1983 Iijima D14/216
 D289,041 S * 3/1987 Bittencourt D14/216
 D320,020 S * 9/1991 Iwano D14/216
 5,133,428 A * 7/1992 Perrson B60R 11/0217
 181/153
 D360,886 S * 8/1995 Hall D14/216
 5,548,657 A * 8/1996 Fincham H04R 1/24
 381/182
 5,604,815 A * 2/1997 Paddock H04R 9/025
 381/182
 D393,641 S * 4/1998 Hai-Fu D14/216
 5,739,480 A * 4/1998 Lin H04R 1/24
 181/144
 D400,884 S * 11/1998 Christie, II D14/216
 D402,988 S * 12/1998 Shin D14/214
 6,088,466 A * 7/2000 Proni H04R 9/02
 381/397
 6,095,278 A * 8/2000 Lin H04R 9/06
 181/148
 D432,118 S * 10/2000 Honnert D14/216

6,516,076 B1 * 2/2003 Marlin G10K 11/004
 181/159
 D480,709 S * 10/2003 Proni D14/216
 6,675,930 B2 * 1/2004 Sugiyama H04R 1/025
 181/148
 D488,802 S * 4/2004 Uehara D14/216
 D504,416 S * 4/2005 Dayan D14/216
 D521,982 S * 5/2006 Schafernak D14/216
 D529,899 S * 10/2006 Amada D14/221
 D560,658 S * 1/2008 Akaishi D14/221
 7,720,248 B2 * 5/2010 Sasaki H04R 9/06
 181/148
 8,422,714 B2 * 4/2013 Peng H04R 1/2803
 181/155
 D705,193 S * 5/2014 Yoon D14/185
 8,942,407 B2 * 1/2015 Dodd H04R 7/02
 181/157
 D723,010 S * 2/2015 Moon D14/222
 D804,454 S * 12/2017 Katsuno D14/222
 D810,050 S * 2/2018 Uemoto D14/216
 10,085,079 B2 * 9/2018 Sato H04R 1/025
 D840,375 S * 2/2019 Sakata D14/216
 2002/0150271 A1 * 10/2002 Sugiyama H04R 1/06
 381/386
 2006/0188123 A1 * 8/2006 Sasaki H04R 1/021
 381/386
 2013/0287246 A1 * 10/2013 Sasaki H04R 1/06
 381/412

* cited by examiner

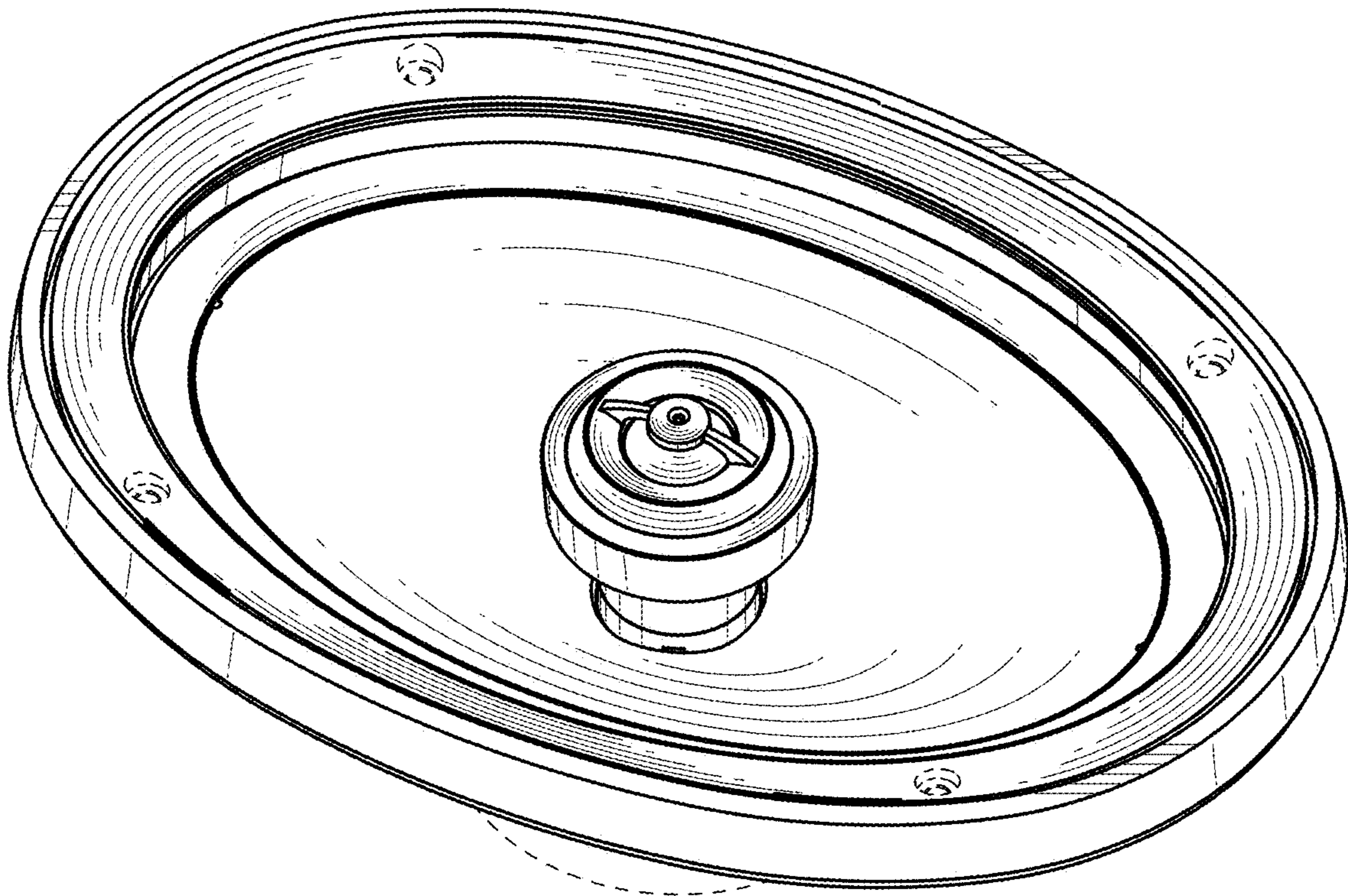


FIG. 1

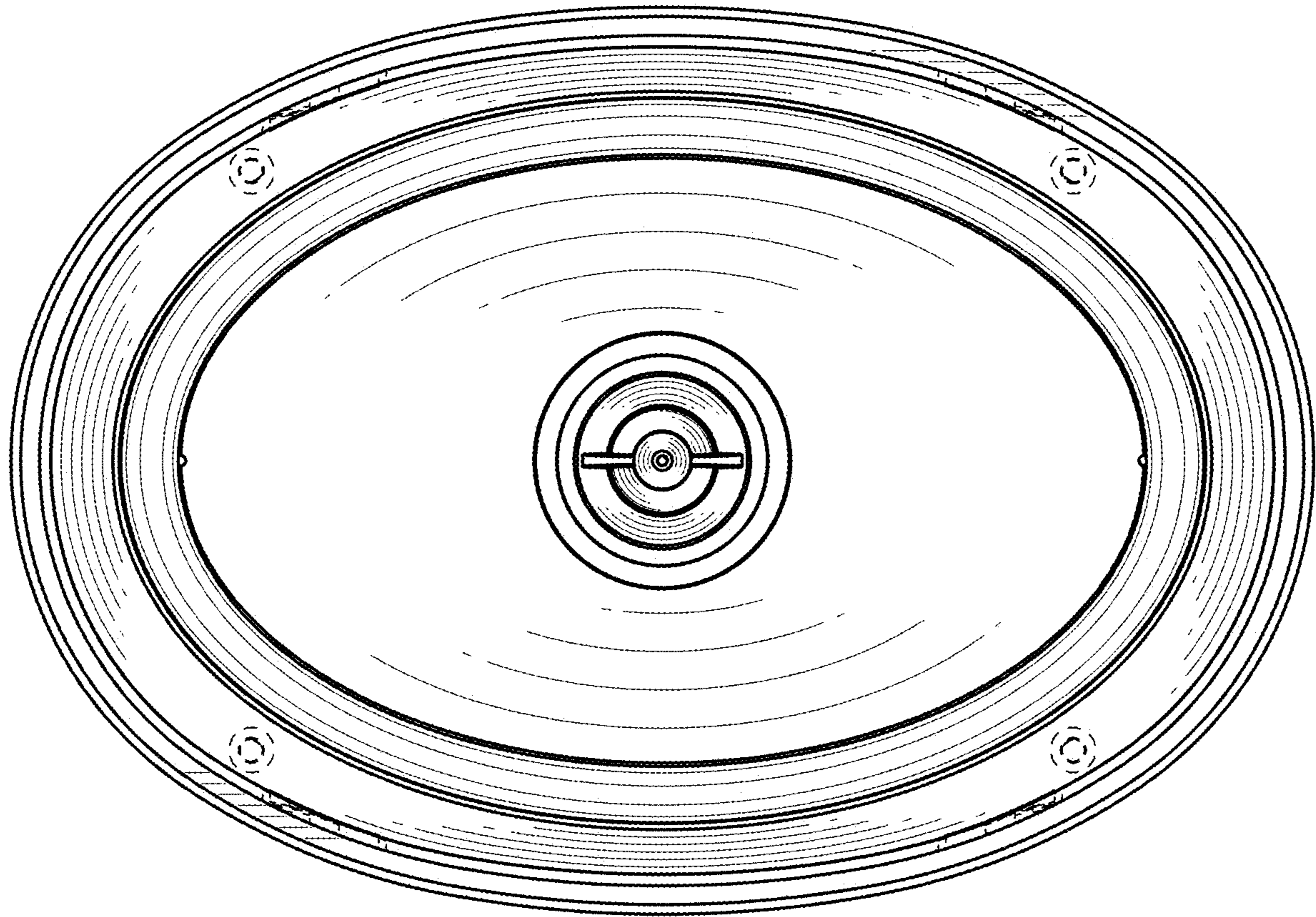


FIG. 2

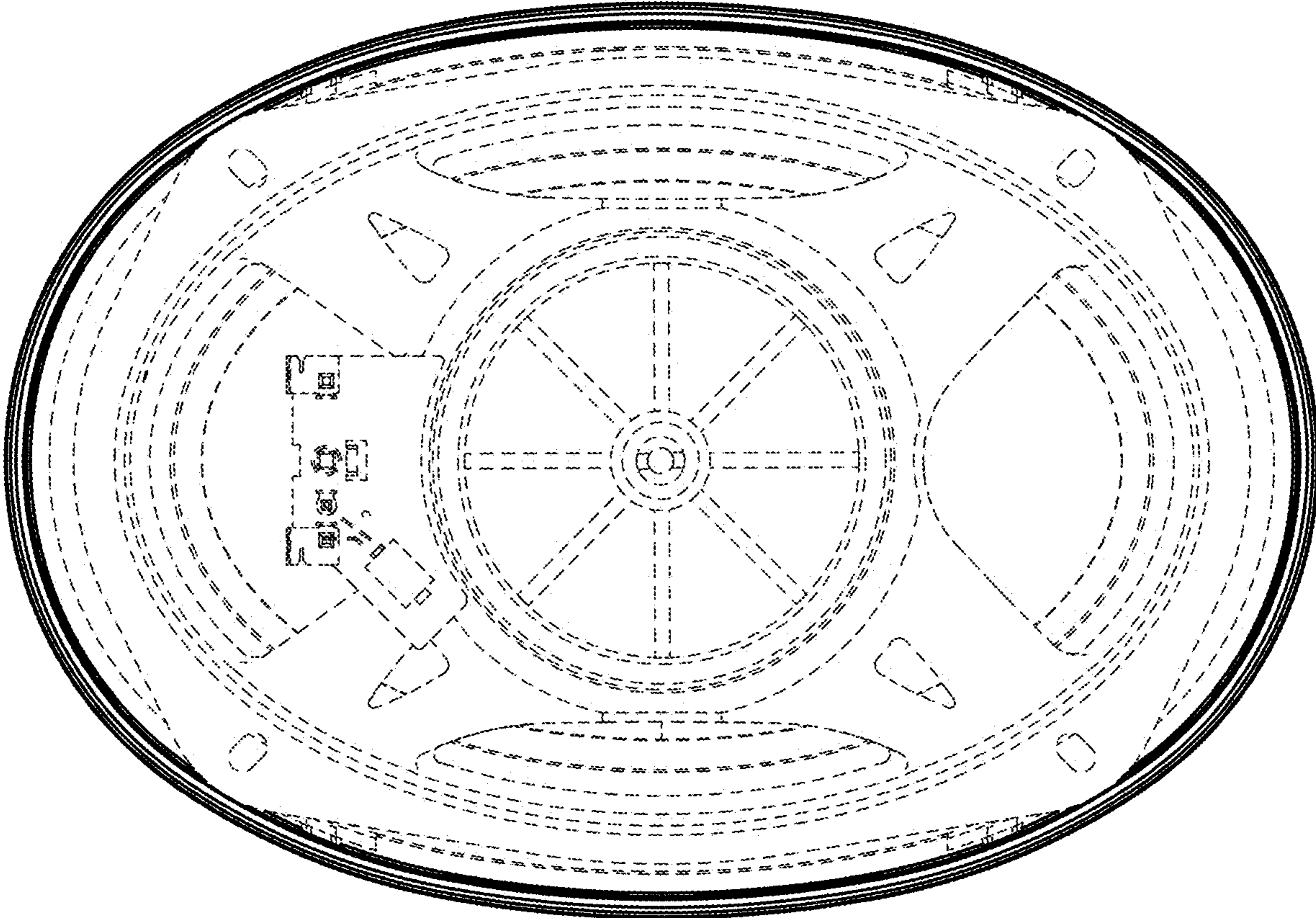


FIG. 3

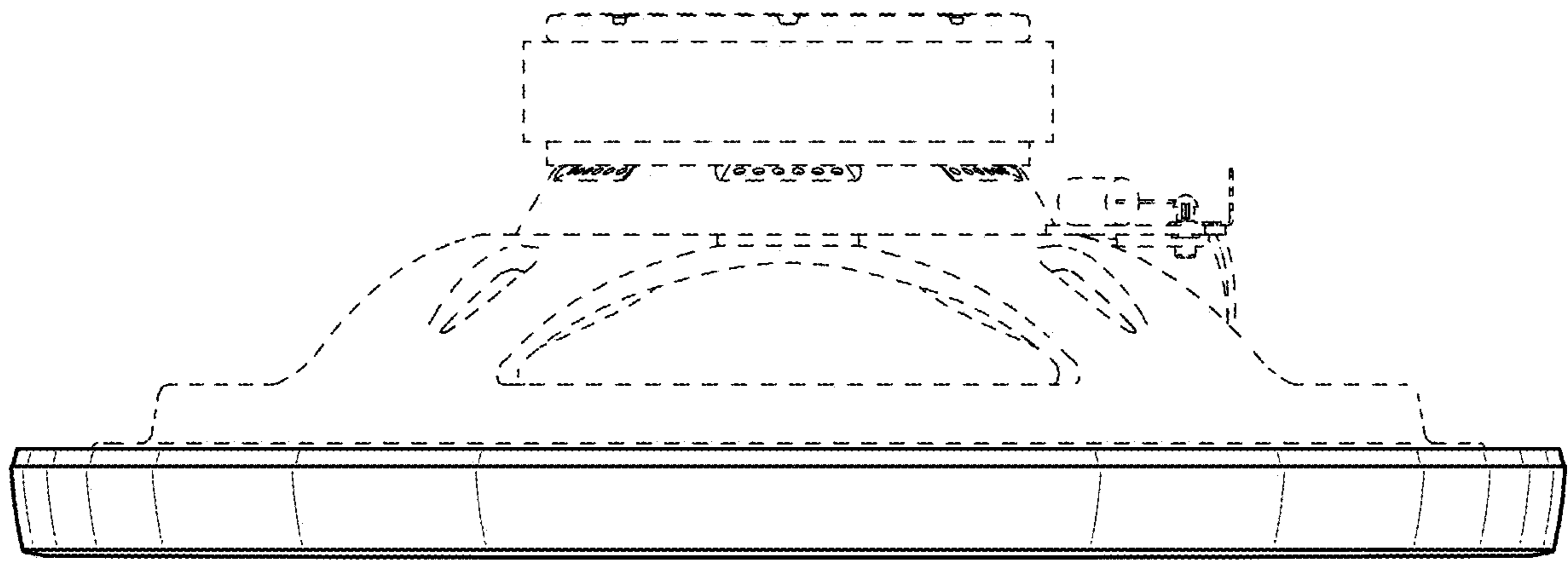


FIG. 4

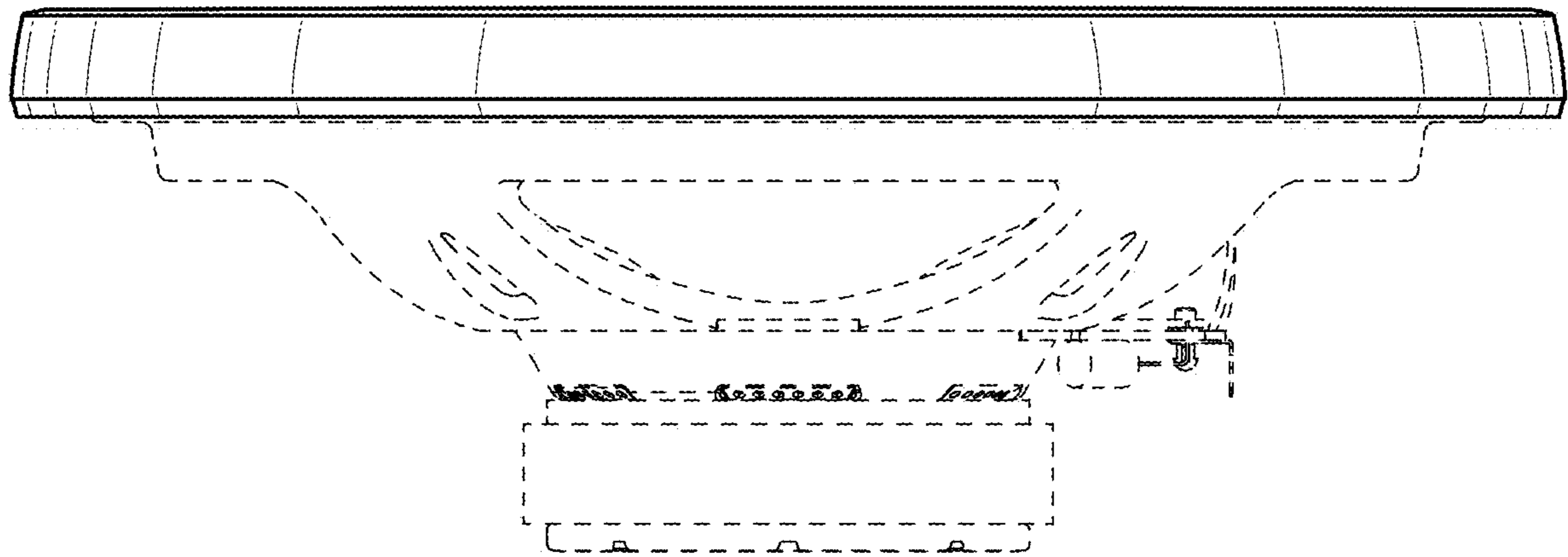


FIG. 5

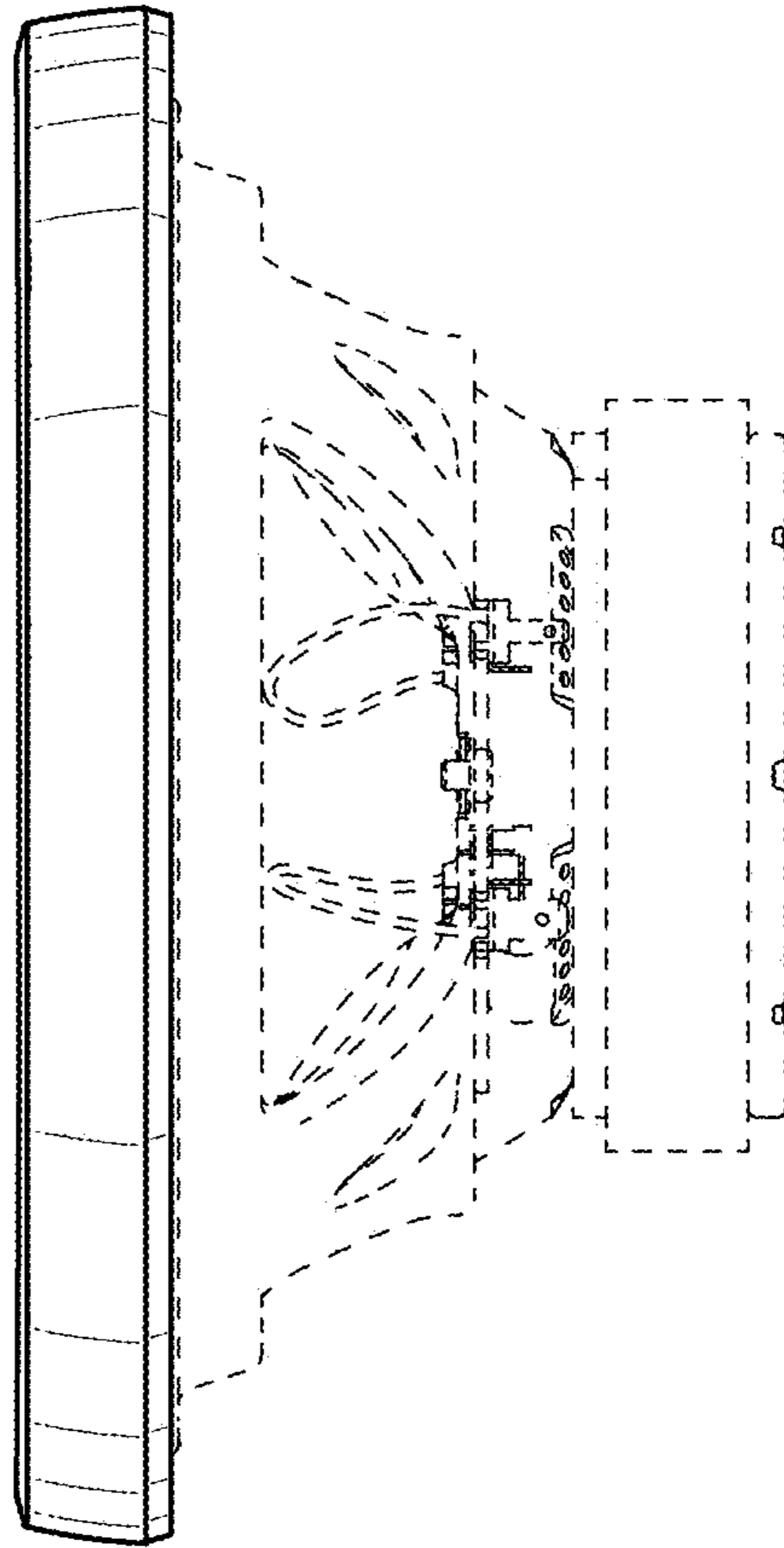


FIG. 6

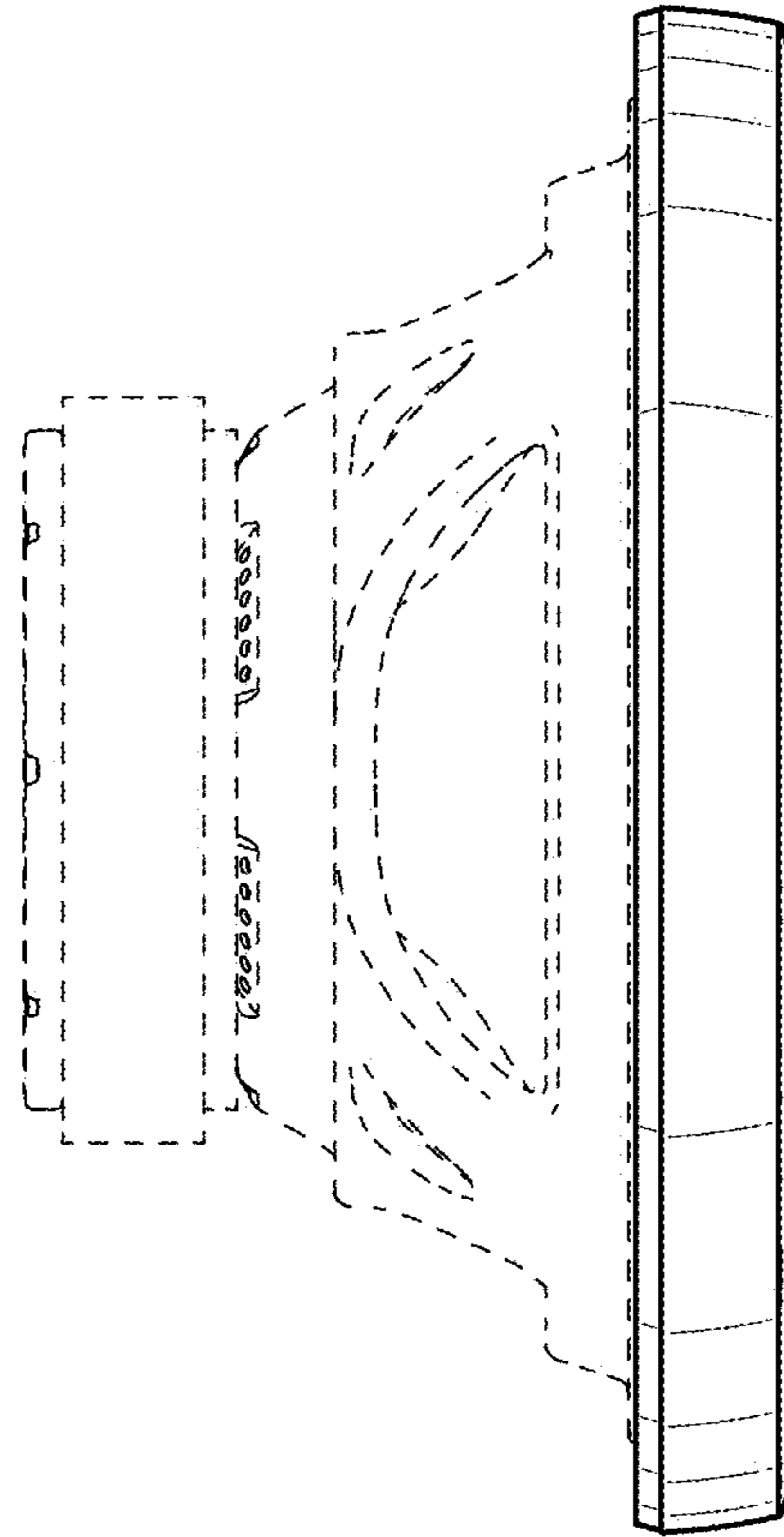


FIG. 7

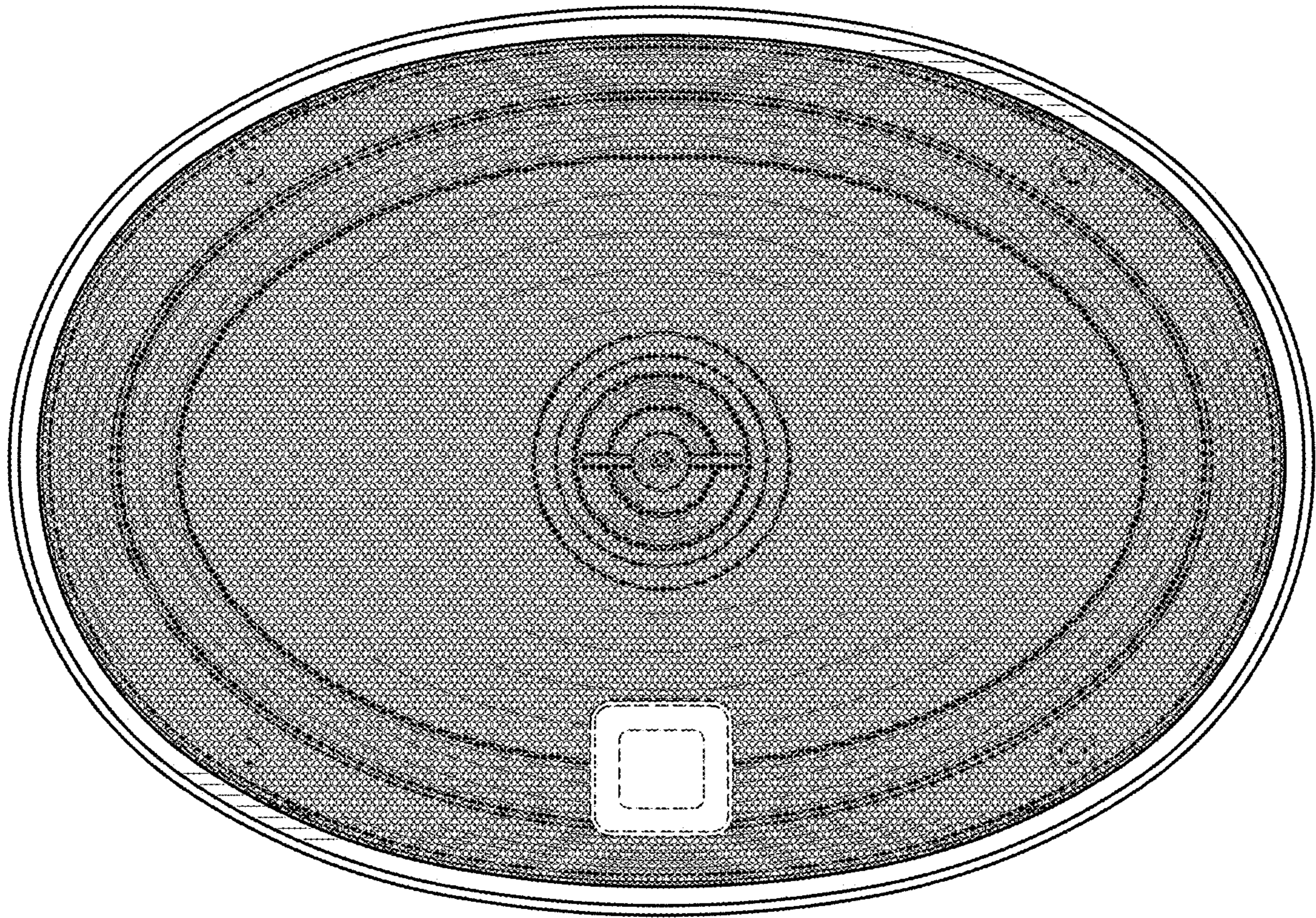


FIG. 8