



US00D872023S

(12) **United States Design Patent**  
**Huang**

(10) **Patent No.:** **US D872,023 S**

(45) **Date of Patent:** **\*\* Jan. 7, 2020**

(54) **CURRENT REGULATOR**

D802,533 S \* 11/2017 Long ..... D13/123  
D803,173 S \* 11/2017 Levner ..... D13/199  
D843,330 S \* 3/2019 Oe ..... D13/158

(71) Applicant: **Comeup Industries Inc.**, Taipei (TW)

(72) Inventor: **Shih-Jyi Huang**, Taipei (TW)

(73) Assignee: **Comeup Industries Inc.**, Taipei (TW)

(\*\*) Term: **15 Years**

(21) Appl. No.: **29/622,718**

(22) Filed: **Oct. 19, 2017**

(51) **LOC (12) Cl.** ..... **13-03**

(52) **U.S. Cl.**  
USPC ..... **D13/124**

(58) **Field of Classification Search**  
USPC ..... D13/123-132, 117, 199, 154, 184, 110,  
D13/107, 118, 38.1, 138.2, 139.6, 160,  
D13/171  
CPC ..... H02J 7/0004; H02J 7/0021; H02J 7/0027;  
H02J 7/02; H02J 4/00; H02J 2007/0001;  
G06F 1/263; Y10T 307/258; Y10T  
307/313; Y10T 307/406; Y10T 307/76;  
Y10T 307/461  
See application file for complete search history.

(56) **References Cited**

**U.S. PATENT DOCUMENTS**

D360,367 S \* 7/1995 Petruzzi ..... D10/15  
D366,069 S \* 1/1996 Mowrey ..... D14/401  
D386,746 S \* 11/1997 Su ..... D13/123  
6,376,938 B1 \* 4/2002 Williams ..... G01R 19/16547  
307/149  
D516,045 S \* 2/2006 Street ..... D13/171  
D543,247 S \* 5/2007 Luciano, Jr. .... D13/171  
D562,410 S \* 2/2008 Mitchell ..... D13/171  
D772,171 S \* 11/2016 Ohmori ..... D13/158  
D794,487 S \* 8/2017 Chui ..... D10/118.2  
D798,234 S \* 9/2017 Bryant ..... D13/110

**FOREIGN PATENT DOCUMENTS**

JP D1084842 \* 9/2000

**OTHER PUBLICATIONS**

Amazon. Link: [https://www.amazon.com/OBELLA-BOUTIQUE-lotDP50V5A-Programmable-converter/dp/B07ST9MZ8B/ref=sr\\_1\\_3?keywords=DP50V5A+Constant+Portable+Voltage+Current&qid=1562181606&s=gateway&sr=8-3](https://www.amazon.com/OBELLA-BOUTIQUE-lotDP50V5A-Programmable-converter/dp/B07ST9MZ8B/ref=sr_1_3?keywords=DP50V5A+Constant+Portable+Voltage+Current&qid=1562181606&s=gateway&sr=8-3). Jun. 6, 2019. DP50V5A Constant Voltage Current Digital LCD Step down Programmable Power Supply Module. (Year: 2019).\*

\* cited by examiner

*Primary Examiner* — Susan Bennett Hattan

*Assistant Examiner* — Lauren D McVey

(74) *Attorney, Agent, or Firm* — Alan D. Kamrath; Karin L. Williams; Mayer & Williams PC

(57) **CLAIM**

The ornamental design for a current regulator, as shown and described.

**DESCRIPTION**

FIG. 1 is a perspective view of the current regulator showing my new design;

FIG. 2 is a front elevational view thereof;

FIG. 3 is a rear elevational view thereof;

FIG. 4 is a left side elevational view thereof;

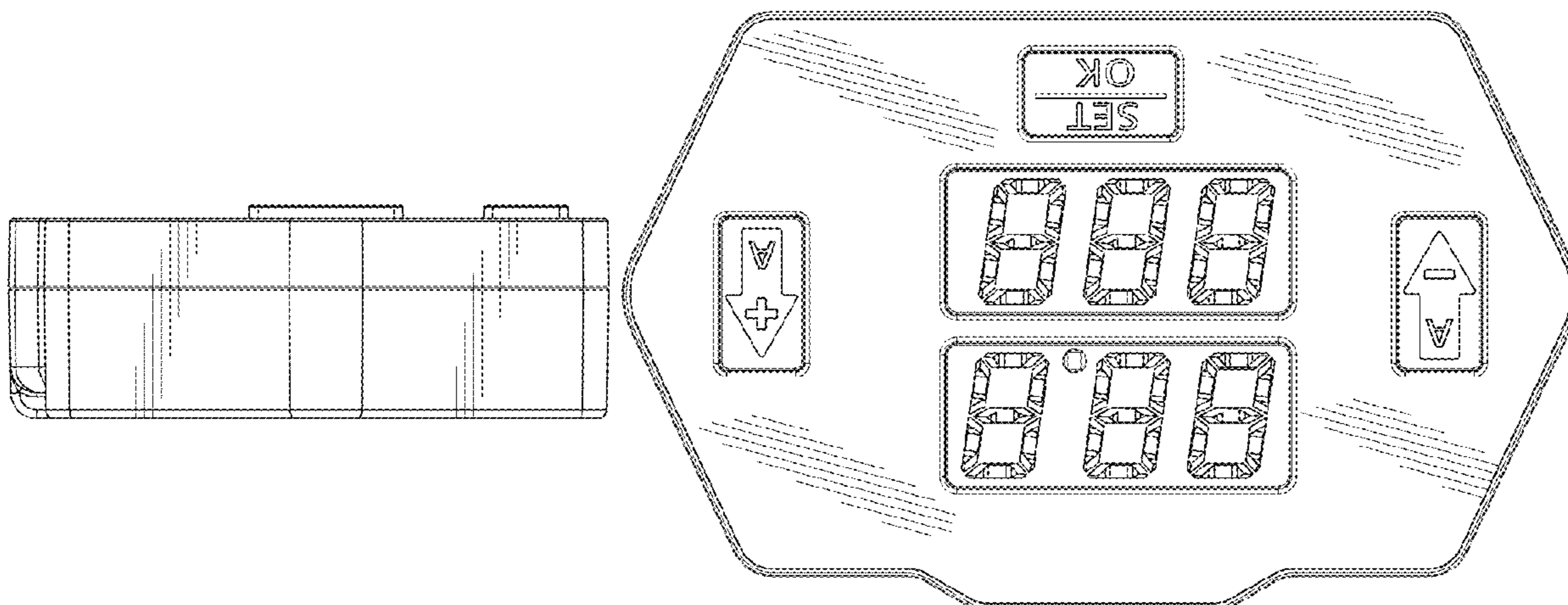
FIG. 5 is a right side elevational view thereof;

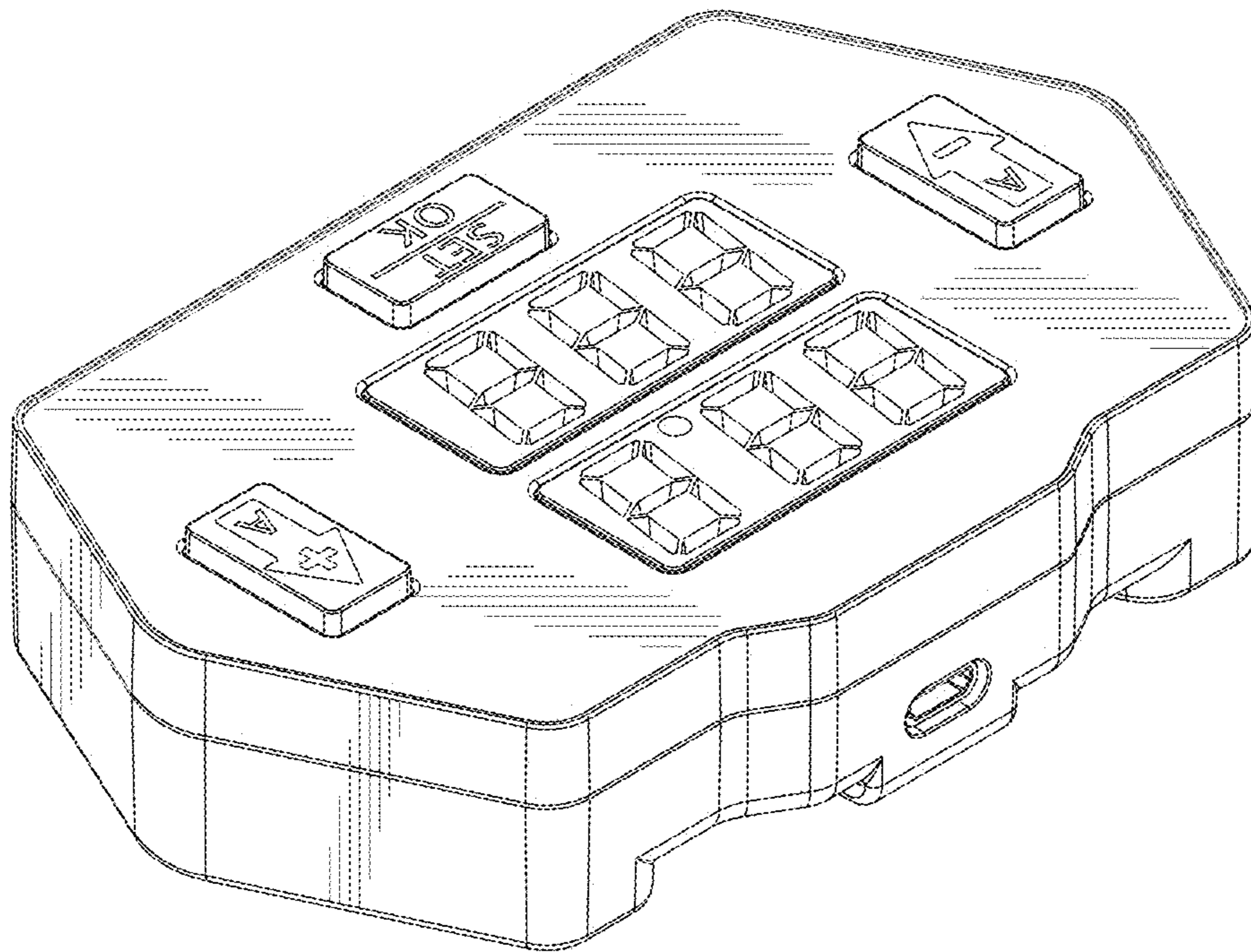
FIG. 6 is a top plan view thereof; and,

FIG. 7 is bottom plan view thereof.

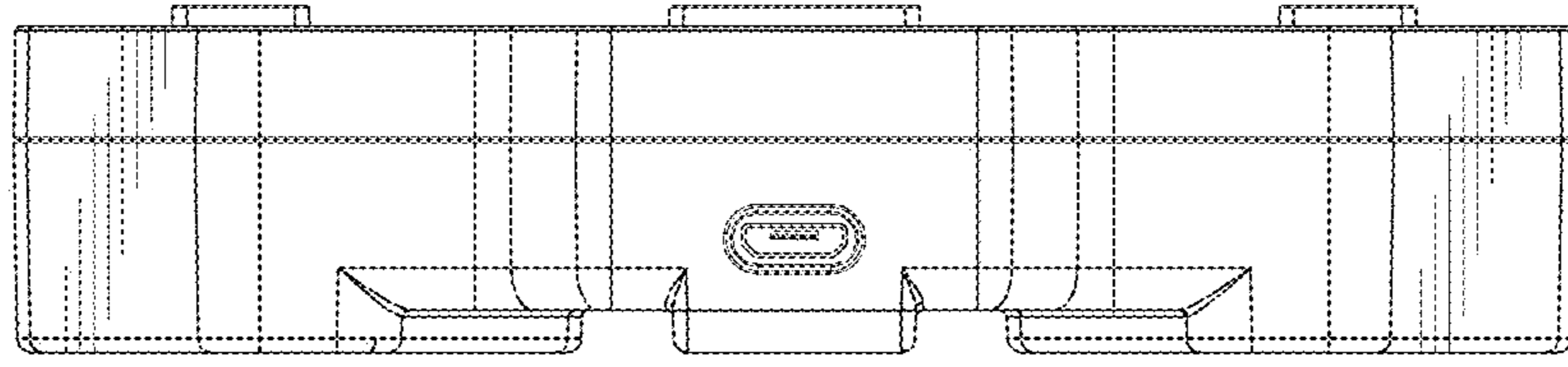
The broken lines illustrate portions of the current regulator that do not form part of the claimed design.

**1 Claim, 3 Drawing Sheets**

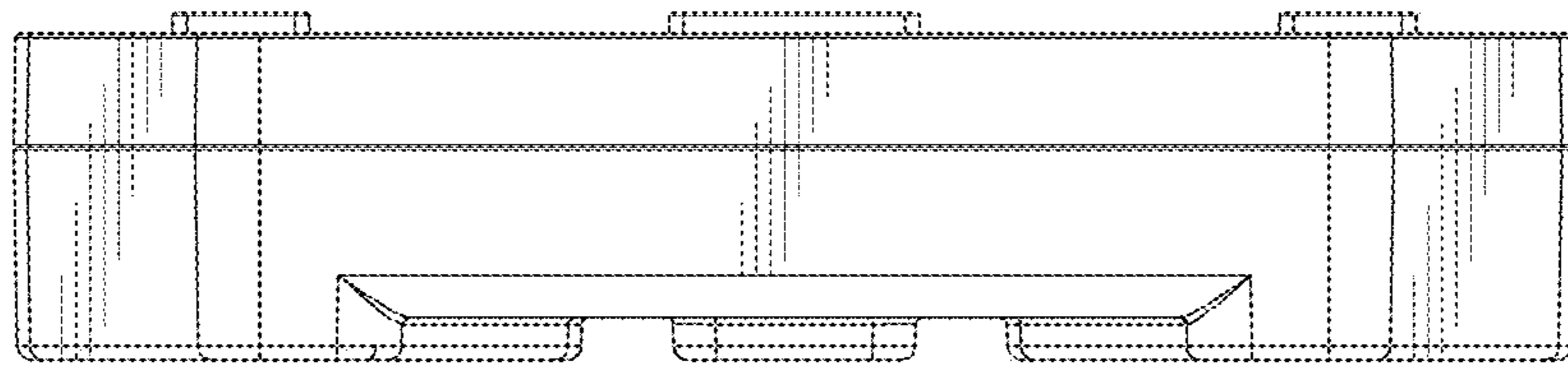




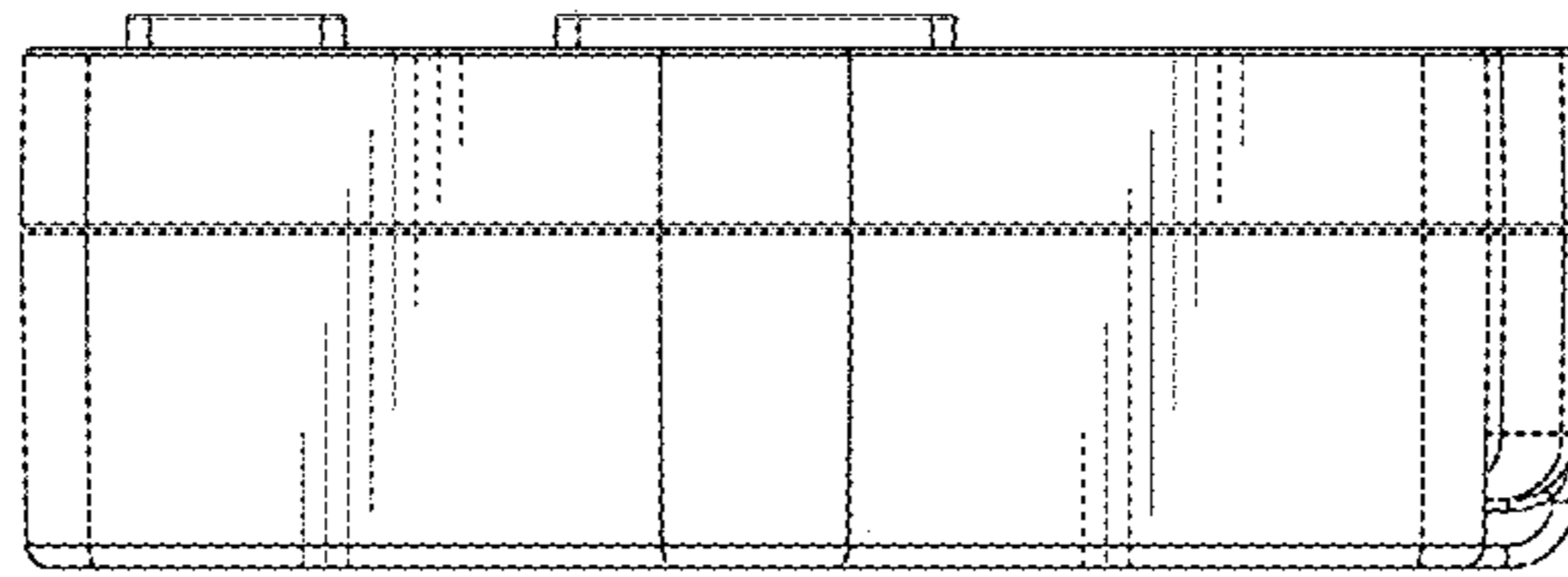
*FIG. 1*



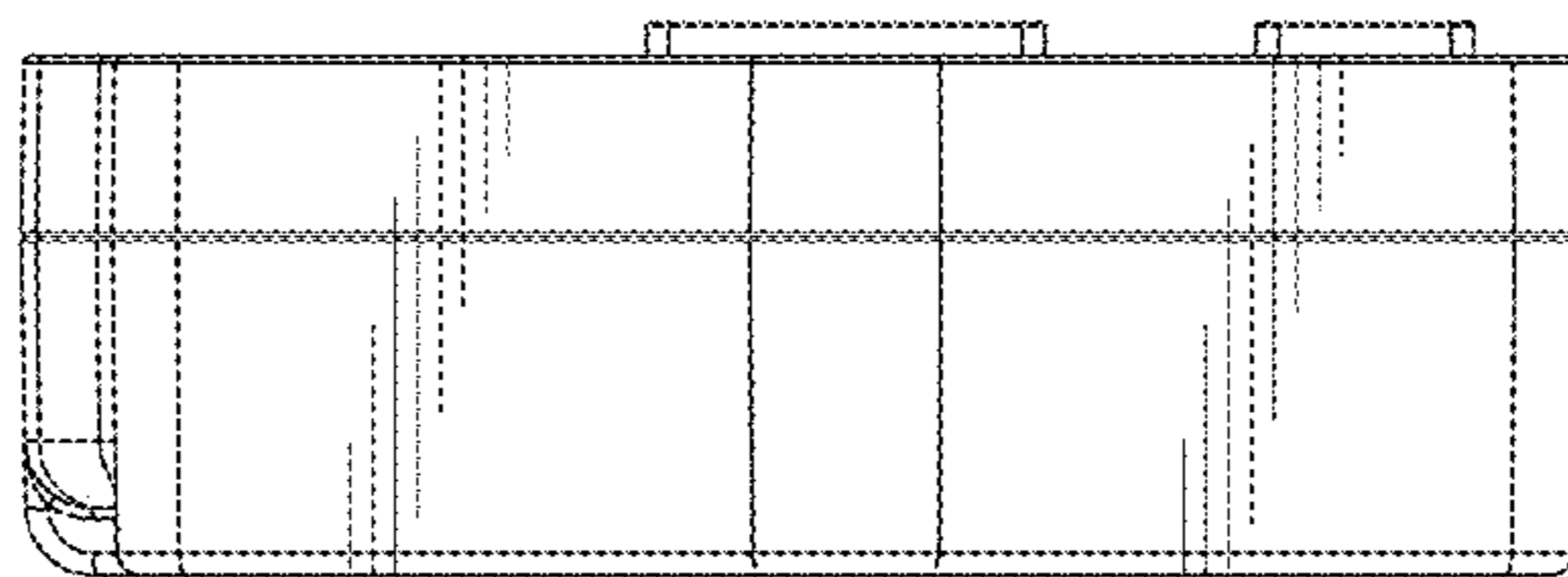
*FIG. 2*



*FIG. 3*



*FIG. 4*



*FIG. 5*

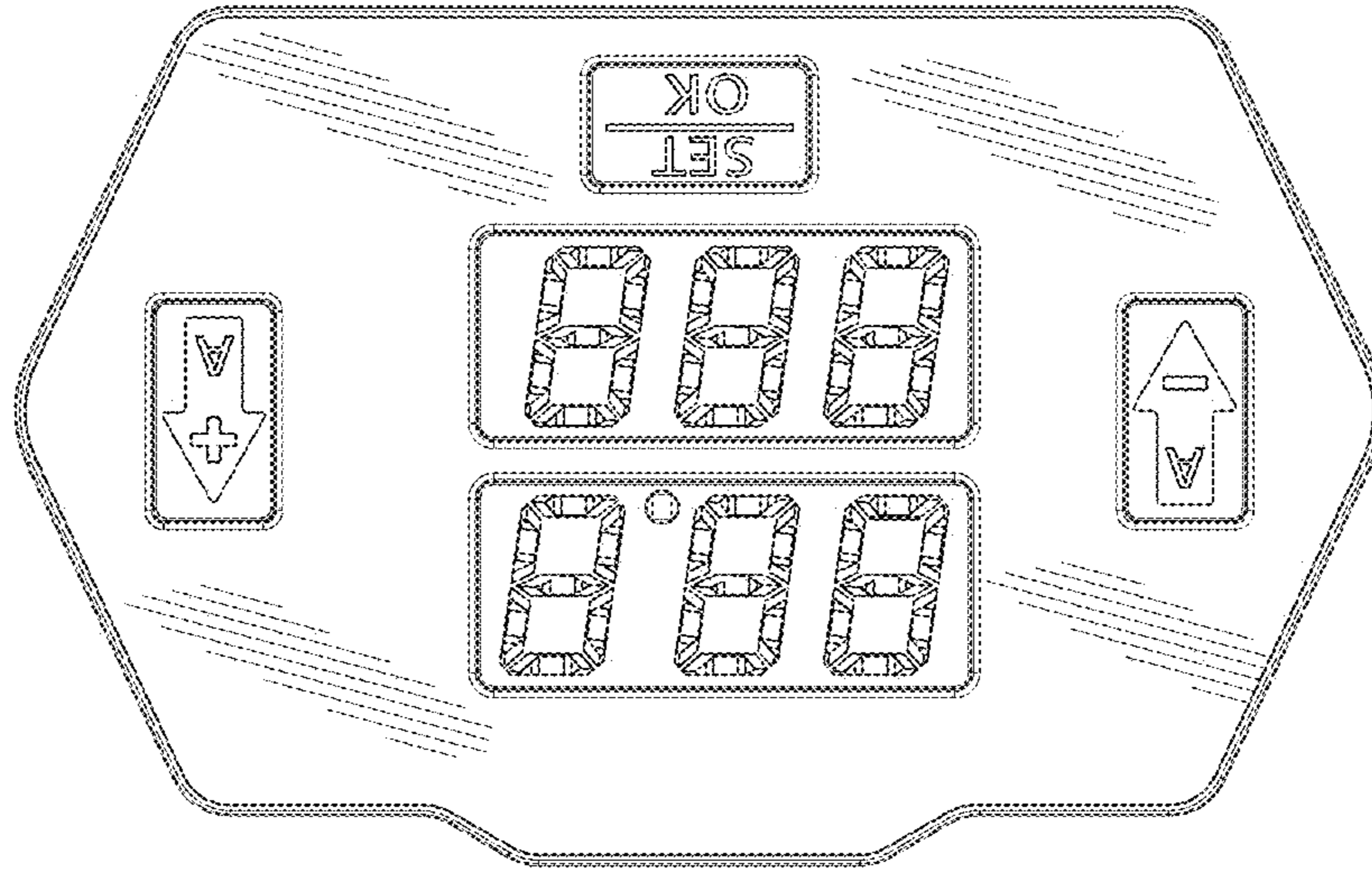


FIG. 6

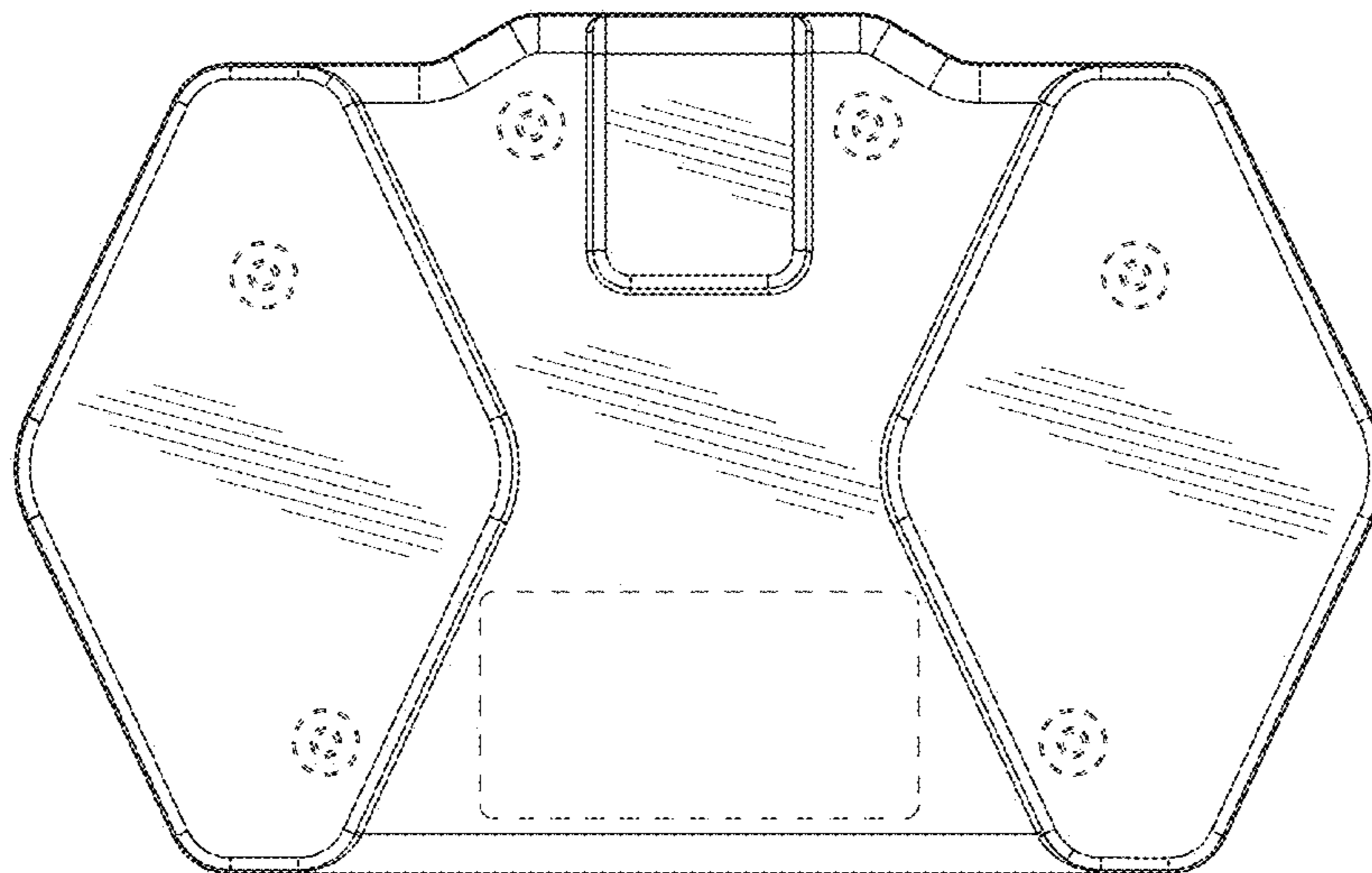


FIG. 7