



US00D872019S

(12) **United States Design Patent**
Chen

(10) **Patent No.:** **US D872,019 S**

(45) **Date of Patent:** **** Jan. 7, 2020**

(54) **INVERTER**

(71) Applicant: **Xuming Chen**, Guangdong (CN)

(72) Inventor: **Xuming Chen**, Guangdong (CN)

(**) Term: **15 Years**

(21) Appl. No.: **29/629,566**

(22) Filed: **Dec. 14, 2017**

(51) **LOC (12) Cl.** **13-02**

(52) **U.S. Cl.**

USPC **D13/110**

(58) **Field of Classification Search**

USPC D13/110, 108, 118, 123, 162, 168, 169,
D13/174, 177, 184, 199; D14/257, 432,
D14/438; 174/16.3, 17 R, 17.08;
361/600, 601, 690, 694, 695, 679.01,
361/679.61, 704, 730; 363/141, 142
CPC H05K 5/00; H05K 5/02; H05K 5/0247;
H05K 7/00; H05K 7/20; H05K 7/20136;
H05K 7/20154; H05K 7/209; H05K
7/0042; H05K 7/20854; H02M 7/00;
H02M 7/003; H02M 2001/009; H02J
7/0042; Y10T 307/367

See application file for complete search history.

(56) **References Cited**

U.S. PATENT DOCUMENTS

D332,443 S * 1/1993 Sharpe D13/184
5,521,792 A * 5/1996 Pleitz H05K 7/20854
361/690

D401,216 S * 11/1998 Person D13/110
5,909,358 A * 6/1999 Bradt H01L 23/4093
257/726
D413,567 S * 9/1999 Person D13/110
5,949,640 A * 9/1999 Cameron H05K 5/0247
361/600
D427,146 S * 6/2000 Wei D13/110
D427,147 S * 6/2000 Wei D13/110
D551,621 S * 9/2007 Iacovelli D13/110

OTHER PUBLICATIONS

Amazon.com https://www.amazon.com/Cantonape-Inverter-Converter-Display-Outlets/dp/B07GMFHWS2/ref=sr_1_26?keywords=power+inverter&qid=1569880478&s=gateway&sr=8-26, Mar. 17, 2018 (Year: 2018).*

* cited by examiner

Primary Examiner — Derrick E Holland

(57) **CLAIM**

The ornamental design for an inverter, as shown.

DESCRIPTION

FIG. 1 is a front elevational view of an inverter showing my new design;
FIG. 2 is a rear elevational view thereof;
FIG. 3 is a left side view thereof;
FIG. 4 is a right side view thereof;
FIG. 5 is a top plan view thereof;
FIG. 6 is a bottom plan view thereof; and,
FIG. 7 is a perspective view thereof.

1 Claim, 2 Drawing Sheets






FIG. 1




FIG. 2




FIG. 3




FIG. 4




FIG. 5




FIG. 6



FIG. 7