



US00D872008S

(12) **United States Design Patent**
Lamb

(10) **Patent No.:** **US D872,008 S**

(45) **Date of Patent:** **** Jan. 7, 2020**

(54) **TIRE**

(71) Applicant: **CONTINENTAL REIFEN
DEUTSCHLAND GMBH**, Hannover
(DE)

(72) Inventor: **Matthew Lamb**, Waxhaw, NC (US)

(73) Assignee: **Continental Reifen Deutschland
GmbH**, Hannover (DE)

(**) Term: **15 Years**

(21) Appl. No.: **29/663,084**

(22) Filed: **Sep. 12, 2018**

(51) **LOC (12) Cl.** **12-15**

(52) **U.S. Cl.**
USPC **D12/527**

(58) **Field of Classification Search**
USPC D12/519, 520, 521, 522, 523, 526, 527,
D12/528, 531, 532, 604
CPC B60C 11/0304
See application file for complete search history.

(56) **References Cited**

U.S. PATENT DOCUMENTS

D490,046 S * 5/2004 Fukunaga D12/521
D653,606 S * 2/2012 Raatikainen D12/521

D656,084 S * 3/2012 Jacobs D12/527
D715,215 S * 10/2014 Lamb D12/531
D726,642 S * 4/2015 Sato D12/532
D738,289 S * 9/2015 Brandau D12/531
D743,876 S * 11/2015 Dixon D12/532
D771,549 S * 11/2016 Shondel D12/521
D771,552 S * 11/2016 Umstot D12/531
D773,977 S * 12/2016 Dixon D12/521
D779,409 S * 2/2017 Zhang D12/501
D782,958 S * 4/2017 Sareen D12/519
D789,874 S * 6/2017 Jacobs D12/528

* cited by examiner

Primary Examiner — Robert M. Spear

(74) *Attorney, Agent, or Firm* — Laurence A. Greenberg;
Werner H. Stemer; Ralph E. Locher

(57) **CLAIM**

The ornamental design for a tire, as shown and described.

DESCRIPTION

FIG. 1 is a front perspective view of the tire showing my new invention;

FIG. 2 is a front elevation view thereof;

FIG. 3 is an enlarged partial front elevation view thereof;

FIG. 4 is a left side elevation view thereof; and,

FIG. 5 is a right side elevation thereof.

The broken line in FIG. 1 depicts the claim boundary and forms no part thereof.

1 Claim, 5 Drawing Sheets





FIG. 1



FIG. 2




FIG. 3




FIG. 4




FIG. 5