



US00D872007S

(12) **United States Design Patent**
Muilenburg et al.

(10) **Patent No.:** **US D872,007 S**
(45) **Date of Patent:** **** Jan. 7, 2020**

- (54) **TOOLBOX FOR A WORK MACHINE**
- (71) Applicant: **Deere & Company**, Moline, IL (US)
- (72) Inventors: **Marta Muilenburg**, Waterloo, IA (US);
Kurt R. Wessels, Aplington, IA (US)
- (73) Assignee: **DEERE & COMPANY**, Moline, IL (US)
- (**) Term: **15 Years**
- (21) Appl. No.: **29/646,917**
- (22) Filed: **May 8, 2018**
- (51) **LOC (12) Cl.** **12-16**
- (52) **U.S. Cl.**
USPC **D12/423**; D3/905; D12/414.1
- (58) **Field of Classification Search**
USPC D9/414, 423, 432; D10/46, 47, 60, 61,
D10/81, 96, 100, 101, 103, 104.1;
D14/299-302, 313, 314, 902; D15/122,
D15/124-127, 130, 131, 140, 199;
D24/107, 121, 162, 163, 186, 216,
D24/223-226, 231, 232, 234; D3/210,
D3/905; D12/414, 414.1, 423
CPC B60R 11/06
See application file for complete search history.

- D630,015 S * 1/2011 Weng D12/414.1
- 8,083,111 B2 12/2011 Lase
- D655,729 S * 3/2012 Mueller D15/122
- D657,806 S * 4/2012 Mueller D15/122
- D680,560 S * 4/2013 Fundakowski D15/28
- D702,523 S * 4/2014 Ingram D8/71
- D719,668 S * 12/2014 Cien D24/216
- D737,452 S * 8/2015 Park D24/185
- D742,876 S * 11/2015 Ignomirello D14/372
- D742,878 S * 11/2015 Sedlmeir D14/385
- D749,570 S * 2/2016 Lee D14/344
- D767,638 S * 9/2016 Kuge D11/144
- D782,329 S * 3/2017 Sobel D9/734
- D790,408 S * 6/2017 Wymore D12/162
- D803,707 S * 11/2017 Madrid D10/70
- D809,143 S * 1/2018 Long D24/164
- D810,316 S * 2/2018 Hoelbl D24/232
- D825,307 S * 8/2018 Peterman D8/73
- D826,023 S * 8/2018 Chun D8/72
- D836,037 S * 12/2018 Tran D12/102
- D843,822 S * 3/2019 Chappus D8/380

(Continued)

Primary Examiner — Brett Miller
Assistant Examiner — Fitzgerald L Butac

(57) **CLAIM**

The ornamental design for a toolbox for a work machine, as shown and described.

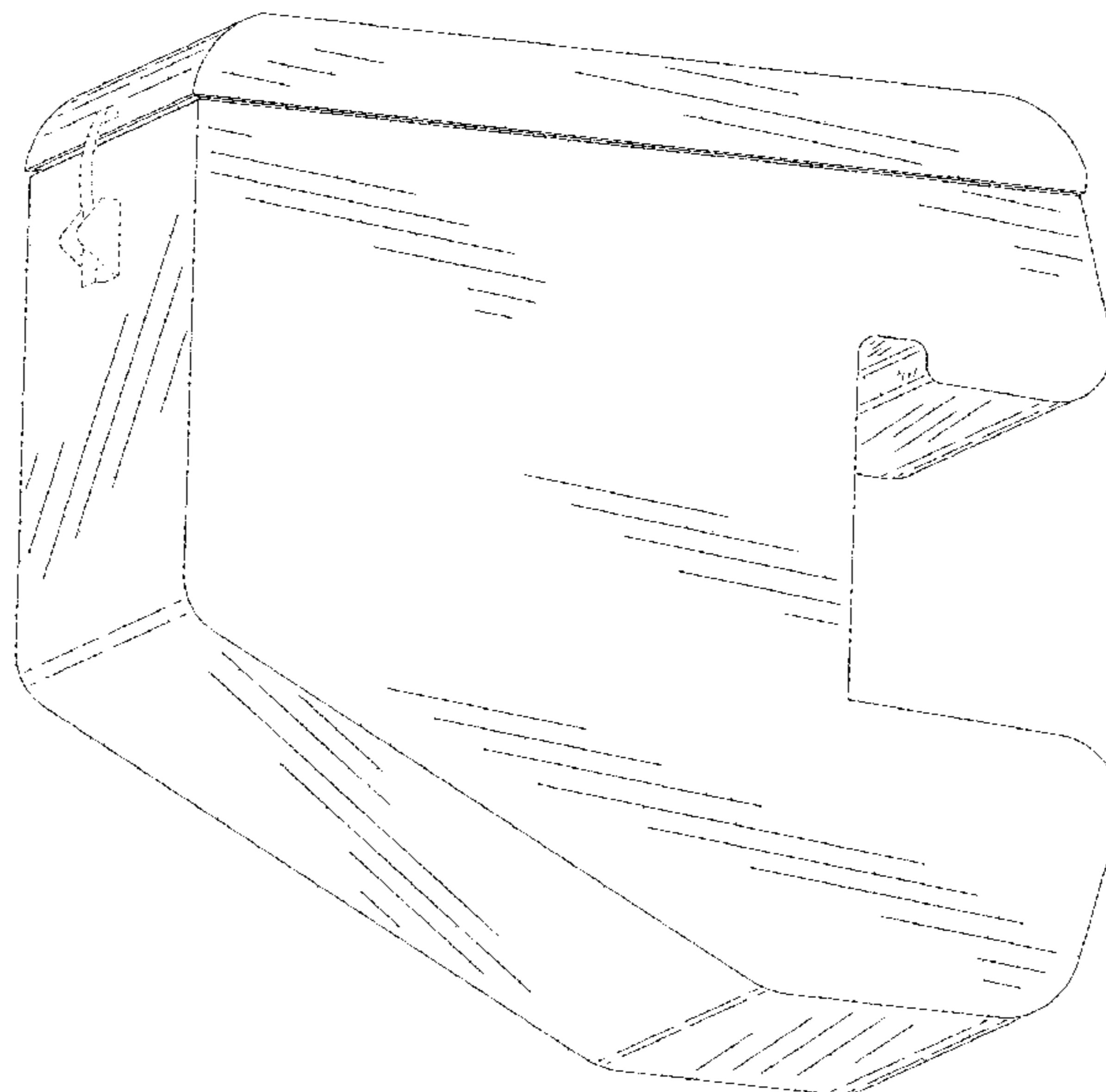
DESCRIPTION

FIG. 1 is a lower front left perspective view of a toolbox for a work machine embodying the claimed design.
FIG. 2 is a left side view thereof.
FIG. 3 is a right side view thereof.
FIG. 4 is a front view thereof.
FIG. 5 is a rear view thereof.
FIG. 6 is a top view thereof; and,
FIG. 7 is a bottom view thereof.
The broken lines show portions of a toolbox for work machine that form no part of the claimed design.

1 Claim, 7 Drawing Sheets

(56) **References Cited**
U.S. PATENT DOCUMENTS

- D261,034 S * 9/1981 Armbruster D10/46
- D261,519 S * 10/1981 Irelan D15/134
- D368,249 S * 3/1996 Ferrer D12/423
- D374,654 S * 10/1996 Steketee D12/414.1
- D392,199 S * 3/1998 Evans D10/75
- D449,210 S * 10/2001 Fange D8/72
- D488,725 S * 4/2004 Craig D10/47
- D556,531 S * 12/2007 Allen D8/72
- D574,400 S * 8/2008 Willibald D15/123
- D576,008 S * 9/2008 Franks, Jr. D8/72



(56)

References Cited

U.S. PATENT DOCUMENTS

D844,472 S * 4/2019 Van Wijngaarden D10/97
D844,594 S * 4/2019 Karakasiliotis D14/240

* cited by examiner

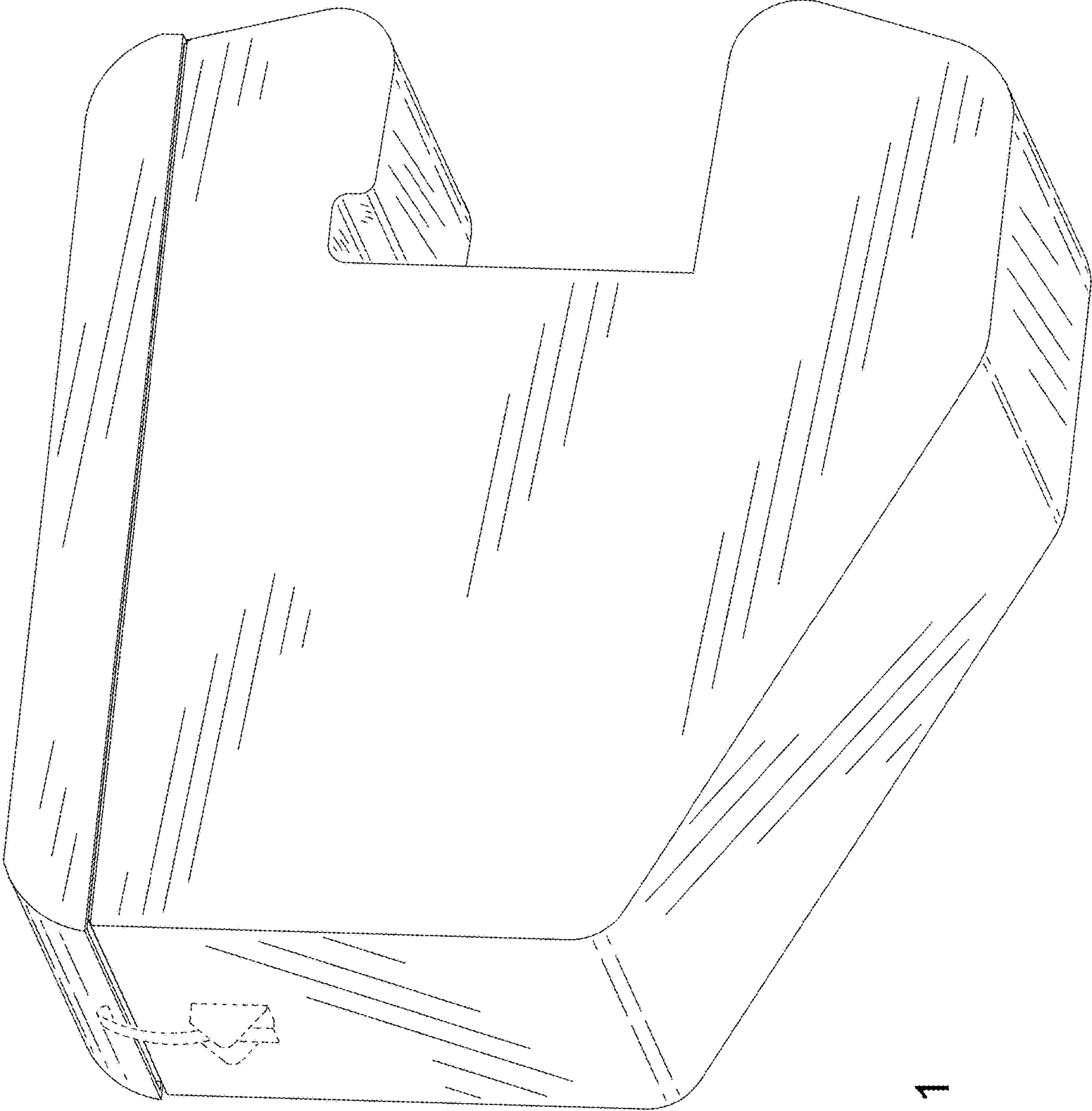


FIG. 1

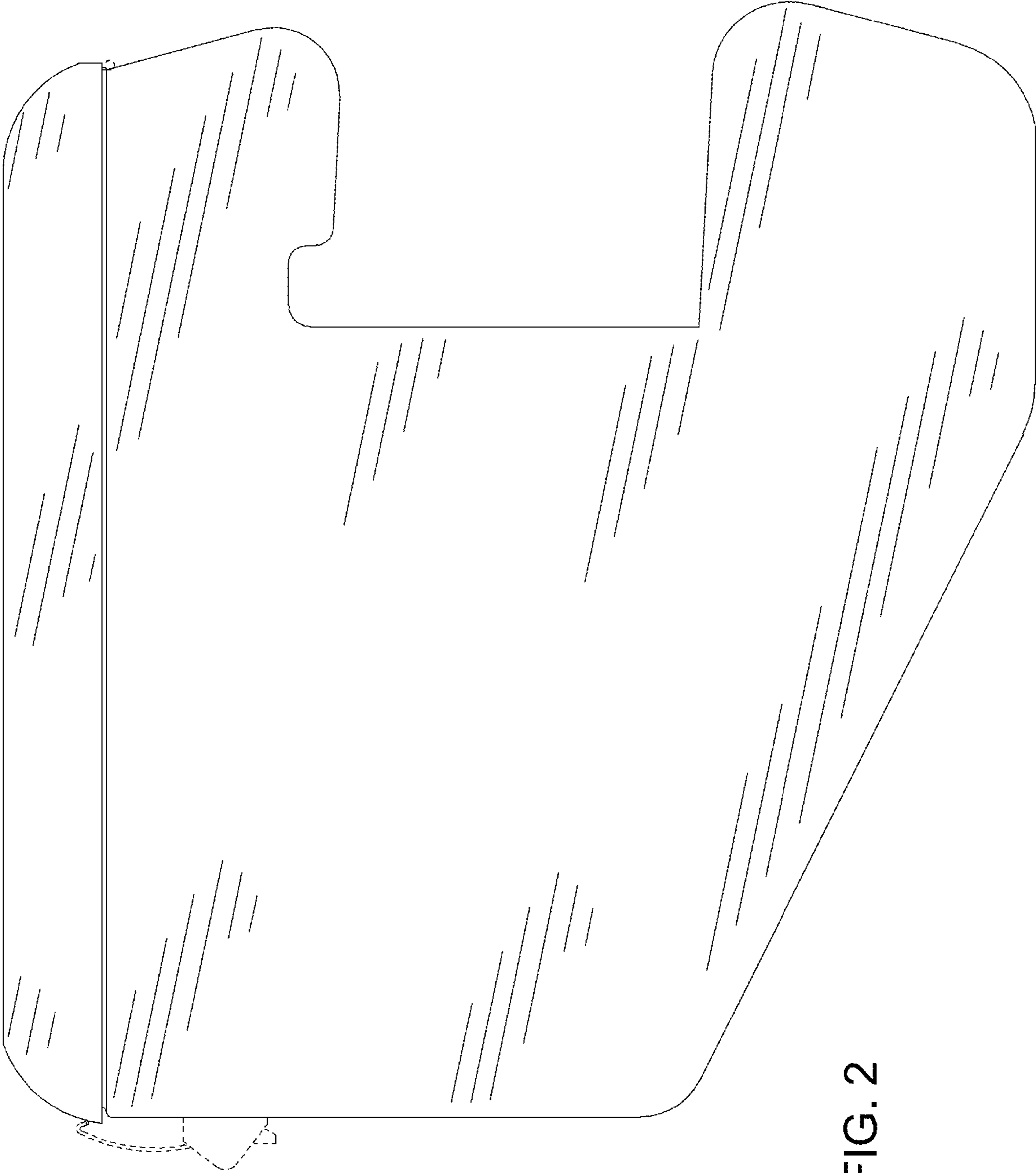


FIG. 2

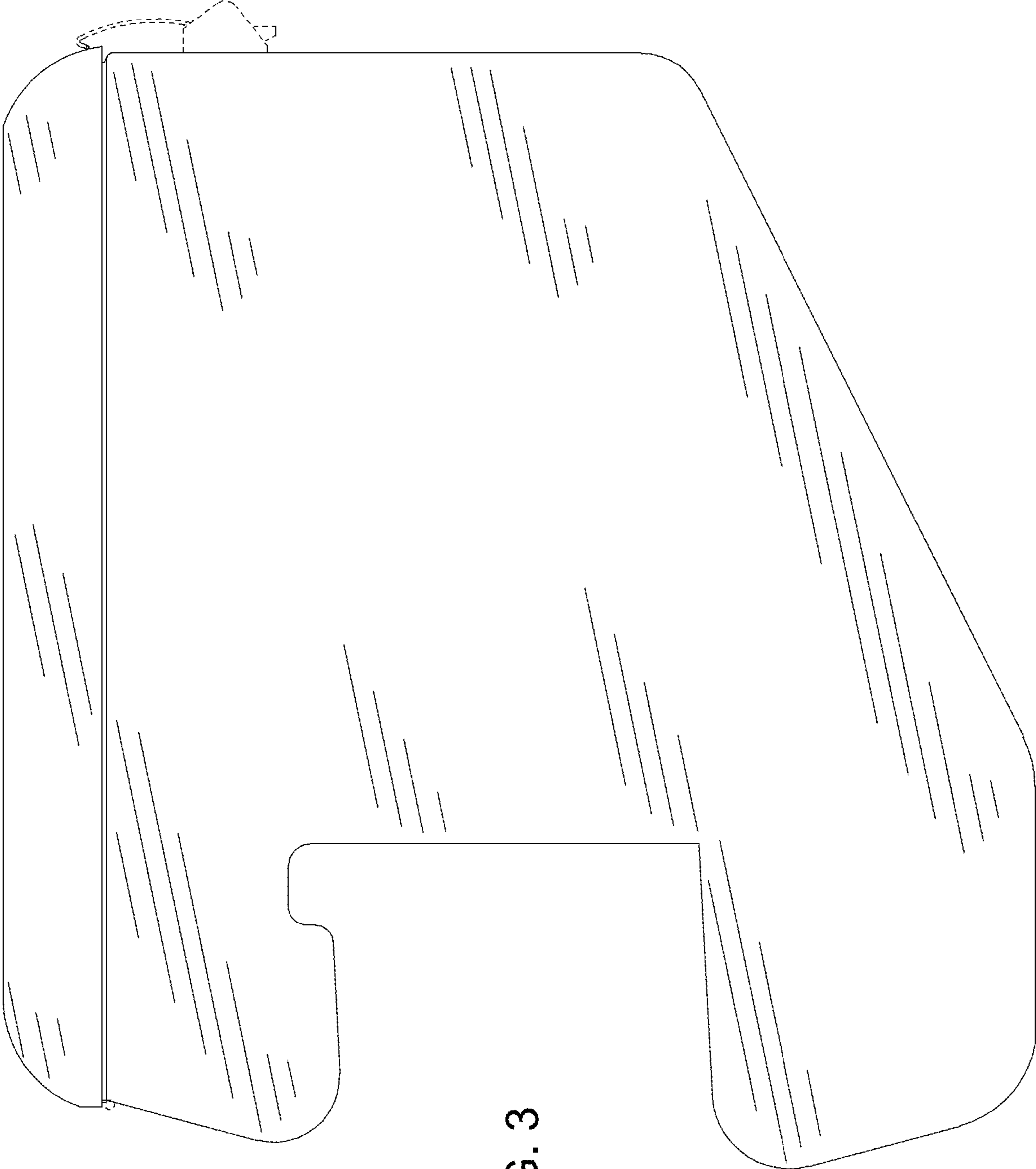


FIG. 3




FIG. 4

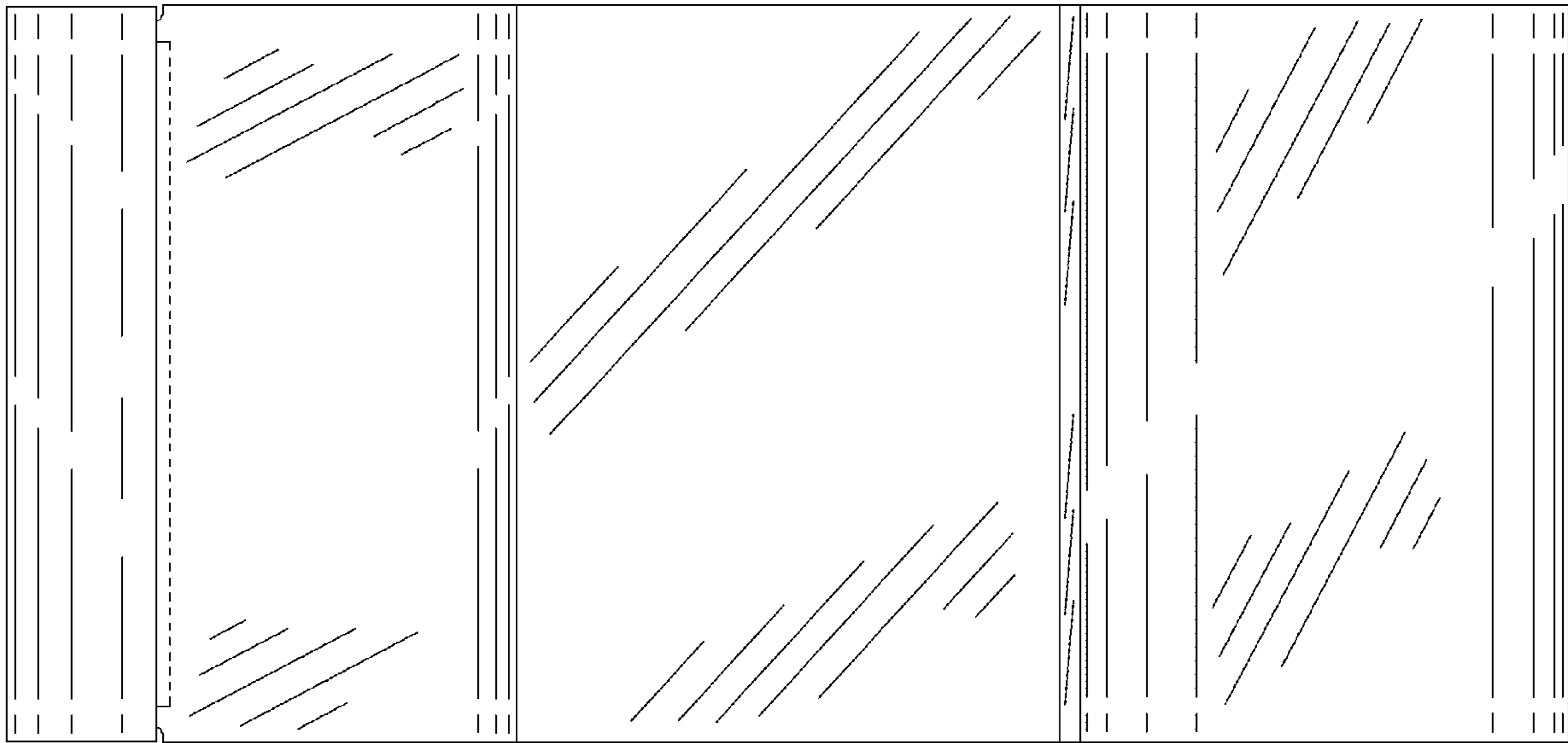


FIG. 5

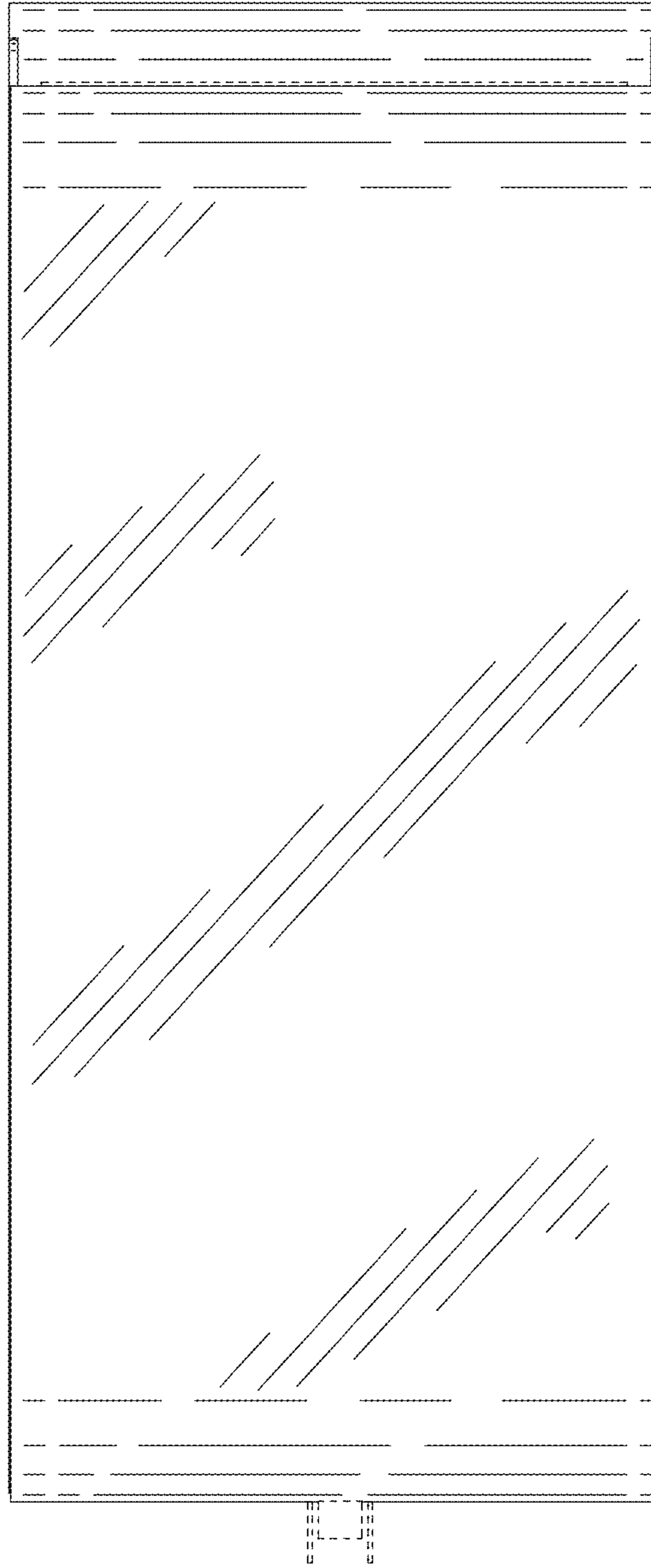


FIG. 6

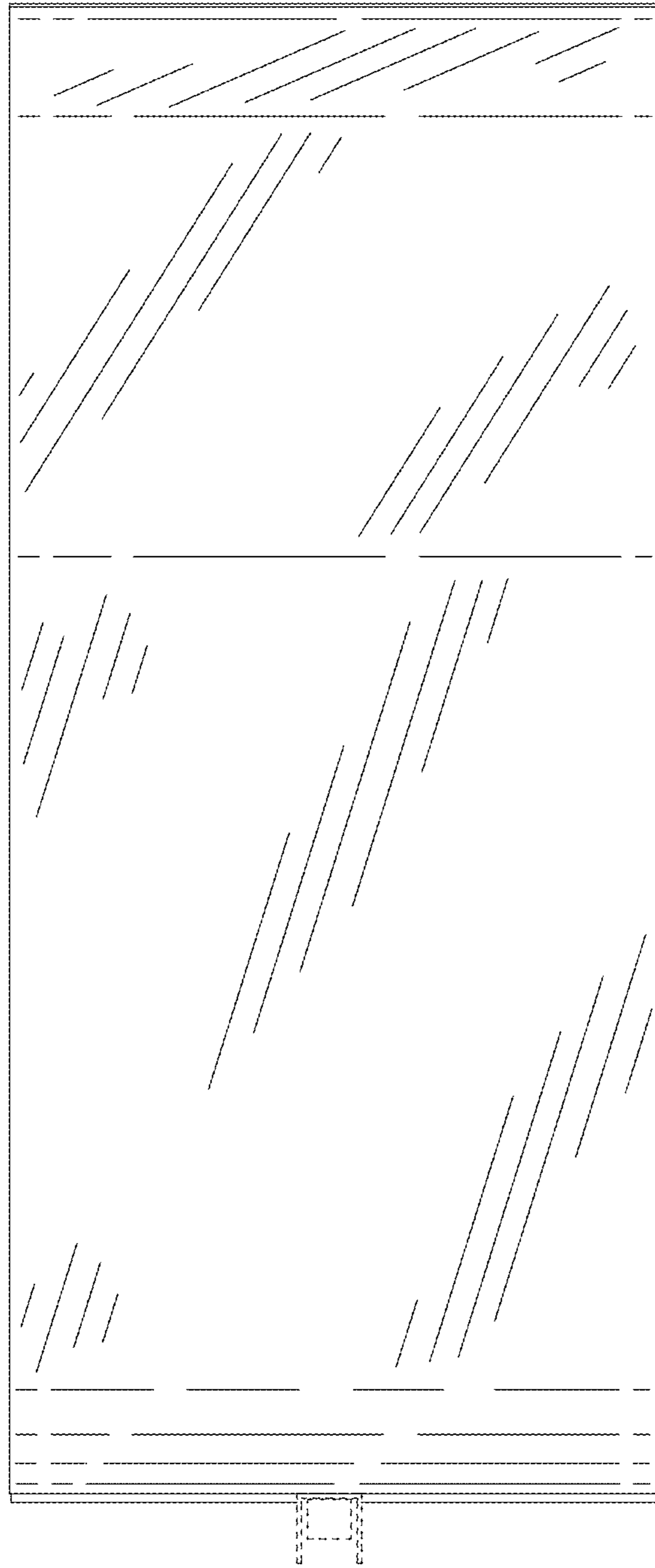


FIG. 7