



US00D872002S

(12) **United States Design Patent**  
**Kobylko**

(10) **Patent No.:** **US D872,002 S**

(45) **Date of Patent:** **\*\* Jan. 7, 2020**

(54) **BOAT**

(71) Applicant: **GALEON SPOLKA Z  
OGRANICZONA  
ODPOWIEDZIALNOSCIA SPOLKA  
KOMANDYTOWA, Straszyn (PL)**

(72) Inventor: **Jacek Kobylko, Straszyn (PL)**

(73) Assignee: **GALEON SPOLKA Z  
ORGANICZONA  
ODPOWIEDZIALNOSCIA SPOLKA  
KOMANDYTOWA, Straszyn (PL)**

(\*\*) Term: **15 Years**

(21) Appl. No.: **29/573,563**

(22) Filed: **Aug. 8, 2016**

(51) **LOC (12) Cl.** ..... **12-06**

(52) **U.S. Cl.**  
USPC ..... **D12/300**

(58) **Field of Classification Search**  
USPC ..... D12/300, 302, 303, 304, 307, 310–314,  
D12/316, 317; 114/39.11–39.15,  
114/39.21–39.32, 61.1, 61.2, 61.32,  
114/61.33, 62, 355–358, 271, 273, 283,  
114/288–292, 343, 363; 440/27, 35  
CPC ..... B63B 17/00; B63B 17/02; B63B 35/81;  
B63B 35/816; B62B 21/04  
See application file for complete search history.

(56) **References Cited**

**U.S. PATENT DOCUMENTS**

4,383,828 A \* 5/1983 Wynne ..... B63B 1/08  
114/343  
D290,949 S \* 7/1987 Scarboro ..... D12/315

D315,892 S \* 4/1991 Tollefson ..... D12/315  
D349,881 S \* 8/1994 Hilliard ..... D12/315  
D488,841 S \* 4/2004 Yuen ..... D21/542  
D553,071 S \* 10/2007 de Rover ..... D12/315  
D587,641 S \* 3/2009 Bouckaert ..... D12/300  
D770,963 S \* 11/2016 Demaria ..... D12/300  
D817,848 S \* 5/2018 Mattila ..... D12/300  
D818,418 S \* 5/2018 Mattila ..... D12/300  
D818,419 S \* 5/2018 Mattila ..... D12/300

\* cited by examiner

*Primary Examiner* — Cynthia M. Chin

(74) *Attorney, Agent, or Firm* — Katten Muchin  
Rosenman LLP

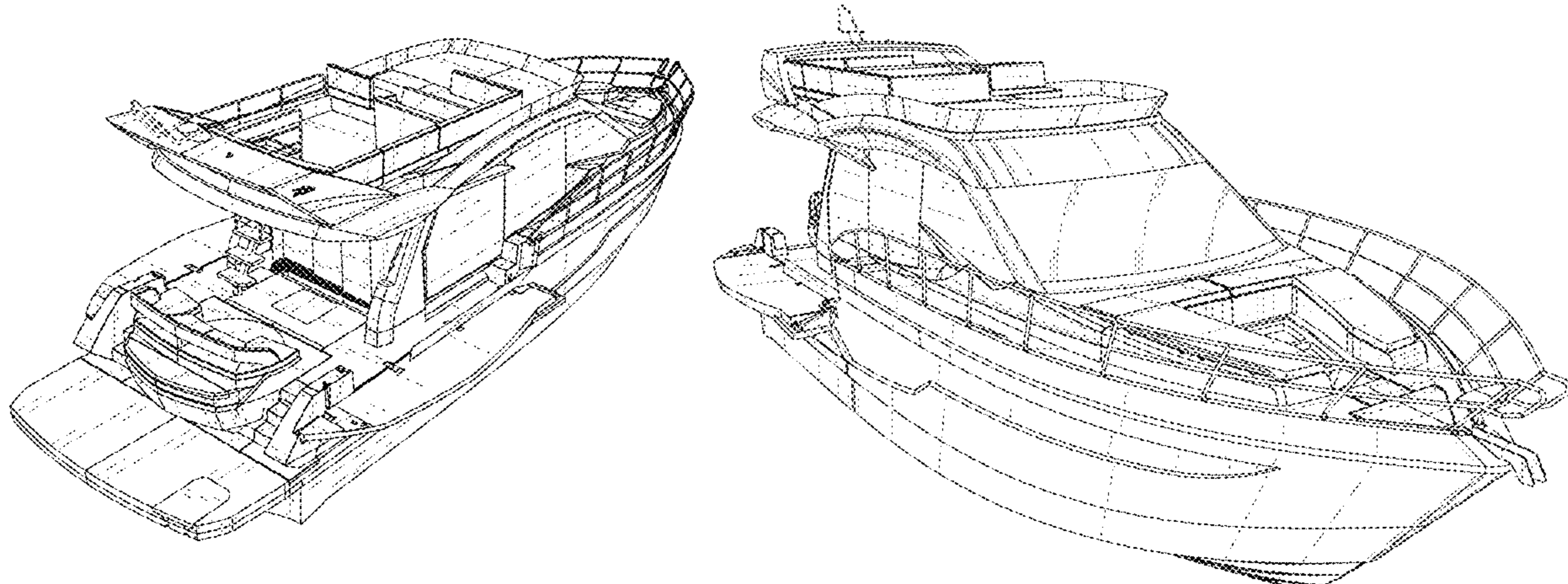
(57) **CLAIM**

The ornamental design for a boat, as shown and described.

**DESCRIPTION**

FIG. 1 is a left side view of the boat showing my new design.  
FIG. 2 is a top view of the boat of FIG. 1.  
FIG. 3 is a rear view of the boat of FIG. 1.  
FIG. 4 is a rear elevation perspective view of the boat of FIG. 1.  
FIG. 5 is a front elvation perspective view of the boat of FIG. 1.  
FIG. 6 is a bottom perspective view of the boat of FIG. 1; and,  
FIG. 7 is a bottom view of the boat of FIG. 1.  
The broken lines are for the purpose of illustrating portions of the article that form no part of the claim.

**1 Claim, 7 Drawing Sheets**



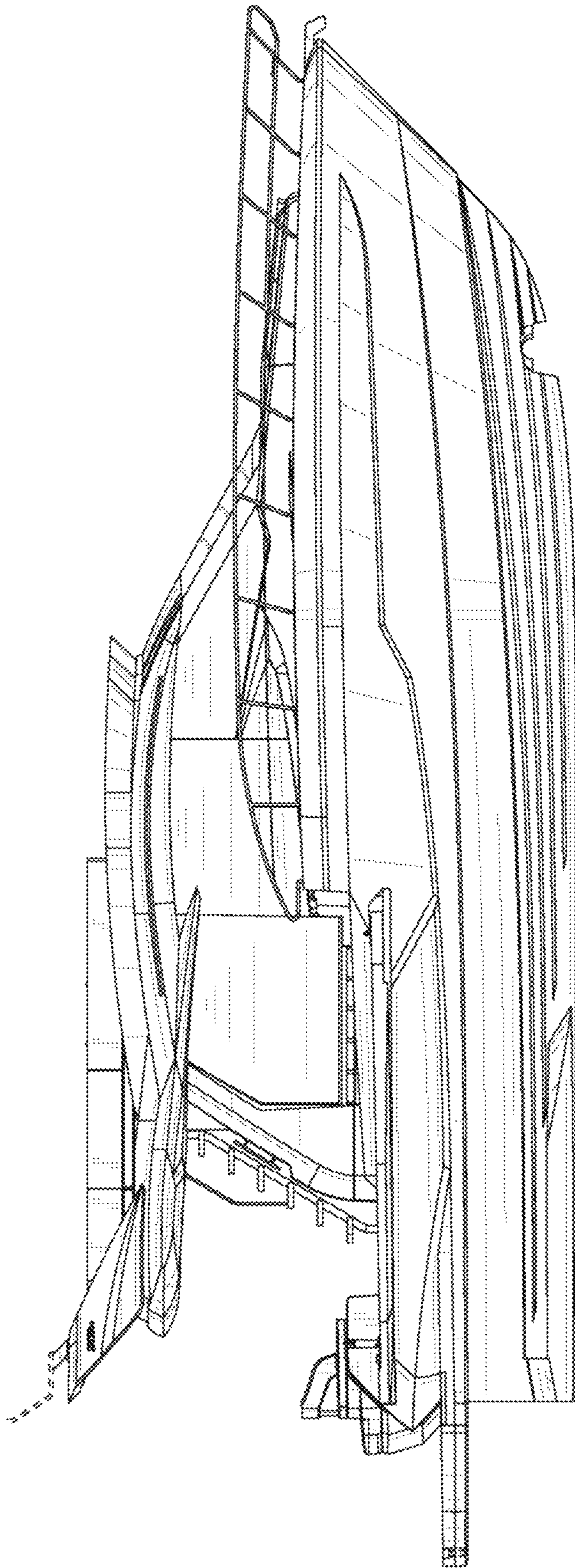


Fig. 1

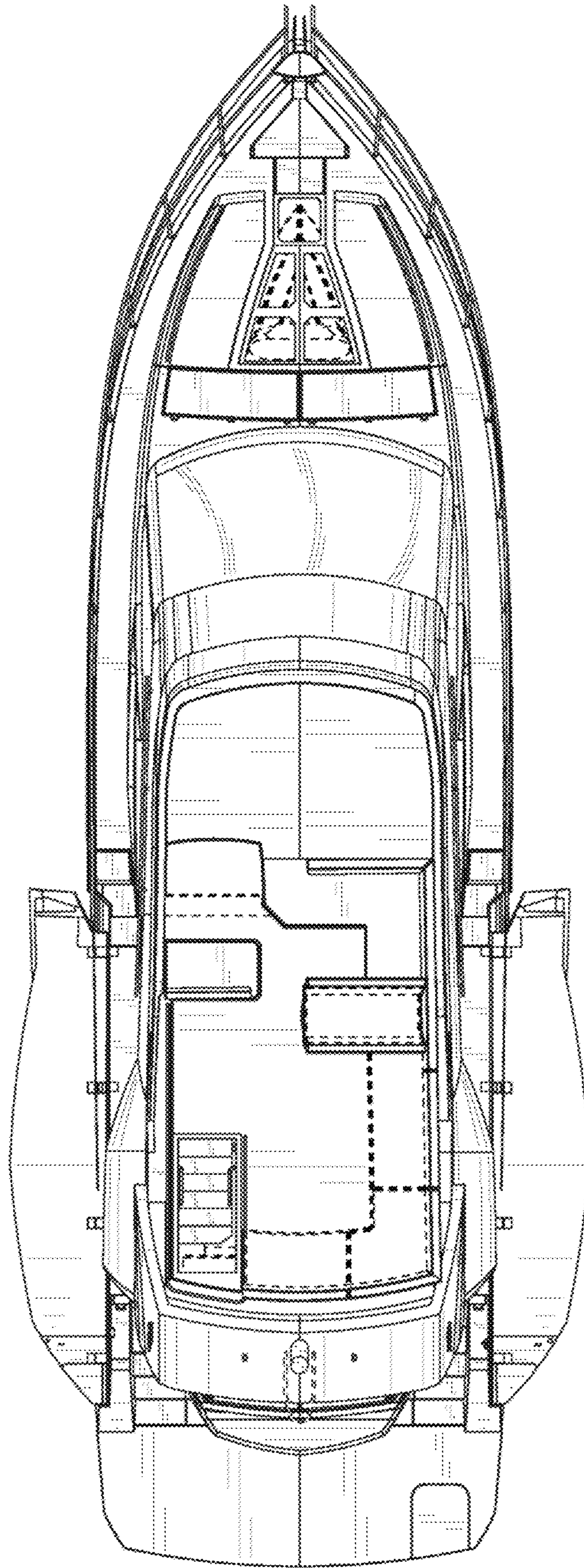


Fig. 2

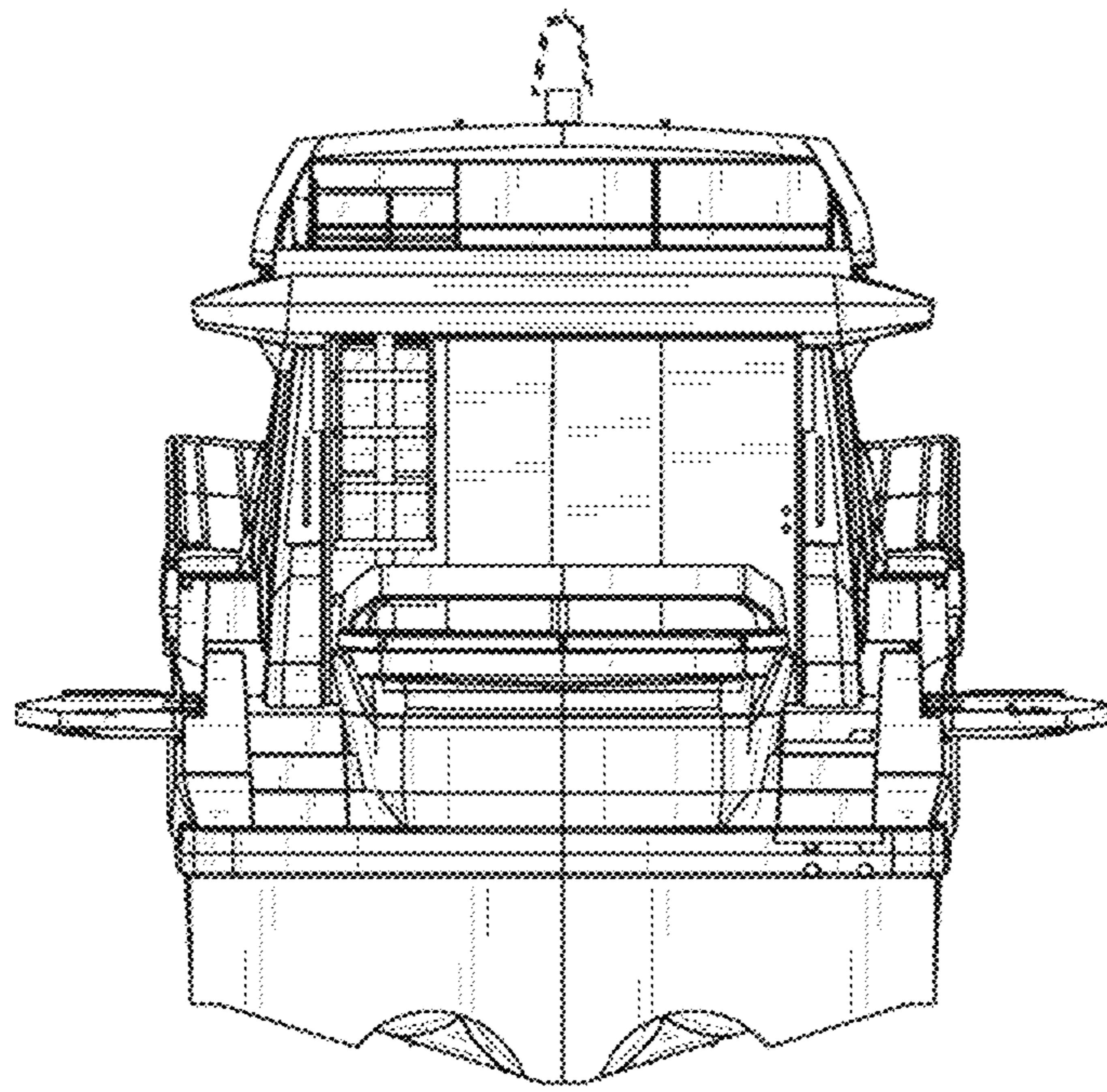


Fig. 3

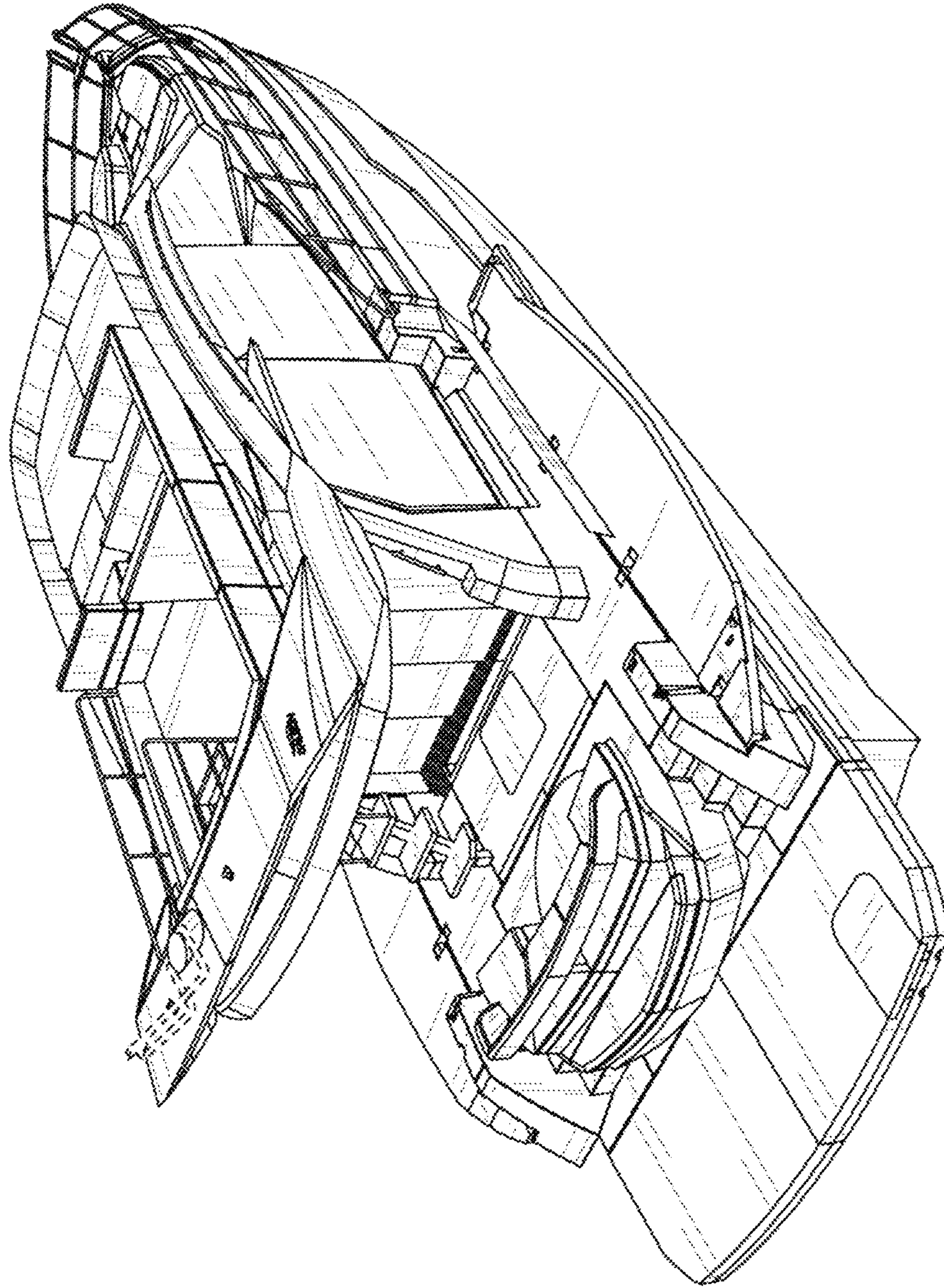


Fig. 4

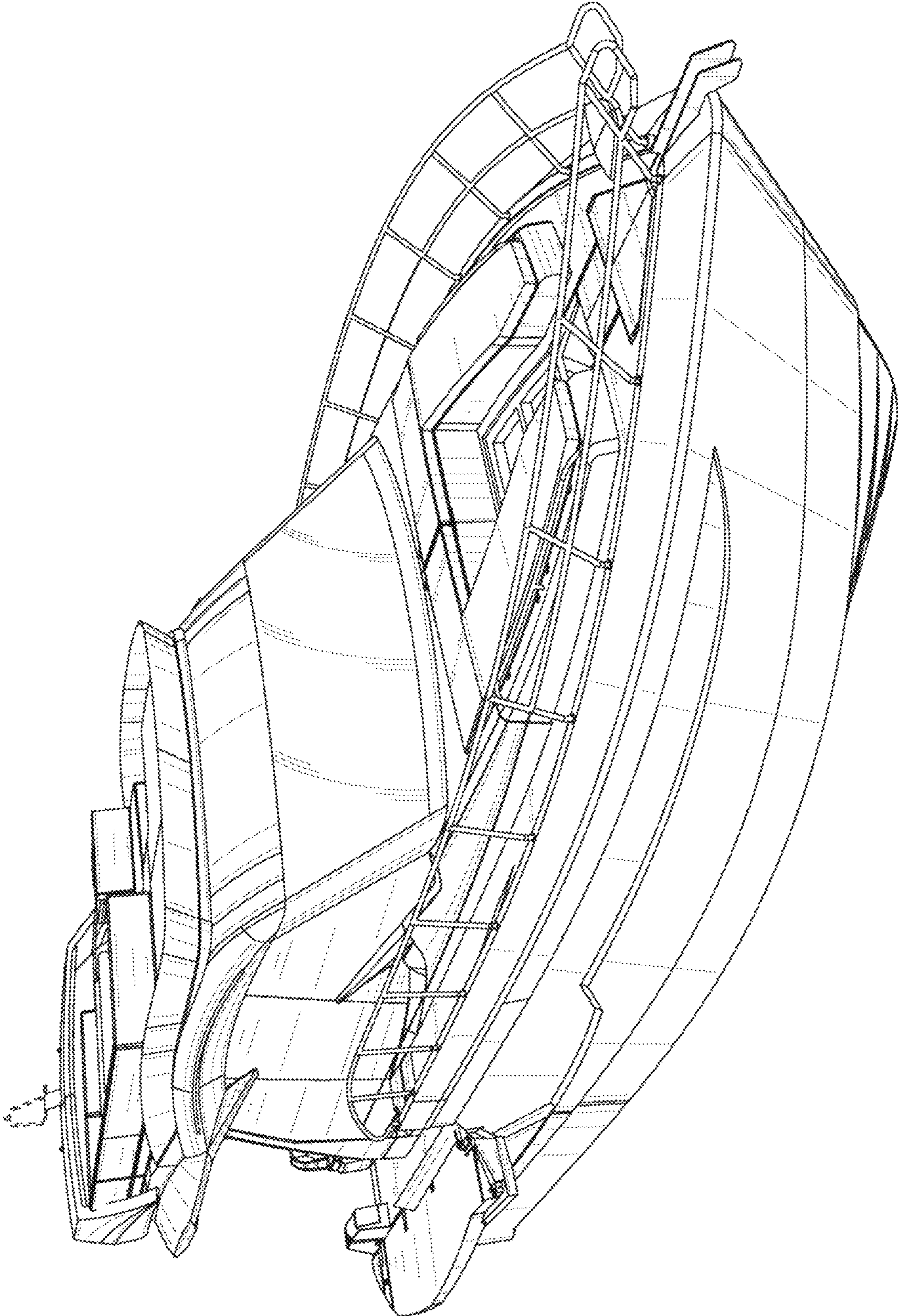


Fig. 5

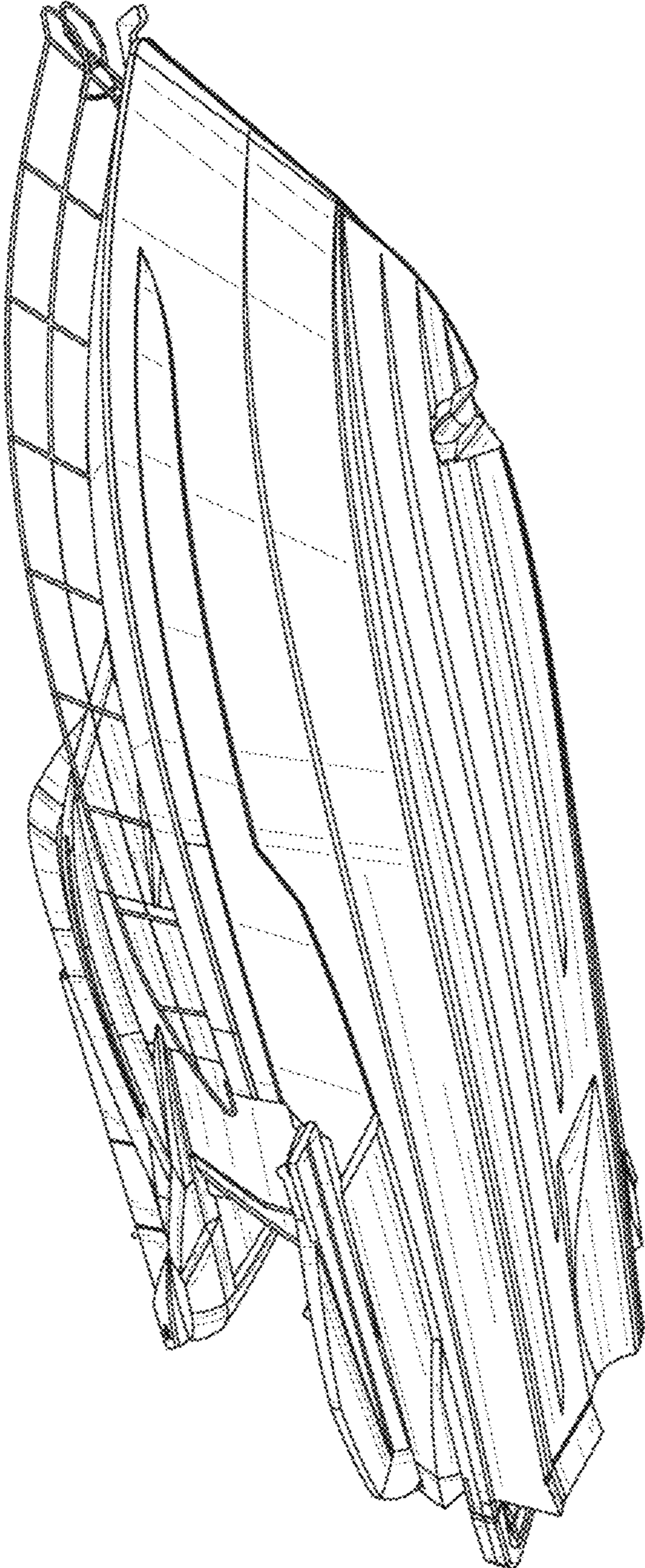


Fig. 6

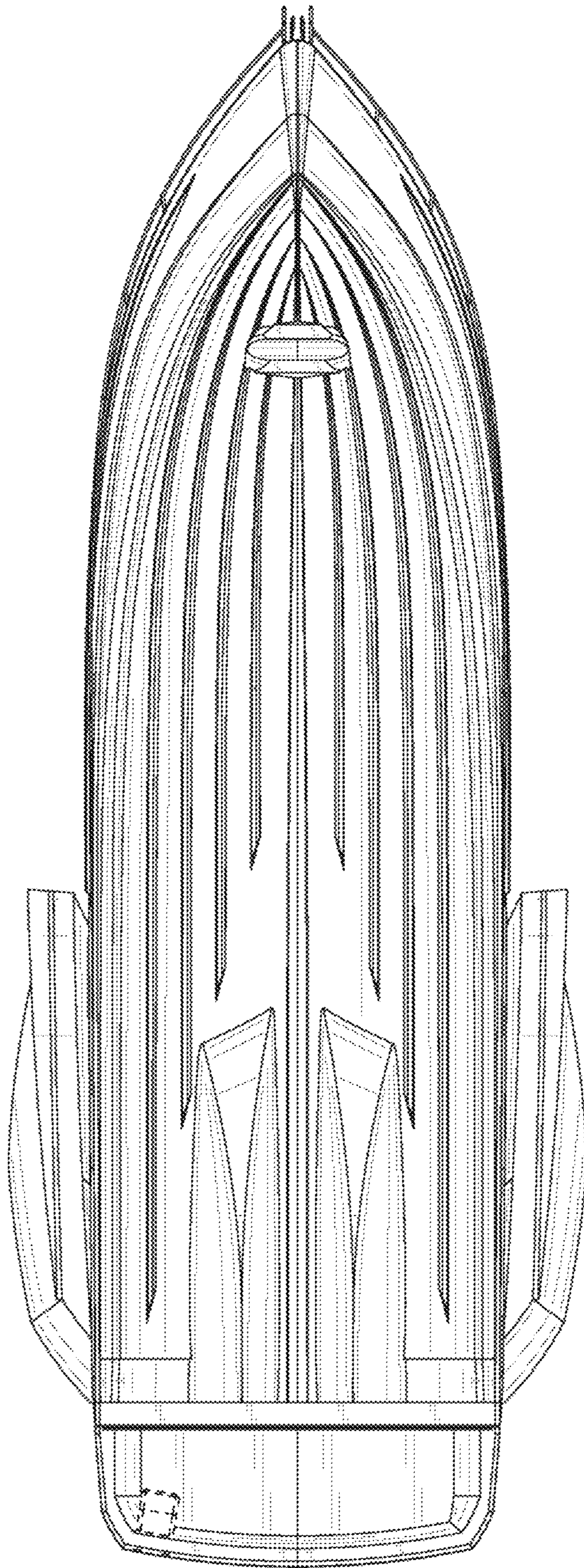


Fig. 7