



US00D871984S

(12) **United States Design Patent**
Munsell

(10) **Patent No.:** **US D871,984 S**
(45) **Date of Patent:** **** Jan. 7, 2020**

(54) **VEHICULAR SPOILER**
(71) Applicant: **Michael A. Munsell**, Lake Jackson, TX
(US)
(72) Inventor: **Michael A. Munsell**, Lake Jackson, TX
(US)

(**) Term: **15 Years**

(21) Appl. No.: **29/633,146**

(22) Filed: **Jan. 12, 2018**

(51) **LOC (12) Cl.** **12-16**

(52) **U.S. Cl.**
USPC **D12/181**

(58) **Field of Classification Search**
USPC D12/181, 163, 164, 171, 172, 173, 414,
D12/412, 406, 167, 169, 196, 400, 184,
D12/190
CPC B60K 11/08; B60K 13/02; B62D 25/06;
B62D 25/10; B62D 25/12
See application file for complete search history.

(56) **References Cited**

U.S. PATENT DOCUMENTS

D335,854 S * 5/1993 Stanesic D12/181
D348,705 S * 7/1994 Onopa D12/181
D375,710 S * 11/1996 Brown D12/181

D641,297 S * 7/2011 Vardis D12/181
D775,026 S * 12/2016 Platto D12/181
D777,628 S * 1/2017 Kozub D12/181
D784,223 S * 4/2017 Lee D12/181
D784,877 S * 4/2017 Lee D12/181
D801,243 S * 10/2017 Cosme D12/181
D808,312 S * 1/2018 Piscitelli D12/181

* cited by examiner

Primary Examiner — Susan E Krakower
Assistant Examiner — Jerry Shiuan-Hua Hsu
(74) *Attorney, Agent, or Firm* — Dunlap Bennett &
Ludwig PLLC

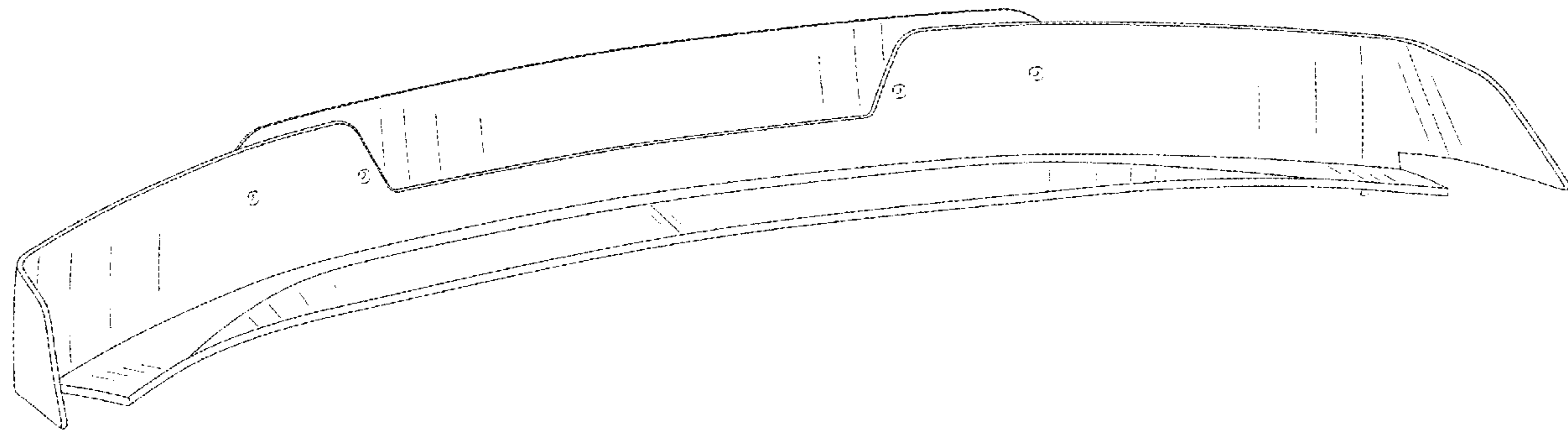
(57) **CLAIM**

The ornamental design for a vehicular spoiler, as shown and described.

DESCRIPTION

FIG. 1 is a front perspective view of a vehicular spoiler, showing my new design;
FIG. 2 is a front elevation view thereof;
FIG. 3 is a rear elevation view thereof;
FIG. 4 is a left side elevation view of FIG. 1, the right side elevation view being a mirror image thereof;
FIG. 5 is a top plan view thereof; and,
FIG. 6 is a bottom plan view thereof.
The broken lines shown in the drawings depict portions of the vehicular spoiler that form no part of the claimed design.

1 Claim, 3 Drawing Sheets



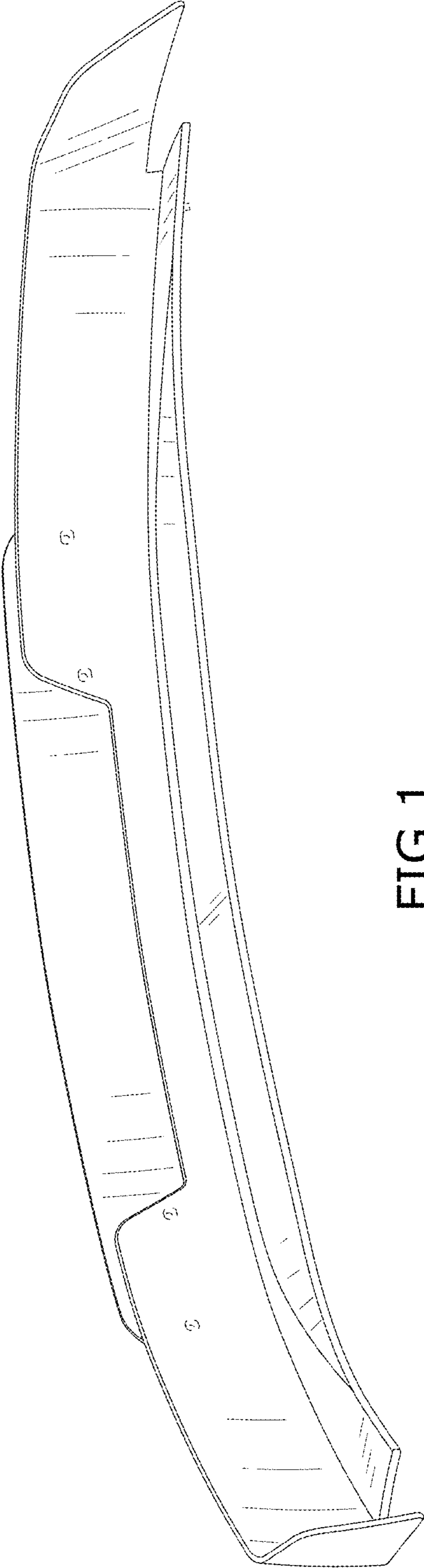


FIG.1

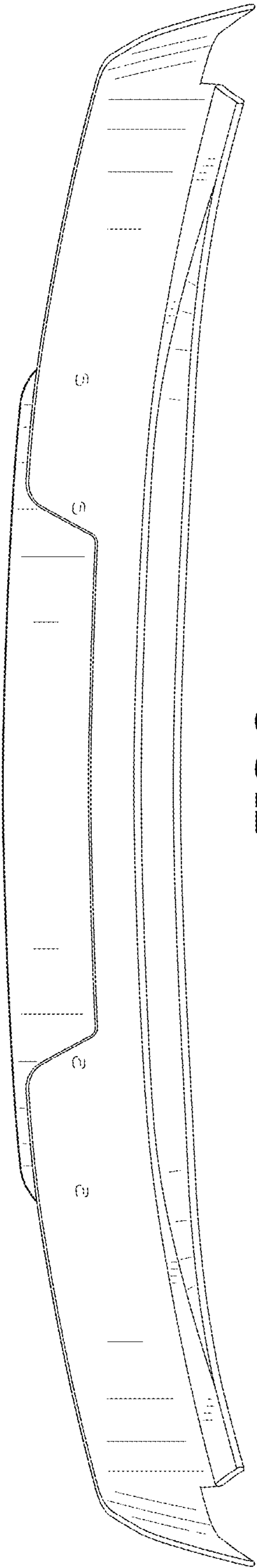


FIG. 2

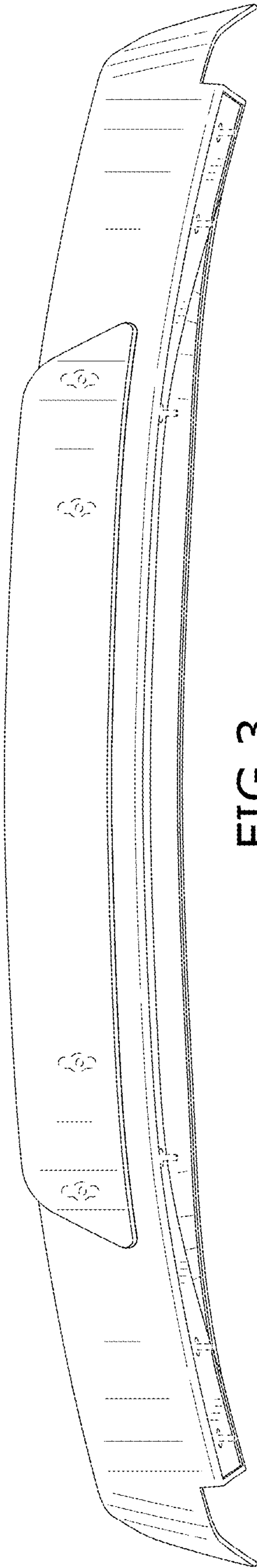


FIG. 3

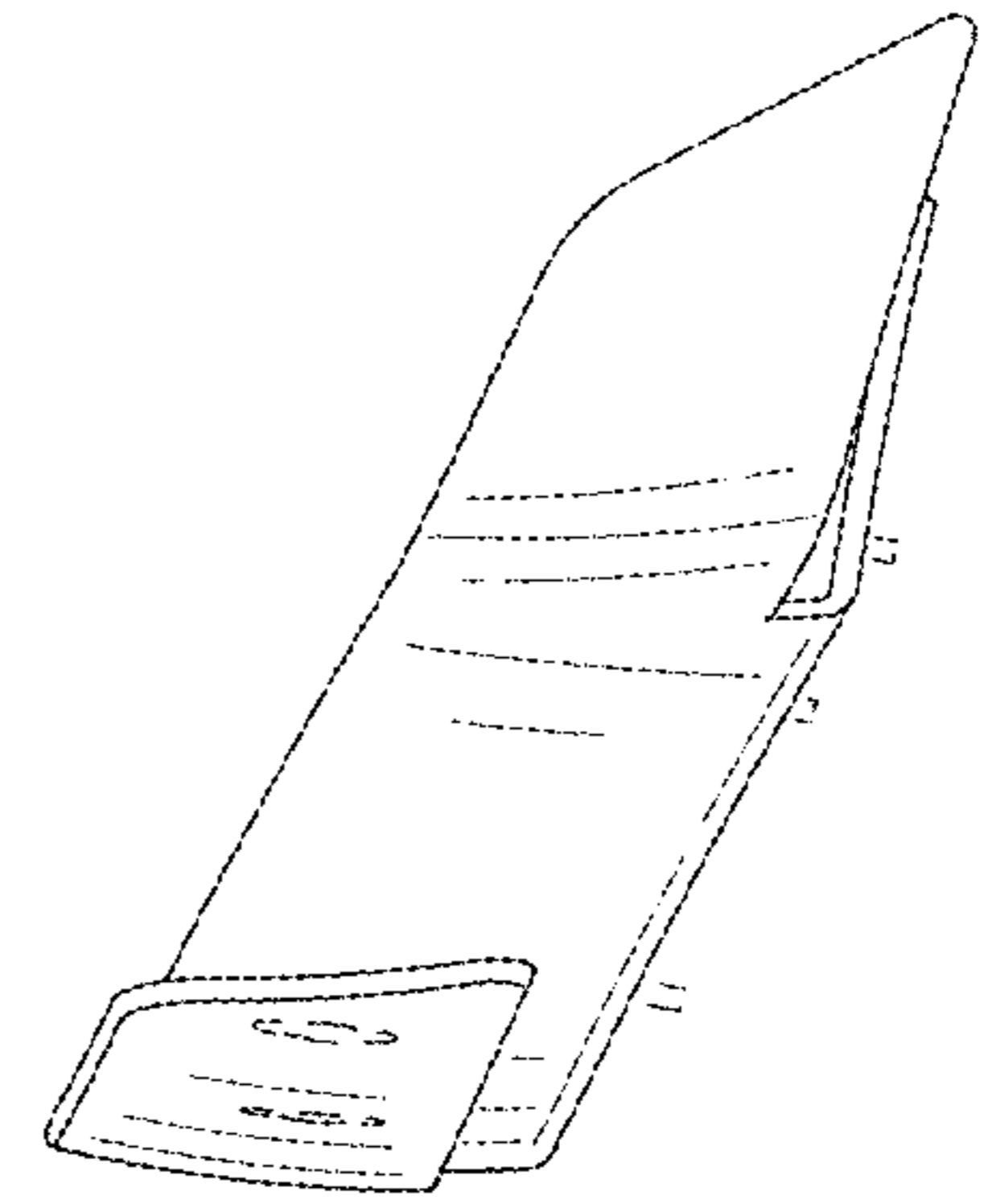


FIG. 4

