



US00D871972S

(12) **United States Design Patent**  
**Smith**

(10) **Patent No.:** **US D871,972 S**

(45) **Date of Patent:** **\*\* Jan. 7, 2020**

- (54) **TRUCK**
- (71) Applicant: **Worrel Smith**, Pembroke Pines, FL  
(US)
- (72) Inventor: **Worrel Smith**, Pembroke Pines, FL  
(US)
- (\*\*) Term: **15 Years**
- (21) Appl. No.: **29/619,727**
- (22) Filed: **Oct. 1, 2017**
- (51) **LOC (12) Cl.** ..... **12-04**
- (52) **U.S. Cl.**  
USPC ..... **D12/93**
- (58) **Field of Classification Search**  
USPC ..... D12/166, 167, 169, 171, 172, 181, 183,  
D12/190, 196, 216  
CPC ..... B60R 1/06; B62D 25/10; B62D 25/16;  
B62D 25/168  
See application file for complete search history.

- D532,352 S \* 11/2006 Angelo ..... D12/184
- D532,727 S \* 11/2006 Schiavone ..... D12/169
- 7,185,920 B2 \* 3/2007 Drummond ..... B62D 25/168  
280/770
- 7,195,307 B2 \* 3/2007 Tucker ..... B62D 25/10  
16/225
- 7,207,172 B2 \* 4/2007 Willix ..... B62D 25/10  
60/274
- 7,240,753 B2 \* 7/2007 Ellerman ..... B62D 25/16  
180/69.2
- D557,191 S \* 12/2007 Curtis, Jr. .... D12/196
- D560,582 S \* 1/2008 Simons ..... D12/196
- D575,694 S \* 8/2008 Opfer ..... D12/169
- D575,696 S \* 8/2008 Gale ..... D12/169
- D617,242 S \* 6/2010 Lackore ..... D12/190
- D627,687 S \* 11/2010 Lewis ..... D12/12
- D654,417 S \* 2/2012 Peltola ..... D12/196
- 8,226,158 B1 \* 7/2012 Jackson ..... B62D 25/168  
280/160
- D666,541 S \* 9/2012 Stimel, Jr. .... D12/181

(Continued)

*Primary Examiner* — Susan Bennett Hattan  
*Assistant Examiner* — Suzanne E Tisdell  
 (74) *Attorney, Agent, or Firm* — Christopher J. VanDam  
 PA; Chris Vandam

(56) **References Cited**

U.S. PATENT DOCUMENTS

- 4,500,063 A \* 2/1985 Schmidt ..... B60R 1/06  
248/314
- D319,996 S \* 9/1991 Thompson ..... D12/100
- D343,819 S \* 2/1994 Meryman ..... D12/181
- D384,317 S \* 9/1997 Jahnke ..... D12/181
- 5,826,672 A \* 10/1998 Holter ..... B62D 25/10  
180/69.21
- D414,150 S \* 9/1999 Sutton ..... D12/181
- 5,947,520 A \* 9/1999 McHorse ..... B62D 35/001  
280/154
- 6,286,964 B1 \* 9/2001 Litmer ..... B60R 1/06  
150/154
- 6,454,035 B1 \* 9/2002 Waskow ..... B62D 33/067  
180/69.21
- 6,682,130 B2 \* 1/2004 Lustig ..... B62D 25/10  
296/146.12
- D504,850 S \* 5/2005 Gunter ..... D12/169


(57) **CLAIM**

The ornamental design for an truck, as shown.

**DESCRIPTION**

FIG. 1 shows a rear elevation view of a truck.  
 FIG. 2 shows a perspective view of the truck.  
 FIG. 3 shows a perspective view of the truck.  
 FIG. 4 shows a perspective view of the truck.  
 FIG. 5 shows a perspective view of the truck.  
 FIG. 6 shows a perspective view of the truck.  
 FIG. 7 shows a perspective view of the truck; and,  
 FIG. 8 shows a top plan view of the truck.

**1 Claim, 8 Drawing Sheets**



(56)

**References Cited**

## U.S. PATENT DOCUMENTS

D673,489 S \* 1/2013 Hanson ..... D12/196  
D677,196 S \* 3/2013 Salaverry ..... D12/181  
8,469,443 B2 \* 6/2013 Case ..... B60J 9/02  
296/190.11  
D707,608 S \* 6/2014 Smith ..... D12/181  
D709,421 S \* 7/2014 Conway ..... D12/196  
D709,424 S \* 7/2014 Conway ..... D12/196  
D709,425 S \* 7/2014 Conway ..... D12/196  
8,800,703 B2 \* 8/2014 Miller ..... B62D 25/10  
180/69.2  
8,905,445 B2 \* 12/2014 Critchley ..... B60R 19/18  
293/102  
9,221,398 B1 \* 12/2015 Englander ..... B60R 1/078  
9,233,722 B1 \* 1/2016 Bixby ..... B60R 3/02  
9,308,944 B2 \* 4/2016 Hanson ..... B62D 25/182  
D760,126 S \* 6/2016 Doyle ..... D12/169  
D770,350 S \* 11/2016 Lindsey ..... D12/196  
D780,081 S \* 2/2017 Lee ..... D12/184  
D782,381 S \* 3/2017 Conway ..... D12/196  
D785,521 S \* 5/2017 Smith ..... D12/181  
9,643,658 B2 \* 5/2017 Jaynes ..... B62D 25/168  
D789,856 S \* 6/2017 Wolff ..... D12/196  
D805,981 S \* 12/2017 Conway ..... D12/196  
D812,535 S \* 3/2018 Milton ..... D12/181  
D826,816 S \* 8/2018 Lokers ..... D12/196

\* cited by examiner

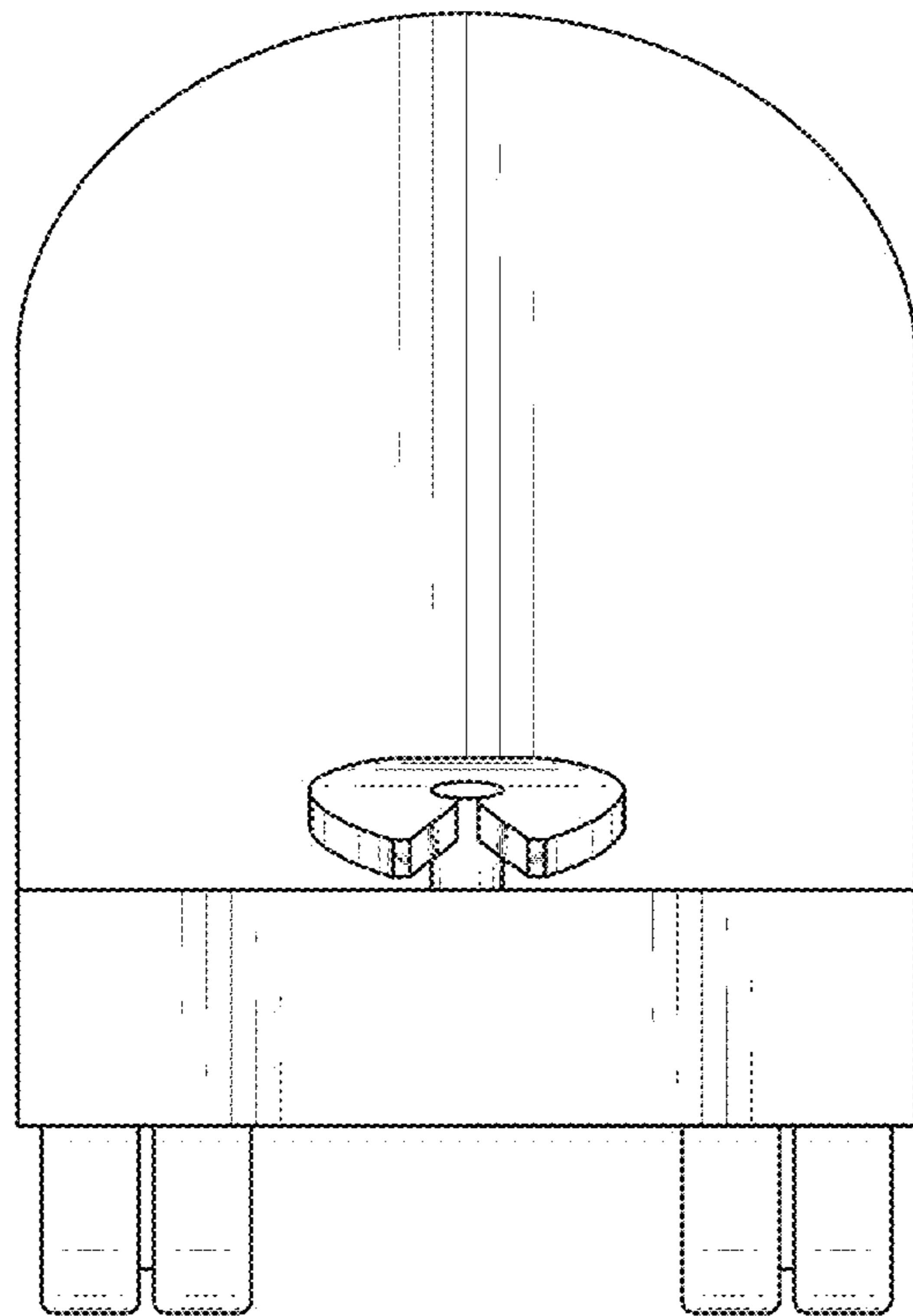


FIG. 1




FIG. 2

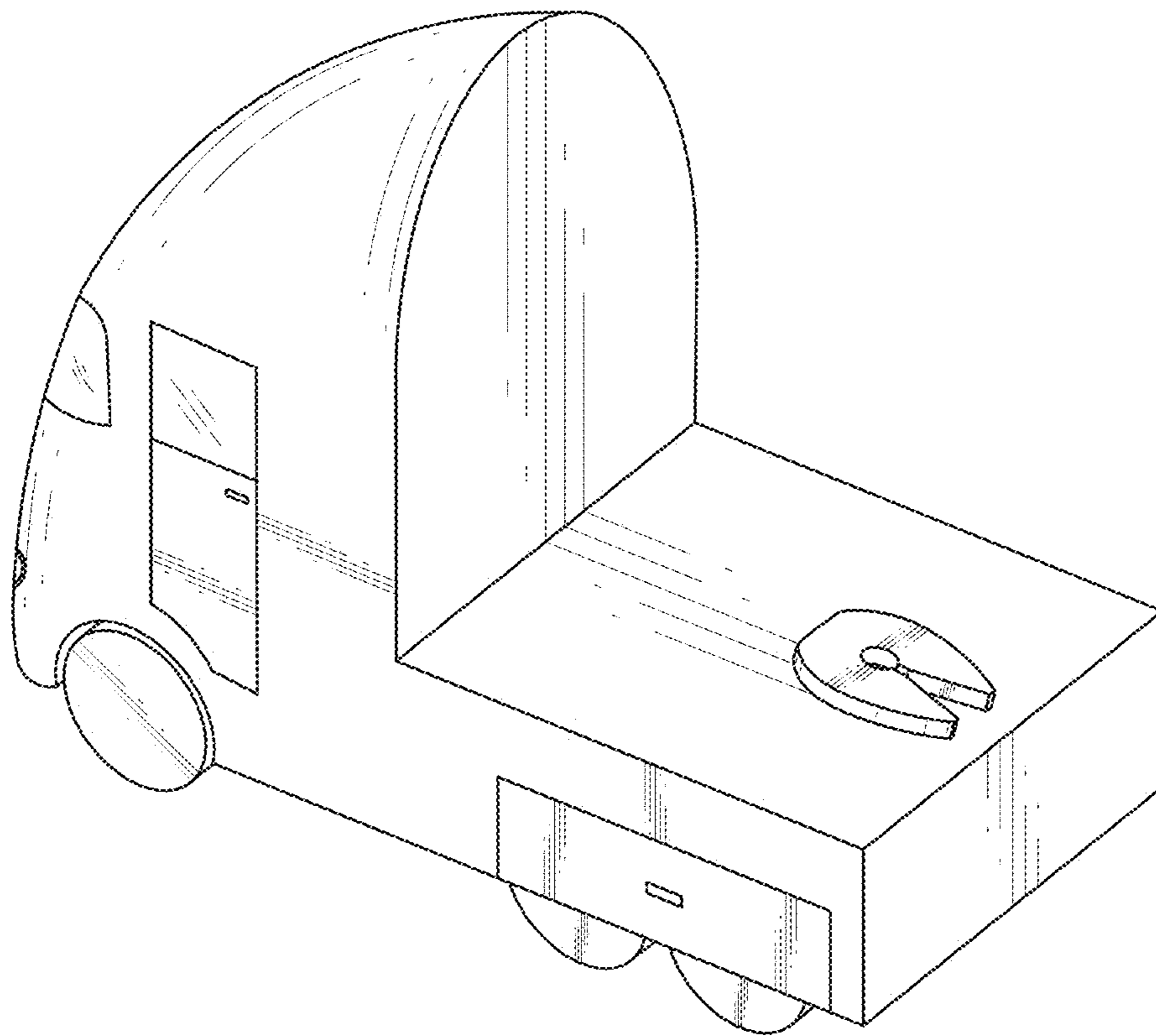


FIG. 3

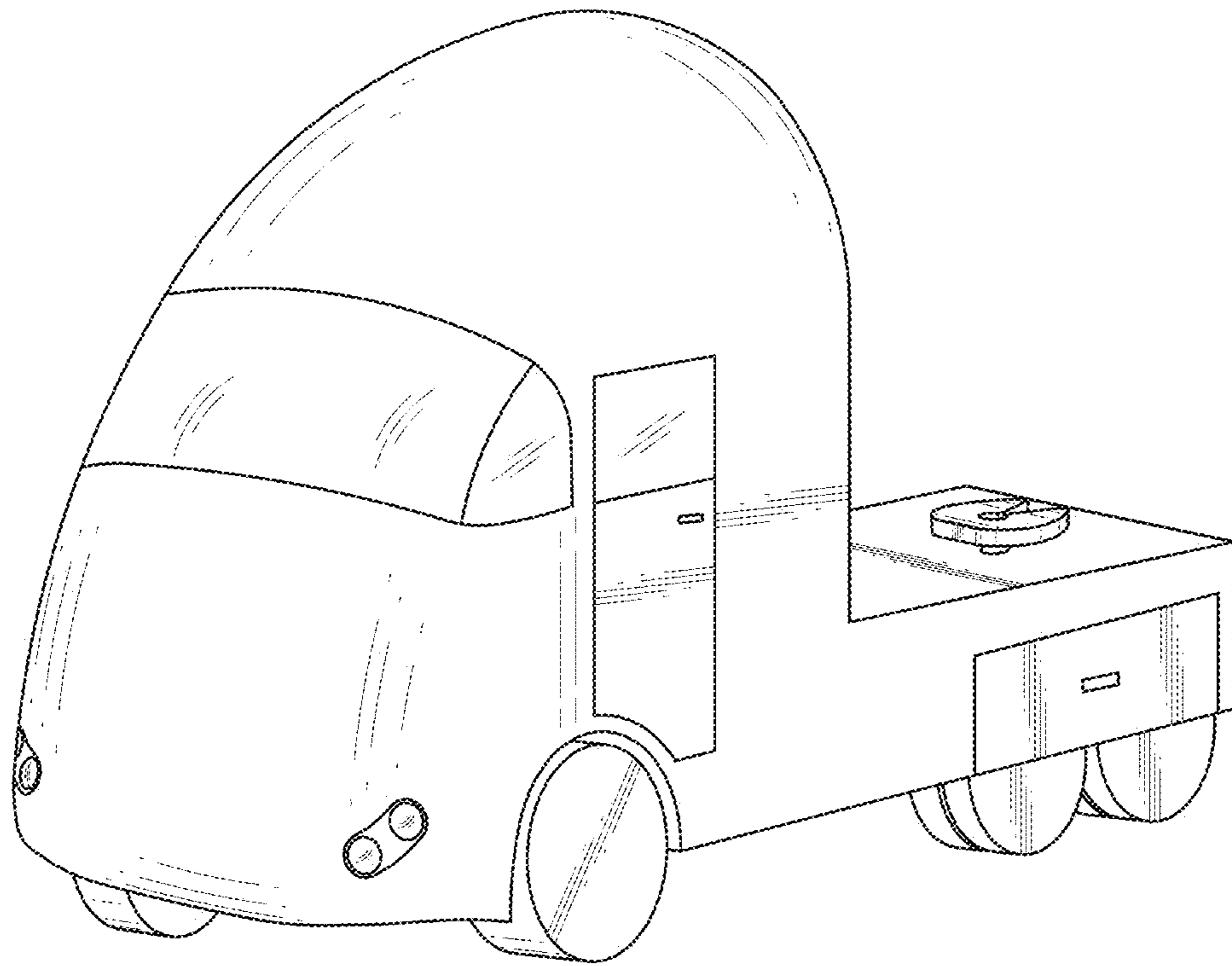


FIG. 4




FIG. 5

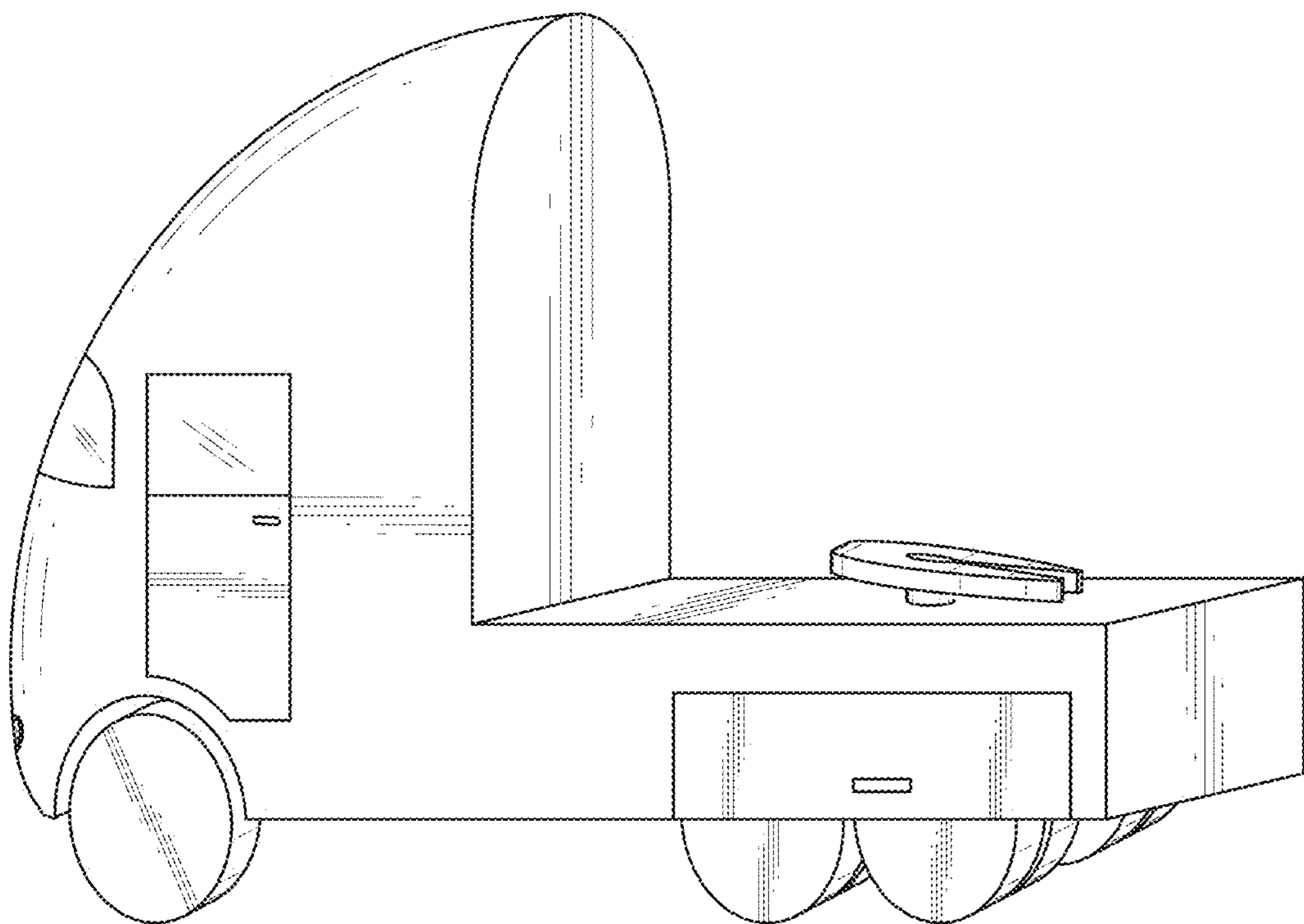


FIG. 6



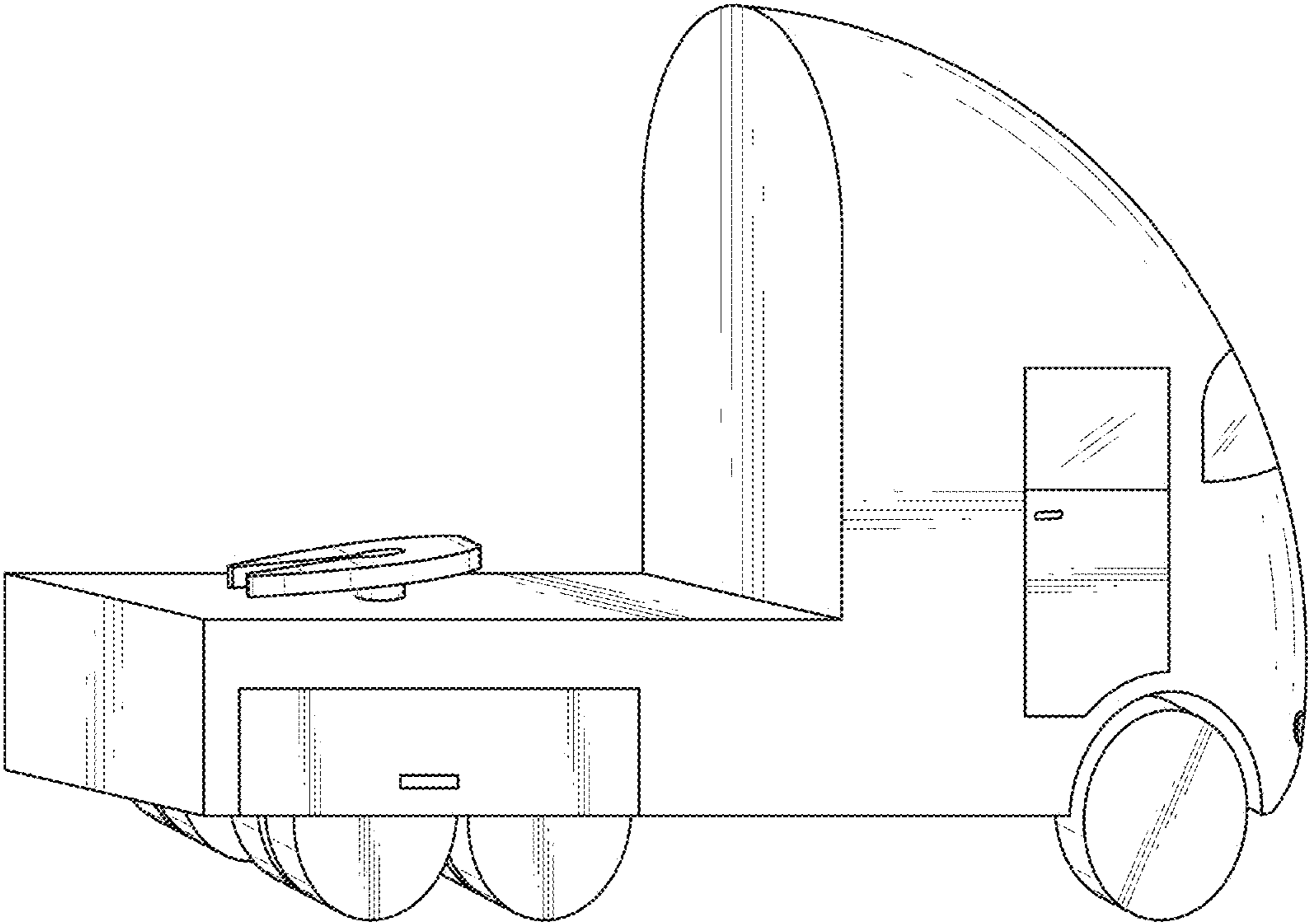


FIG. 7

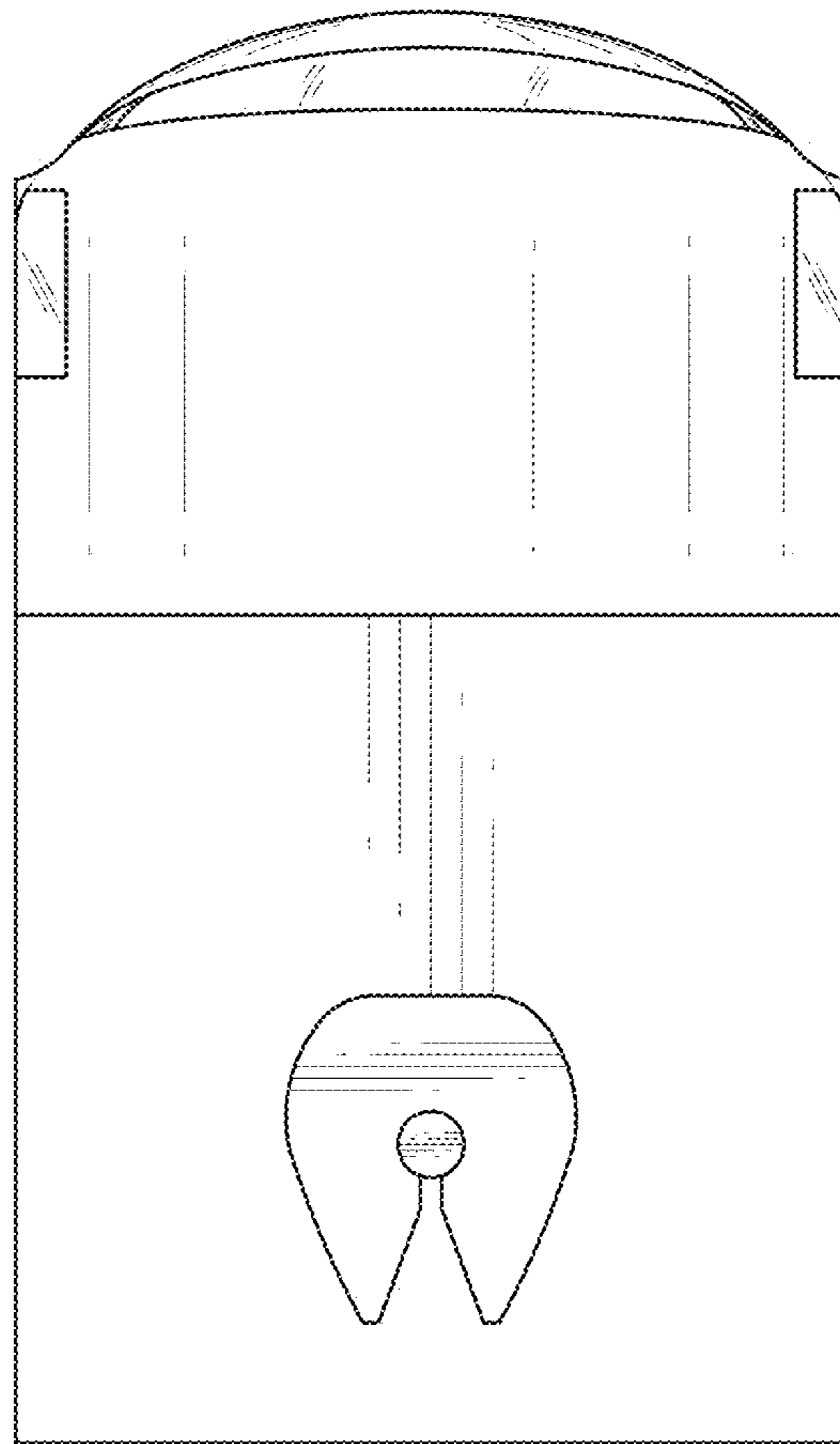


FIG. 8