



US00D871969S

(12) **United States Design Patent**
Selipanov

(10) **Patent No.:** **US D871,969 S**

(45) **Date of Patent:** **** Jan. 7, 2020**

(54) **MOTOR CAR**

(71) Applicants: **HYUNDAI MOTOR COMPANY**,
Seoul (KR); **KIA MOTORS**
CORPORATION, Seoul (KR)

(72) Inventor: **Alexander Selipanov**, Ruesselsheim
(DE)

(73) Assignees: **Hyundai Motor Company**, Seoul
(KR); **Kia Motors Corporation**, Seoul
(KR)

(**) Term: **15 Years**

(21) Appl. No.: **35/506,078**

(22) Filed: **Oct. 31, 2018**

(80) **Hague Agreement Data**

Int. Filing Date: **Oct. 31, 2018**

Int. Reg. No.: **DM/103660**

Int. Reg. Date: **Oct. 31, 2018**

Int. Reg. Pub. Date: **Nov. 23, 2018**

(51) **LOC (12) Cl.** **12-08**

(52) **U.S. Cl.**
USPC **D12/88**

(58) **Field of Classification Search**
USPC 12/82, 86, 88, 90-92, 93
CPC B62D 35/00; B62D 25/00; B62D 25/06;
B62D 33/00
See application file for complete search history.

(56) **References Cited**

U.S. PATENT DOCUMENTS

D568,210 S * 5/2008 Ohishi D12/91
D641,289 S * 7/2011 Song D12/91
D641,662 S * 7/2011 Zavatski D12/91

D666,944 S * 9/2012 Morikawa D12/91
D667,755 S * 9/2012 Onoue D12/91
D687,348 S * 8/2013 Nurnberger D12/92
D790,405 S * 6/2017 Christensen D12/92
D796,998 S * 9/2017 Christensen D12/92
D805,962 S * 12/2017 Jelec D12/92
D811,942 S * 3/2018 Jacob D12/92
D826,093 S * 8/2018 Manzoni D12/92
D830,901 S * 10/2018 Manzoni D12/88
D830,902 S * 10/2018 Manzoni D12/88
D834,998 S * 12/2018 Manzoni D12/88
D844,488 S * 4/2019 Melville D12/88
D856,193 S * 8/2019 Nurnberger D12/88
D856,194 S * 8/2019 Saleen D12/92

* cited by examiner

Primary Examiner — Michael A. Pratt

(74) *Attorney, Agent, or Firm* — Mintz Levin Cohn Ferris
Glovsky and Popeo, P.C.; Peter F. Corless; Carolina E.
Säve

(57) **CLAIM**


The ornamental design for a motor car, as shown and
described.

DESCRIPTION


- 1. Motor car
- 1.1 : Perspective
- 1.2 : Front
- 1.3 : Back
- 1.4 : Left
- 1.5 : Right
- 1.6 : Top

1.1 is a perspective view of a motor car showing my new
design; 1.2 is a front elevation view thereof; 1.3 is a rear
elevation view thereof; 1.4 is a left-side elevation view
thereof; 1.5 is a right-side elevation view thereof; and 1.6 is
a top plan view thereof.


1 Claim, 6 Drawing Sheets




1.1




1.2




1.3



1.4



1.5



1.6

