



US00D871957S

(12) **United States Design Patent**
Biggers et al.

(10) **Patent No.:** **US D871,957 S**
(45) **Date of Patent:** **** Jan. 7, 2020**

- (54) **RING**
- (71) Applicant: **BELLA VAUGHAN LLC**, Dallas, TX (US)
- (72) Inventors: **LoriAnn Vaughan Biggers**, Southlake, TX (US); **Rotem Fartook**, Dallas, TX (US)
- (73) Assignee: **BELLA VAUGHAN, LLC**, Dallas, TX (US)
- (**) Term: **15 Years**
- (21) Appl. No.: **29/611,714**
- (22) Filed: **Jul. 25, 2017**
- (51) **LOC (12) Cl.** **11-01**
- (52) **U.S. Cl.**
USPC **D11/34**
- (58) **Field of Classification Search**
USPC D11/1-3, 13, 16, 17, 26-44, 76, 77, 78, D11/89-92; D14/344
CPC .. A44C 1/00; A44C 7/00; A44C 7/001; A44C 7/002; A44C 7/003; A44C 9/00; A44C 9/0007; A44C 9/0015; A44C 9/0023; A44C 9/003; A44C 9/0038; A44C 9/0046; A44C 9/0053; A44C 9/0061; A44C 9/0069; A44C 9/0076; A44C 9/02; A44C 17/00; A44C 17/02; A44C 17/0208; A44C 17/0216; A44C 17/0225; A44C 17/0233; A44C 17/0241; A44C 17/025; A44C 17/0258; A44C 17/0266; A44C 17/0275; A44C 17/0283; A44C 17/0291
See application file for complete search history.

- D443,548 S * 6/2001 Haquet D11/26
- D445,714 S * 7/2001 Haquet D11/3
- D447,078 S * 8/2001 Avakian D11/4
- D470,073 S * 2/2003 Valentini D11/5
- D470,789 S * 2/2003 Valentini D11/5
- D523,370 S * 6/2006 Yurman D11/26
- D529,834 S * 10/2006 Yurman D11/3
- D614,068 S * 4/2010 Vagal D11/34
- D614,071 S * 4/2010 Vagal D11/35
- D614,988 S * 5/2010 Chawla D11/34
- D615,446 S * 5/2010 Vagal D11/34
- D675,952 S * 2/2013 Dholakiya D11/34
- D676,169 S * 2/2013 Dholakiya D26/34
- D680,023 S * 4/2013 Ho D11/34
- D683,648 S * 6/2013 Dholakiya D11/34
- D687,335 S * 8/2013 Dholakiya D11/34
- D701,137 S * 3/2014 Dholakiya D11/34
- 9,320,329 B2 * 4/2016 Nisguretsky A44C 9/0053
- D763,115 S 8/2016 Nisguretsky
- D780,028 S * 2/2017 Yatsugi-Kang D11/34
- D780,058 S * 2/2017 Shlakman D11/34

(Continued)

Primary Examiner — L. Martinez

(74) *Attorney, Agent, or Firm* — Terry M. Sanks, Esq.;
Beusse Wolter Sanks & Maire, PLLC

(57) **CLAIM**

The ornamental design of a ring, as shown and described.

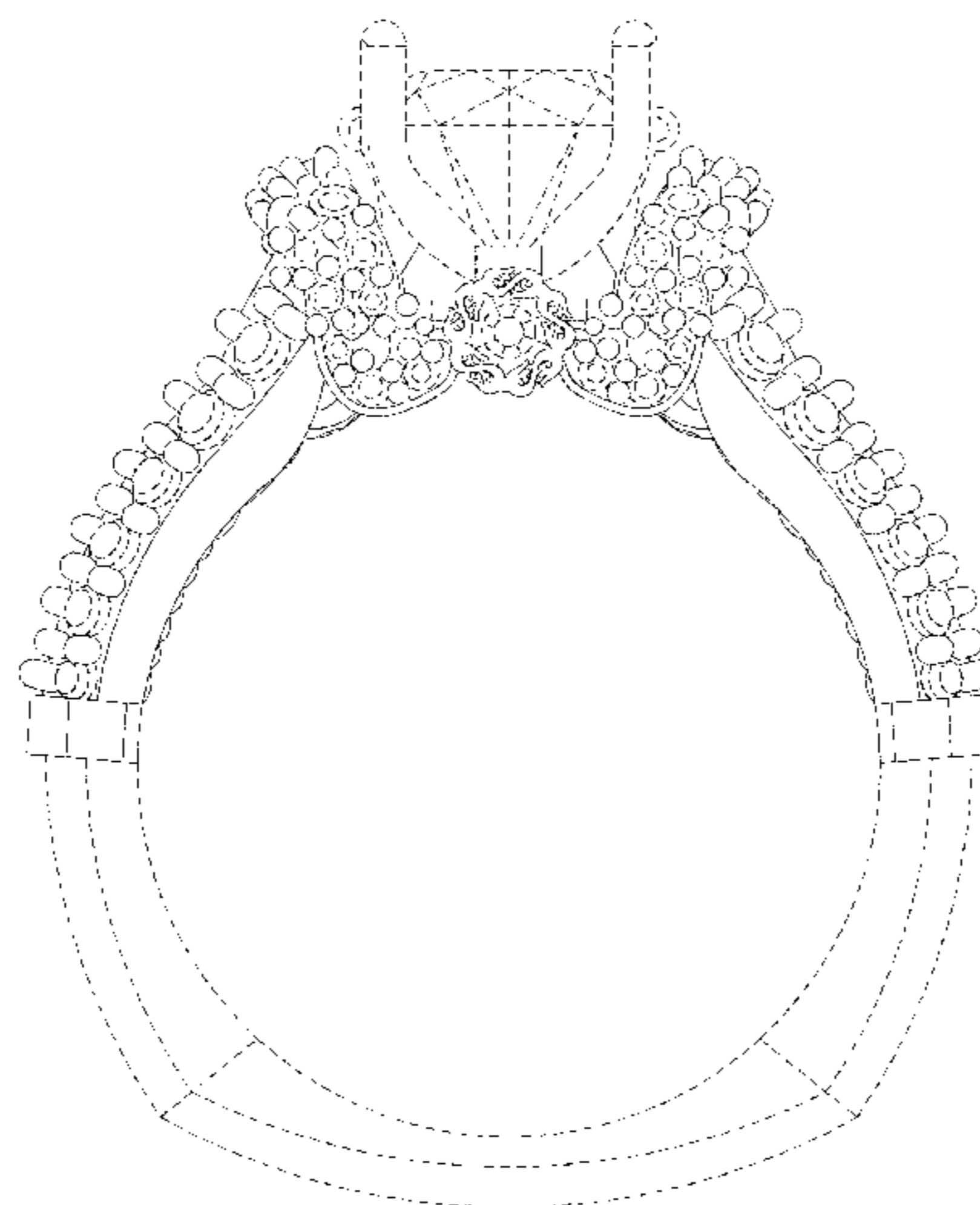
DESCRIPTION

FIG. 1 is a front view of a ring showing our new design, the rear view being a mirror image thereof;
 FIG. 2 is another front view thereof, the rear view being a mirror image thereof;
 FIG. 3 is a left side view thereof, the right side view being a mirror image thereof;
 FIG. 4 is a top view thereof; and,
 FIG. 5 is a bottom view thereof.
 The broken lines in the drawings represent portions of the ring that form no part of the claimed design.

1 Claim, 4 Drawing Sheets

(56) **References Cited**
U.S. PATENT DOCUMENTS

- D260,621 S * 9/1981 Bulgari D11/5
- D354,696 S * 1/1995 Avakian D11/4



(56)

References Cited

U.S. PATENT DOCUMENTS

2013/0263627 A1* 10/2013 Bissierier A44C 9/00
63/15
2016/0331089 A1* 11/2016 Huynh A44C 17/02
2018/0098604 A1* 4/2018 Beck A44C 9/0053

* cited by examiner

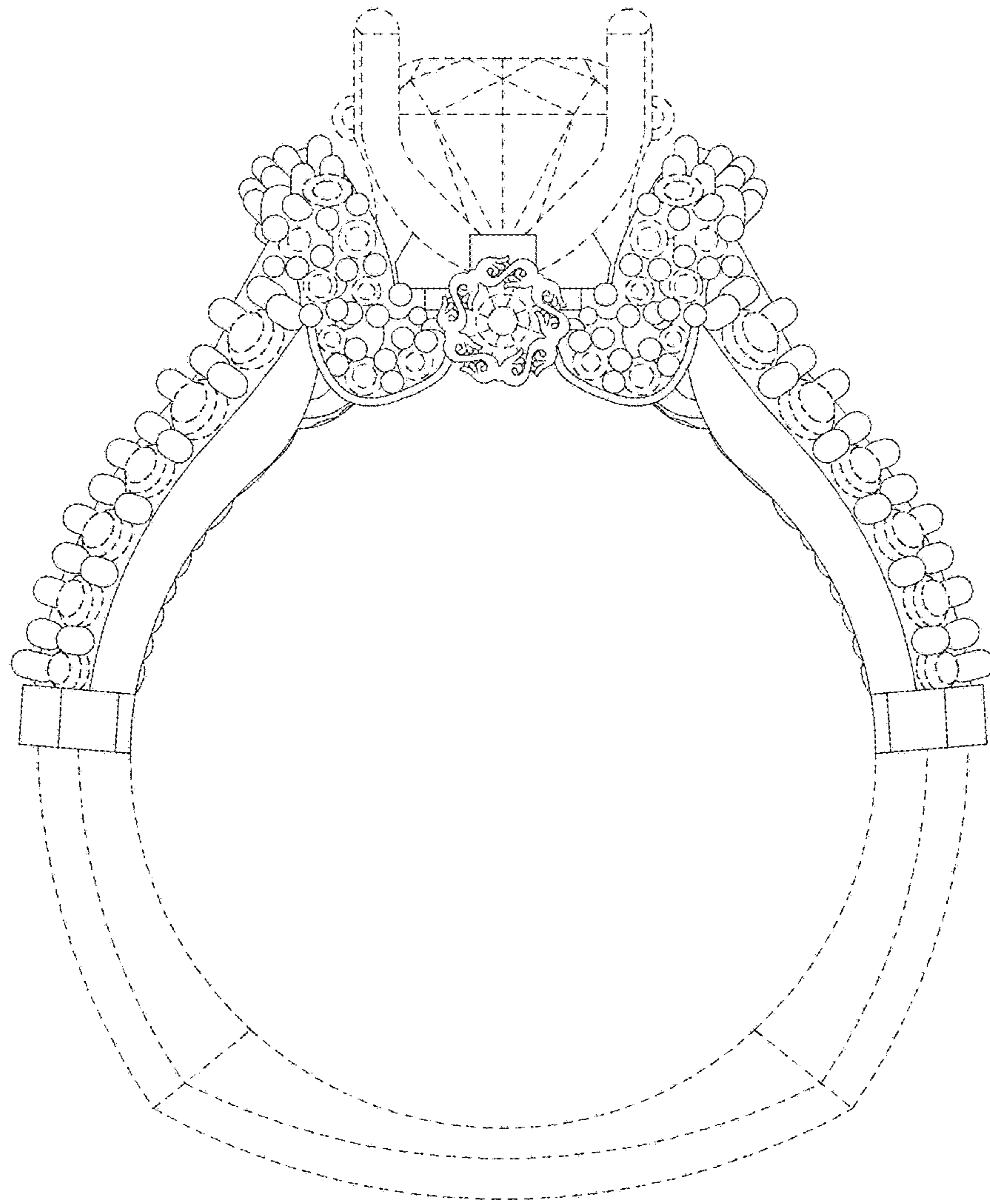


FIG. 1

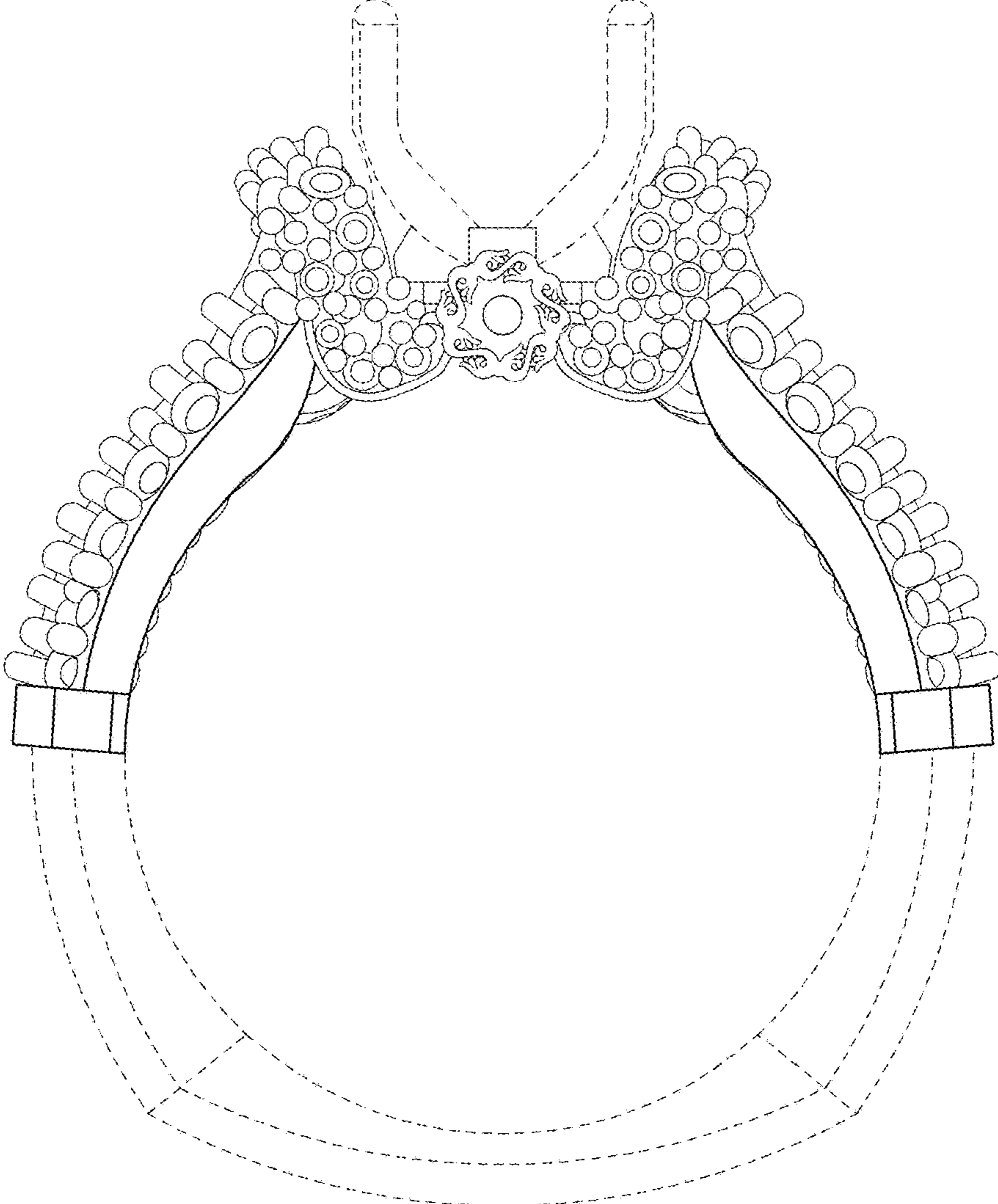


FIG. 2

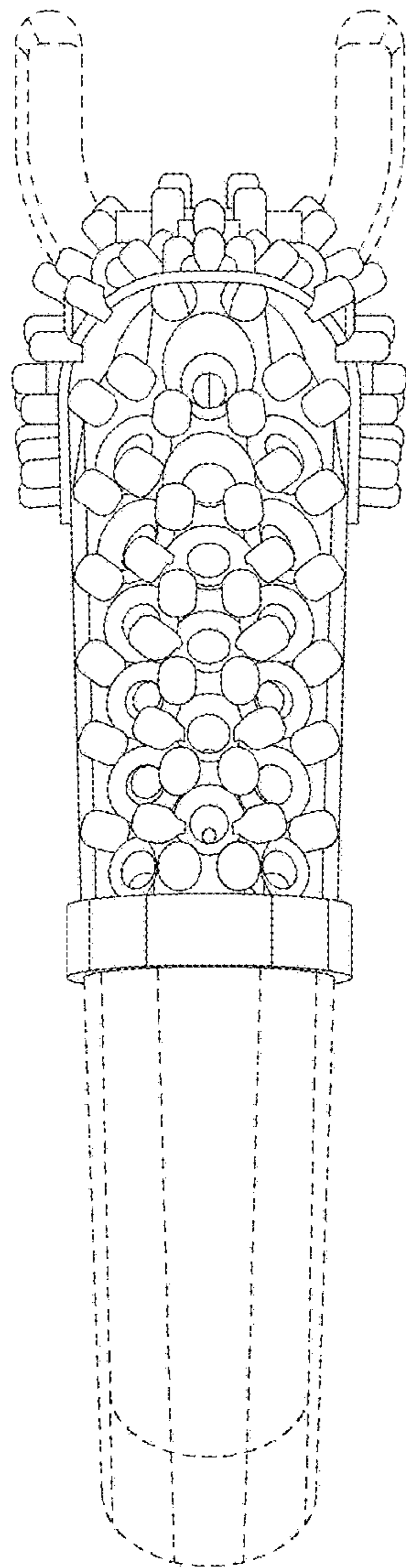


FIG. 3




FIG. 4

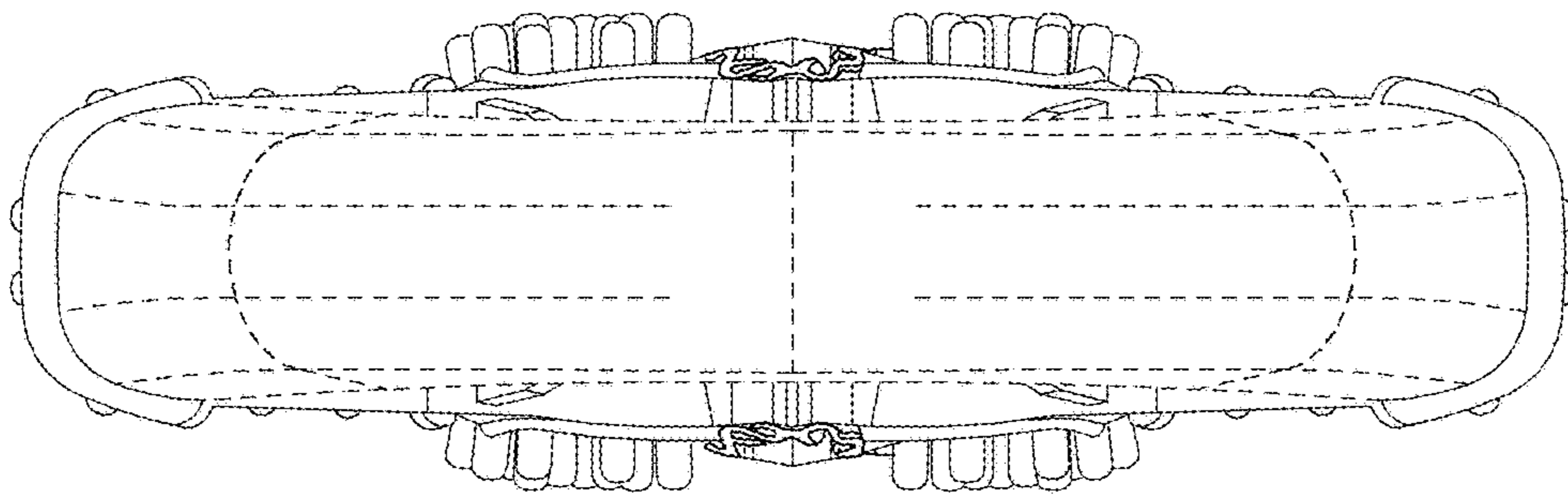


FIG. 5