



US00D871949S

(12) **United States Design Patent**  
**O’Connell**

(10) **Patent No.:** **US D871,949 S**

(45) **Date of Patent:** **\*\* Jan. 7, 2020**

- (54) **ARTICLE OF JEWELRY**
- (71) Applicant: **Charles & Colvard, Ltd.**, Morrisville, NC (US)
- (72) Inventor: **Don O’Connell**, Cary, NC (US)
- (73) Assignee: **Charles & Colvard, Ltd.**, Morrisville, NC (US)
- (\*\*) Term: **15 Years**
- (21) Appl. No.: **29/649,881**
- (22) Filed: **Jun. 1, 2018**
- (51) **LOC (12) Cl.** ..... **11-01**
- (52) **U.S. Cl.**  
USPC ..... **D11/1; D11/41**
- (58) **Field of Classification Search**  
USPC .... D11/7, 16, 17, 26–29, 34, 35, 40–43, 63, D11/67, 79, 89–92  
CPC ..... A44C 17/00; A44C 17/001; A44C 17/005; A44C 17/02; A44C 17/0208; A44C 17/0216; A44C 17/0233; A44C 17/0258; A44C 17/0266; A44C 17/0275; A44C 17/0283; A44C 17/0291; A44C 1/00; A44C 9/00; A44C 7/00; A44C 7/001; A44C 15/001; A44C 15/0035  
See application file for complete search history.

D546,235 S *	7/2007	Sabet .....	D11/91
D547,688 S *	7/2007	Sabet .....	D11/34
D560,136 S *	1/2008	Grassi Damiani .....	D11/34
D580,294 S *	11/2008	Sabet .....	D11/92
D633,409 S *	3/2011	Grosser-Samuels .....	D11/34
D686,102 S *	7/2013	Shlakman .....	D11/26
D726,068 S *	4/2015	Minister .....	D11/92
D729,103 S *	5/2015	Kwon .....	D11/7
D729,104 S *	5/2015	Kwon .....	D11/7
D747,664 S *	1/2016	Yatsugi-Kang .....	D11/34
D753,530 S *	4/2016	Riviere .....	D11/34
D760,617 S *	7/2016	Kwon .....	D11/34
D763,115 S *	8/2016	Nisguretsky .....	D11/34
D763,720 S *	8/2016	Yatsugi-Kang .....	D11/40
D779,361 S *	2/2017	Yatsugi-Kang .....	D11/7
D780,022 S *	2/2017	Yatsugi-Kang .....	D11/34
D828,211 S *	9/2018	Galli .....	D11/34
D847,690 S *	5/2019	Ho .....	D11/92
D847,691 S *	5/2019	Ho .....	D11/92

(Continued)

*Primary Examiner* — L. Martinez

(74) *Attorney, Agent, or Firm* — Finnegan, Henderson, Farabow, Garrett & Dunner LLP

(57) **CLAIM**

The ornamental design for an article of jewelry, as shown and described.

**DESCRIPTION**

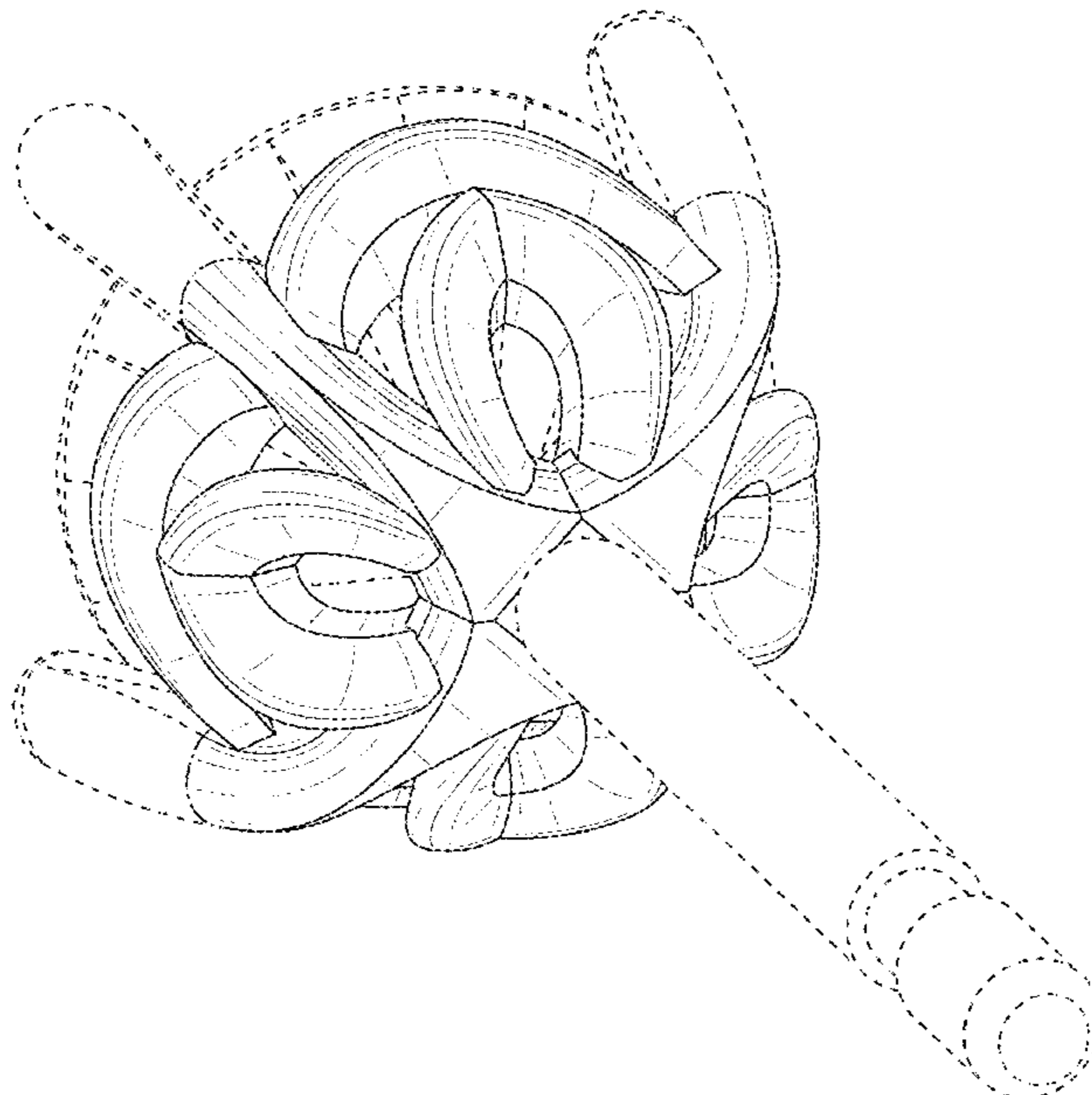
FIG. 1 is a front, bottom perspective view of an article of jewelry, showing my new design;  
 FIG. 2 is a top plan view thereof;  
 FIG. 3 is a bottom plan view thereof; and,  
 FIG. 4 is a left side view thereof, wherein the right side view, the front view, and the rear view are identical thereto.  
 The dash-dot-dash lines in the drawings illustrate a boundary of the claim and form no part of the claimed design. The dash-dash lines in the drawings illustrate portions of the article of jewelry that form no part of the claimed design.

**1 Claim, 4 Drawing Sheets**

(56) **References Cited**

**U.S. PATENT DOCUMENTS**

D37,576 S *	10/1905	Wodiska .....	D11/36
D50,762 S *	5/1917	Sheff .....	D11/36
D63,548 S *	12/1923	Anshen .....	D11/36
D107,313 S *	12/1937	Fischer .....	D11/36
D245,590 S *	8/1977	Laidlaw .....	D11/36
D445,058 S *	7/2001	Kaplan .....	D11/91
D533,104 S *	12/2006	Ho .....	D11/90



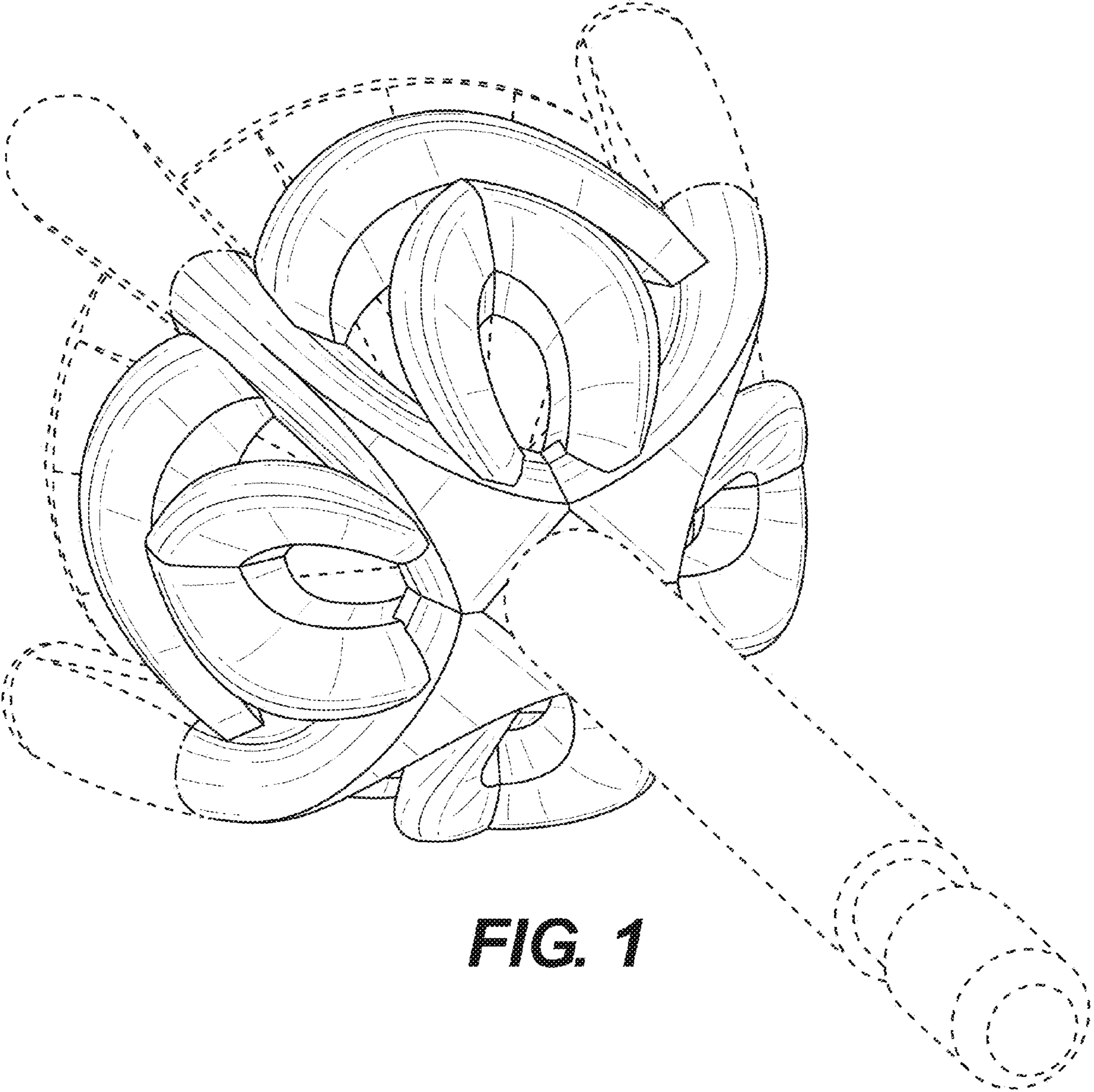
(56)

**References Cited**

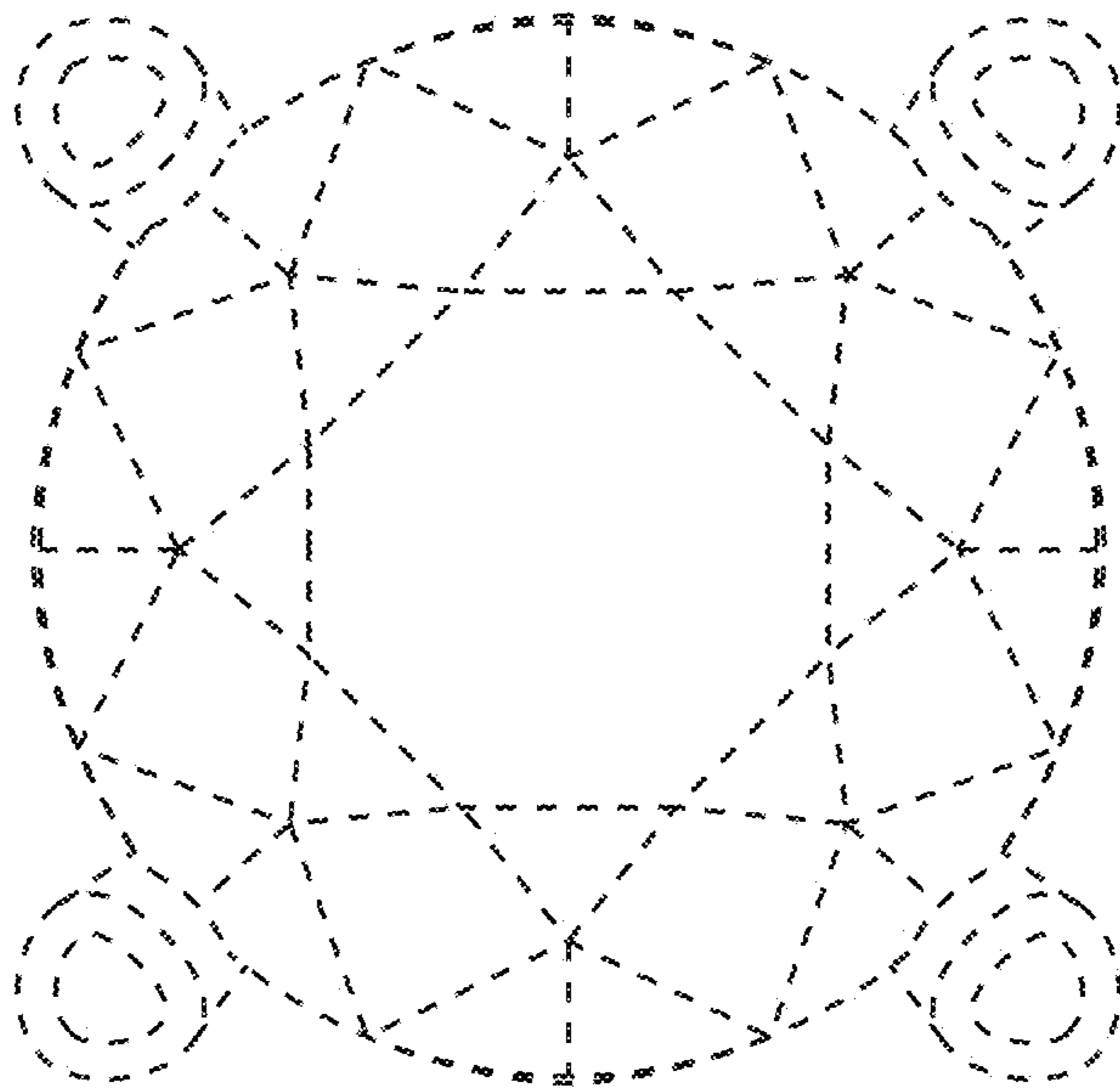
U.S. PATENT DOCUMENTS

2003/0221453 A1\* 12/2003 Turpanjian ..... A44C 17/02  
63/27  
2013/0327089 A1\* 12/2013 Bernon ..... A44C 17/02  
63/27  
2018/0008020 A1\* 1/2018 Dholakiya ..... A44C 9/00

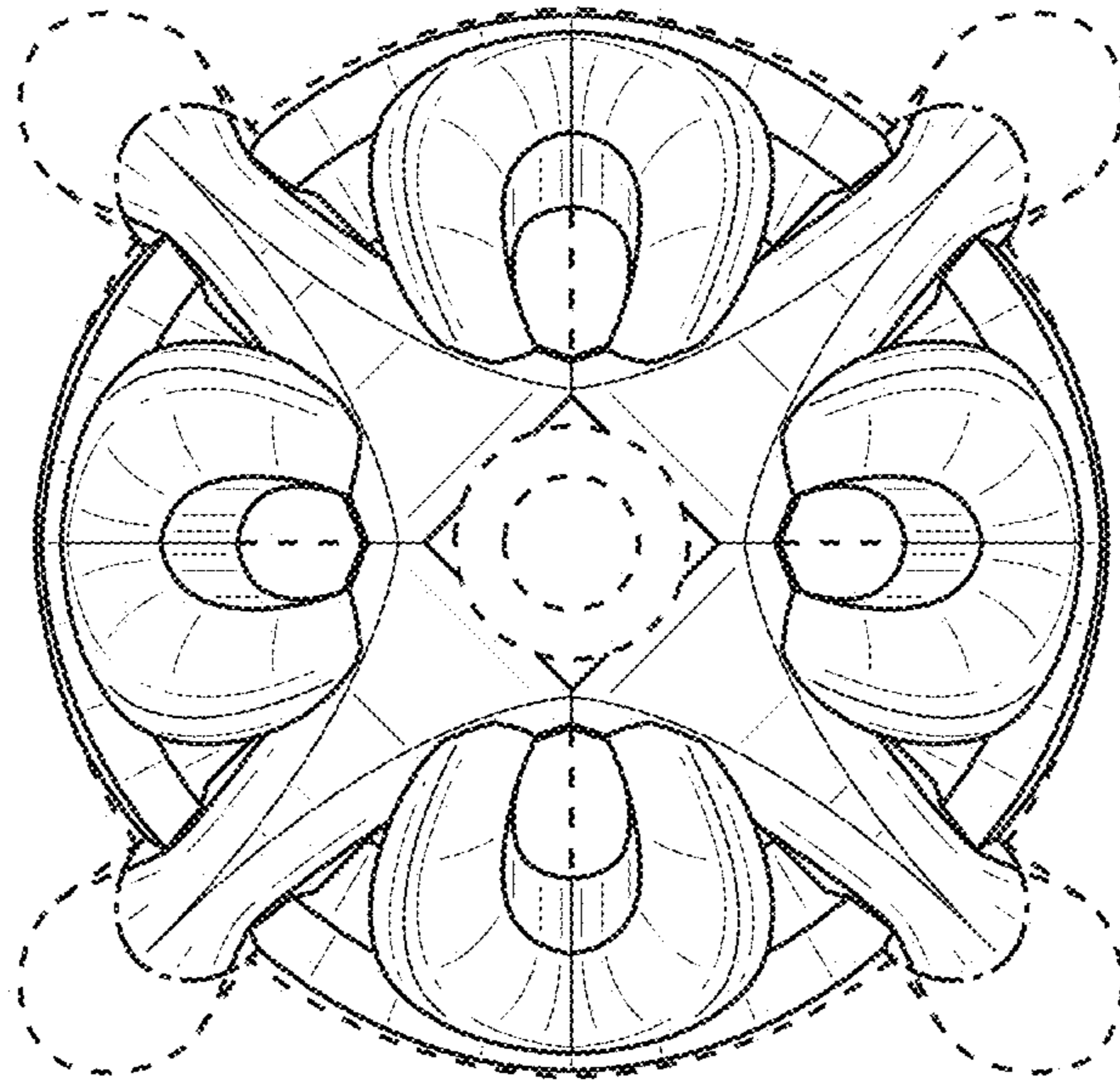
\* cited by examiner



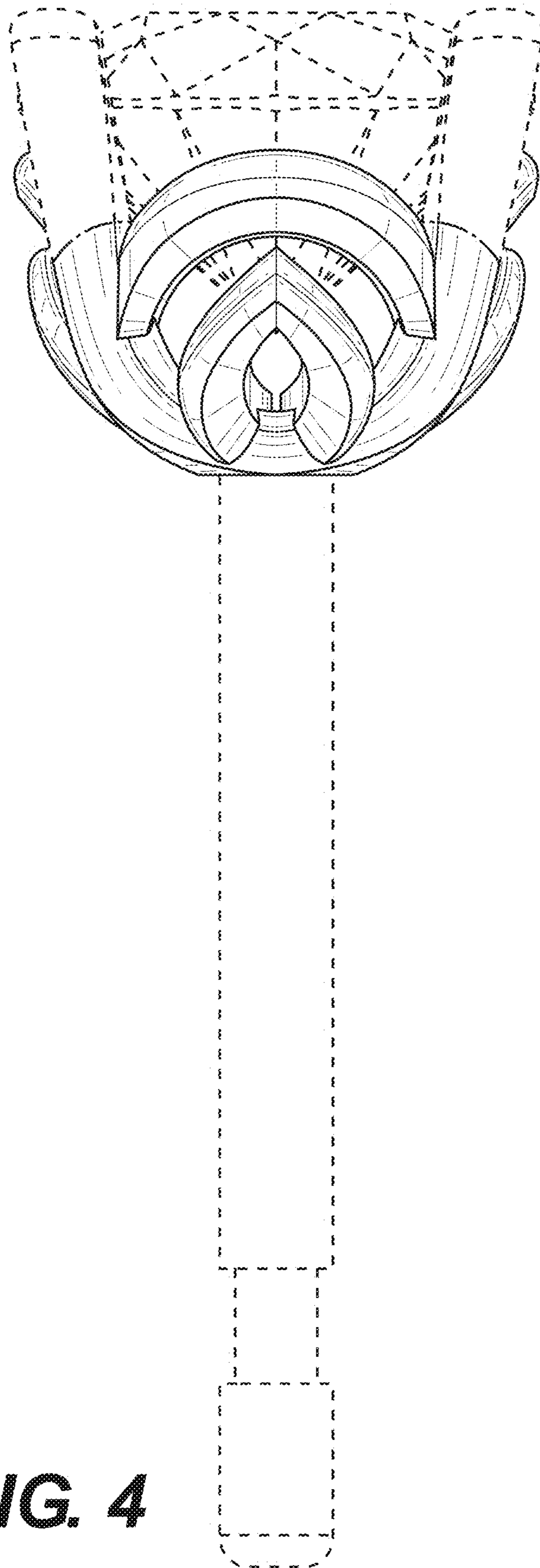
**FIG. 1**



**FIG. 2**



**FIG. 3**



**FIG. 4**