

US00D871938S

(12) **United States Design Patent** (10) **Patent No.:** **US D871,938 S**
Davis et al. (45) **Date of Patent:** **** Jan. 7, 2020**

(54) **STRUCTURAL MONITORING DEVICE**

(56) **References Cited**

(71) Applicant: **SENSR Monitoring Technologies LLC**, Georgetown, TX (US)

U.S. PATENT DOCUMENTS

(72) Inventors: **Leslie Davis**, Georgetown, TX (US);
Adam Niewoehner, Elkader, IA (US);
Walter F. Bleser, II, Denver, CO (US);
Suman F. Minnaganti, Austin, TX (US)

D538,688 S * 3/2007 Snider D10/69
9,846,033 B2 * 12/2017 Palatshe G01C 15/004

* cited by examiner

(73) Assignee: **SENSR Monitoring Technologies LLC**, Georgetown, TX (US)

Primary Examiner — Antoine Duval Davis
(74) *Attorney, Agent, or Firm* — Parsons Behle & Latimer

(**) Term: **15 Years**

(57) **CLAIM**

(21) Appl. No.: **29/663,306**

The ornamental design for a structural monitoring device, as shown and described.

(22) Filed: **Sep. 13, 2018**

(51) **LOC (12) Cl.** **10-04**

DESCRIPTION

(52) **U.S. Cl.**

USPC **D10/65**; D10/70

(58) **Field of Classification Search**

USPC D10/65, 70

CPC G01M 5/0008; G01M 5/0066; G01M

5/0033; G01P 15/0891; G01C 9/18;

G01C 2009/182; G01C 2009/185; G01C

2009/187; G01C 9/20; G01C 9/22; G01C

9/24; G01C 9/26; G01C 9/28; G01C

9/30; G01C 9/32; G01C 9/34; G01C

9/36; E02F 3/845; E02F 3/847; E02F

3/842; E02F 3/844; E02F 9/2045; F02F

9/2029; G05D 1/0228; G05D 2201/0201;

G01F 23/02; G01N 1/10

FIG. 1 is a perspective view of a structural monitoring device embodying the new design;

FIG. 2 is a front elevational view thereof;

FIG. 3 is a top plan view thereof;

FIG. 4 is a bottom plan view thereof;

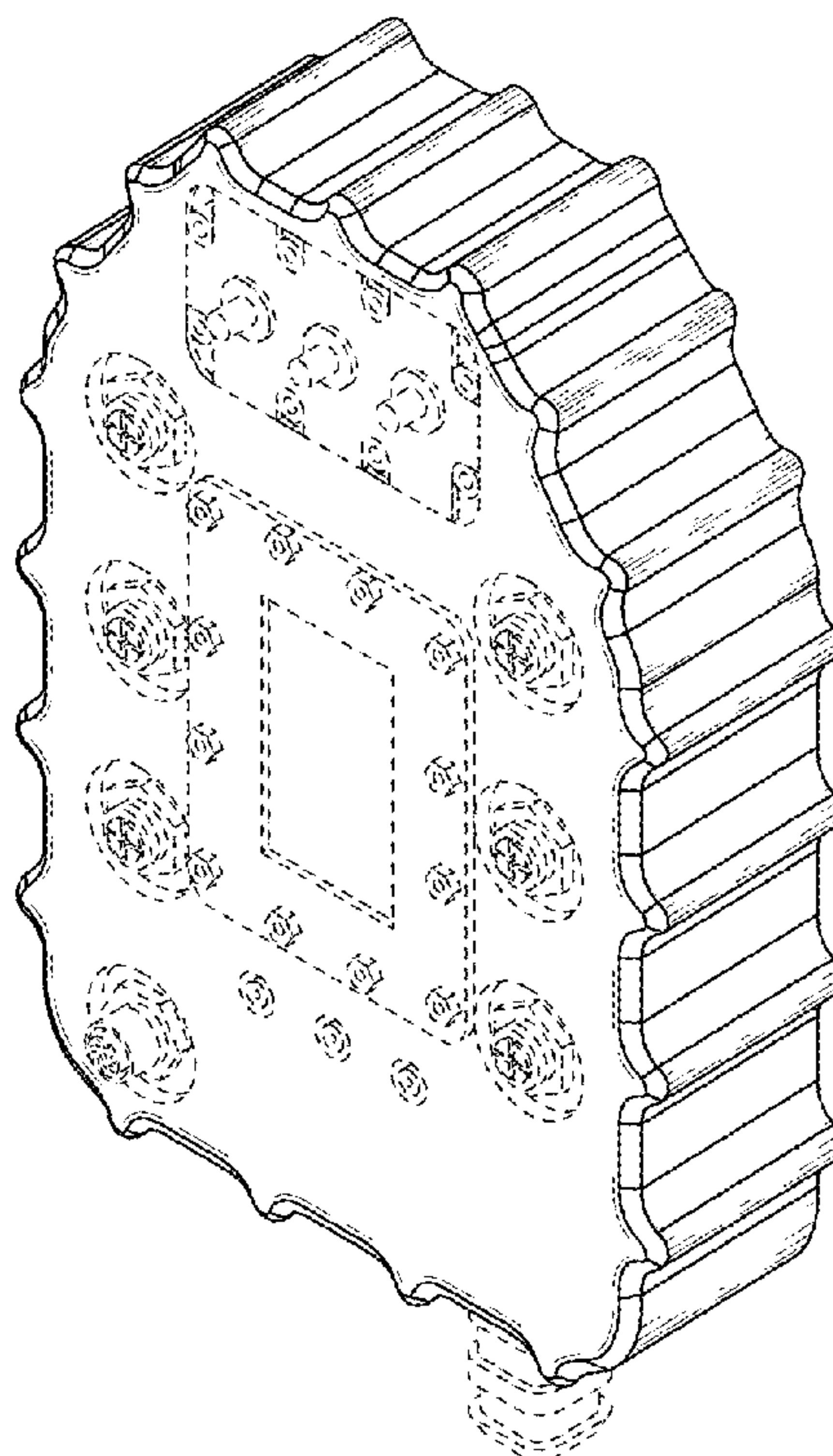
FIG. 5 is a left side elevational view thereof; and,

FIG. 6 is a right side elevational view thereof.

The broken lines shown in the drawings are for the purpose of illustrating unclaimed portions of the structural monitoring device and form no part of the claimed design. The rear side is not visible during normal use and forms no part of the claimed design.

See application file for complete search history.

1 Claim, 3 Drawing Sheets



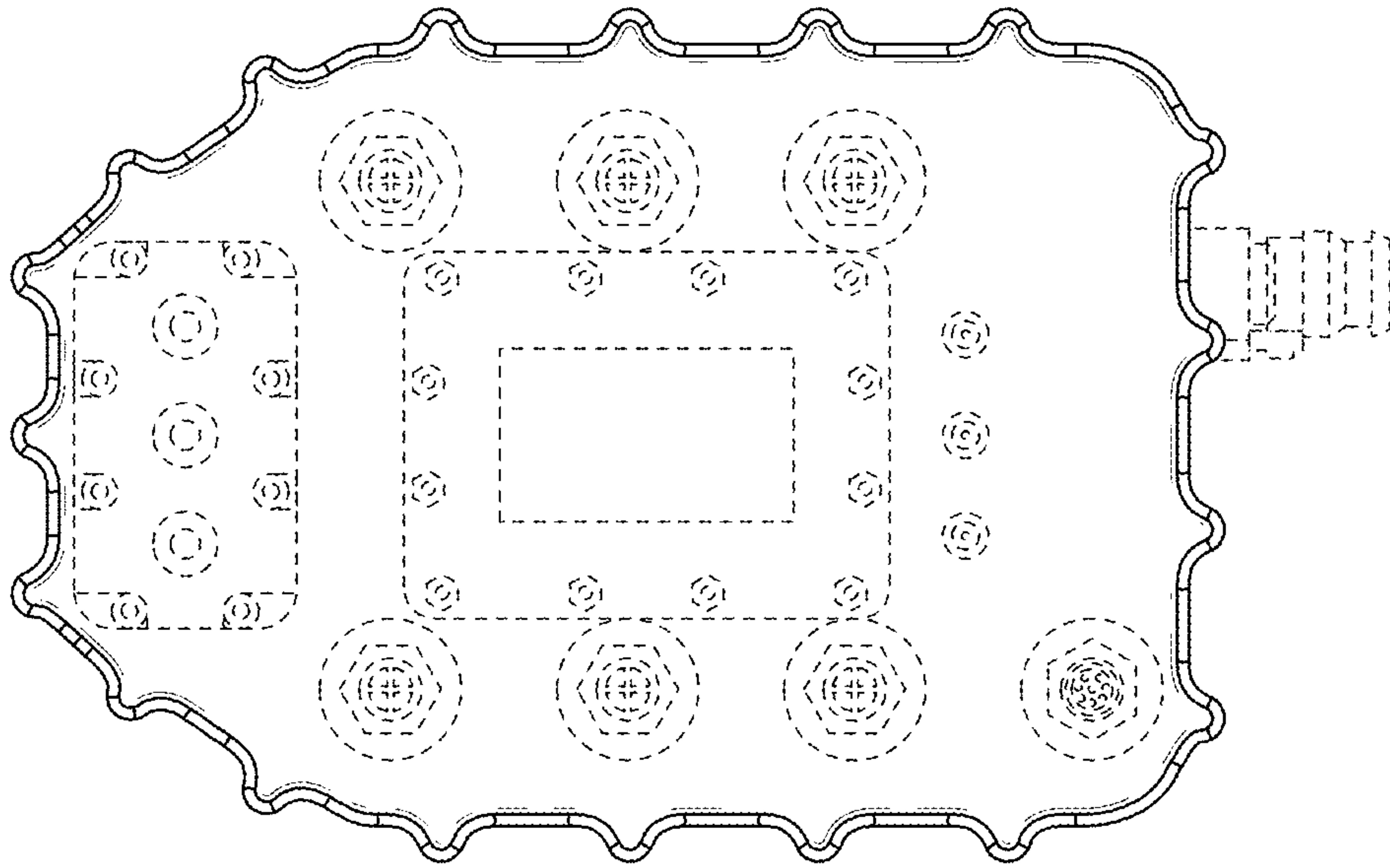


FIG. 2

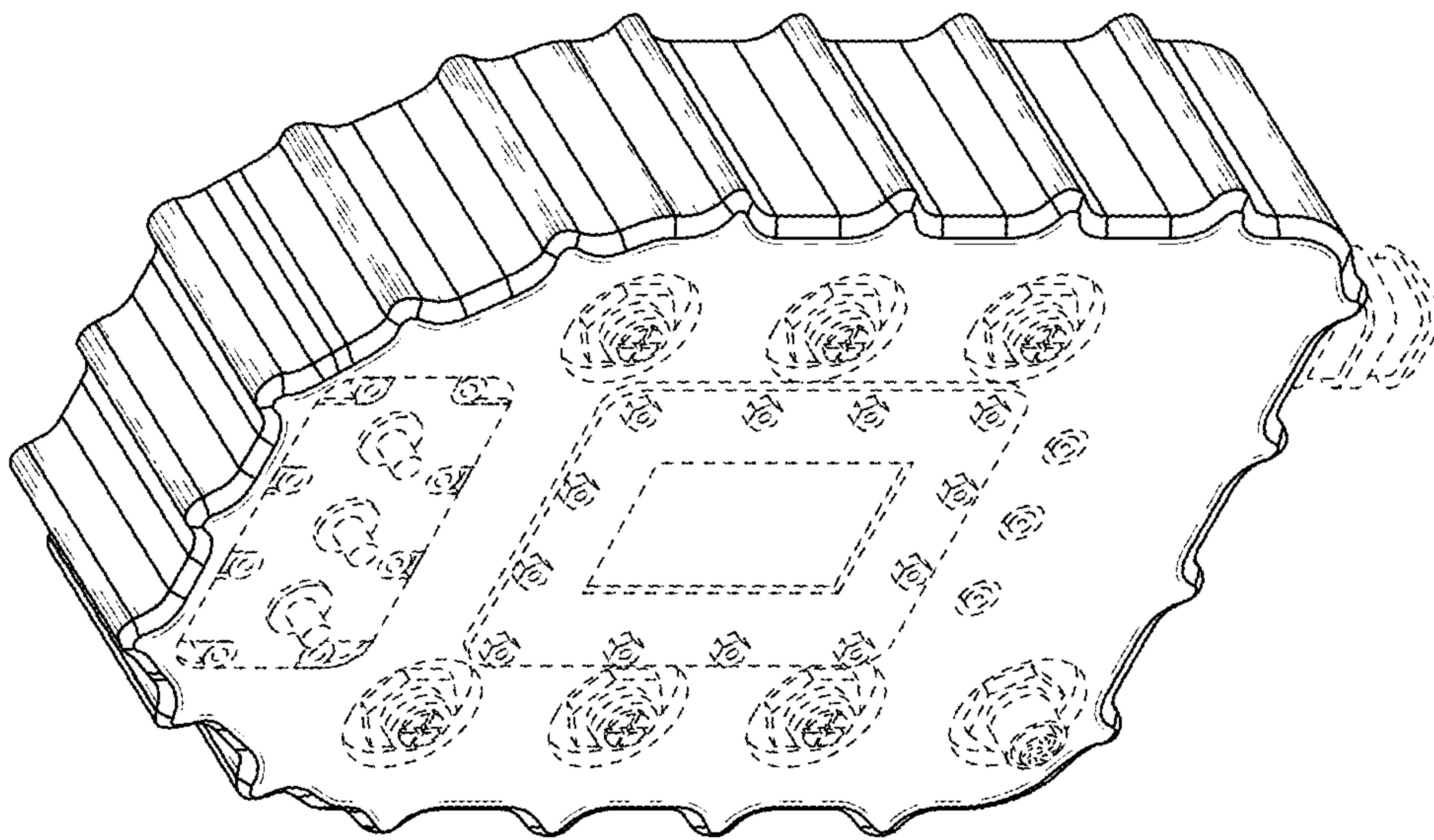


FIG. 1

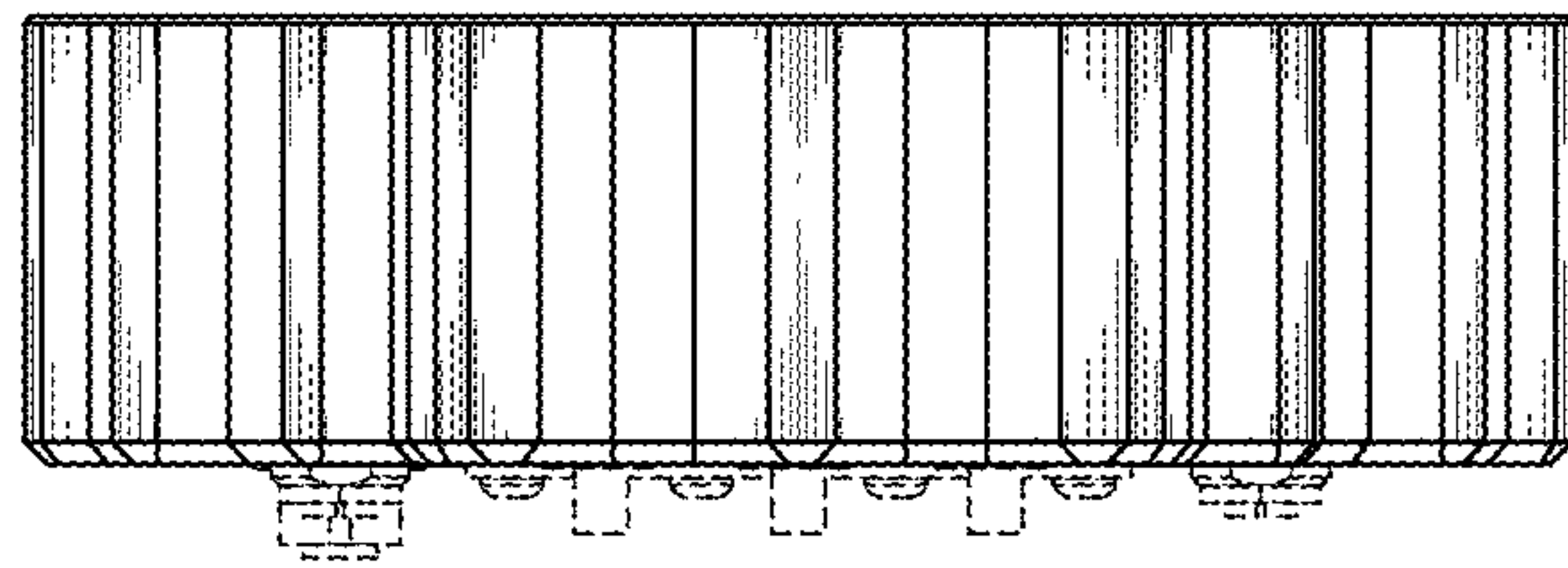


FIG. 3

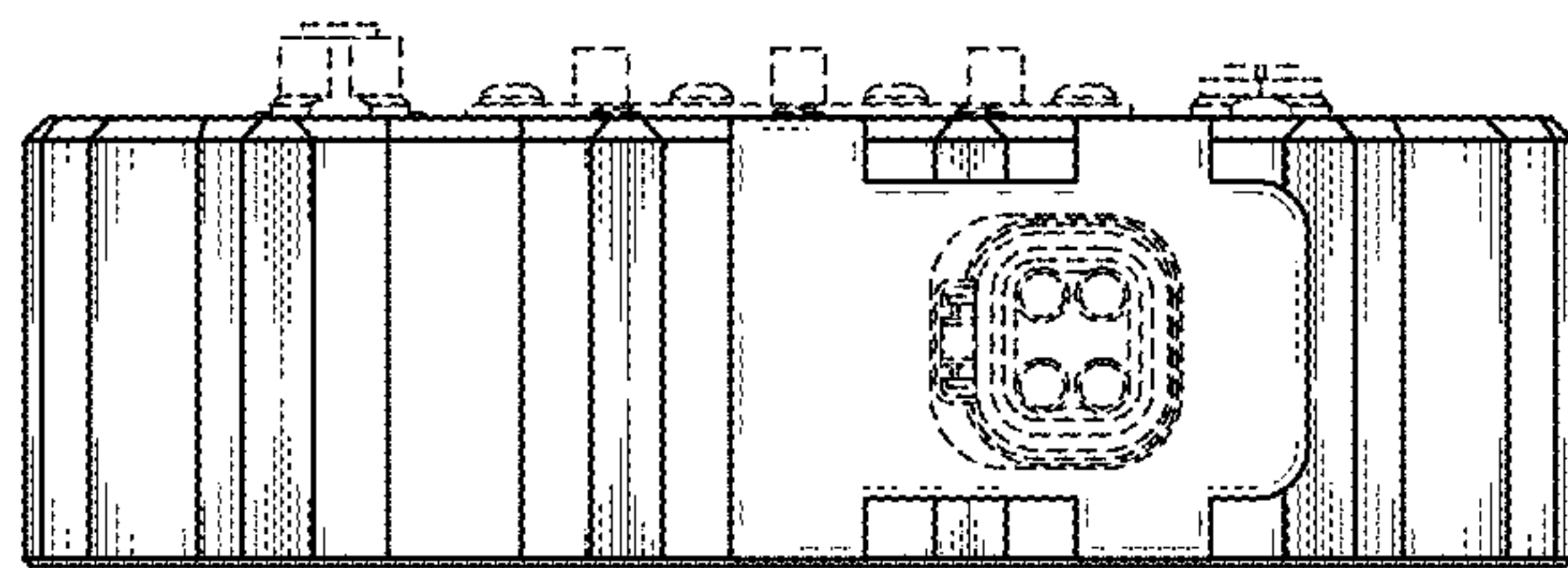


FIG. 4

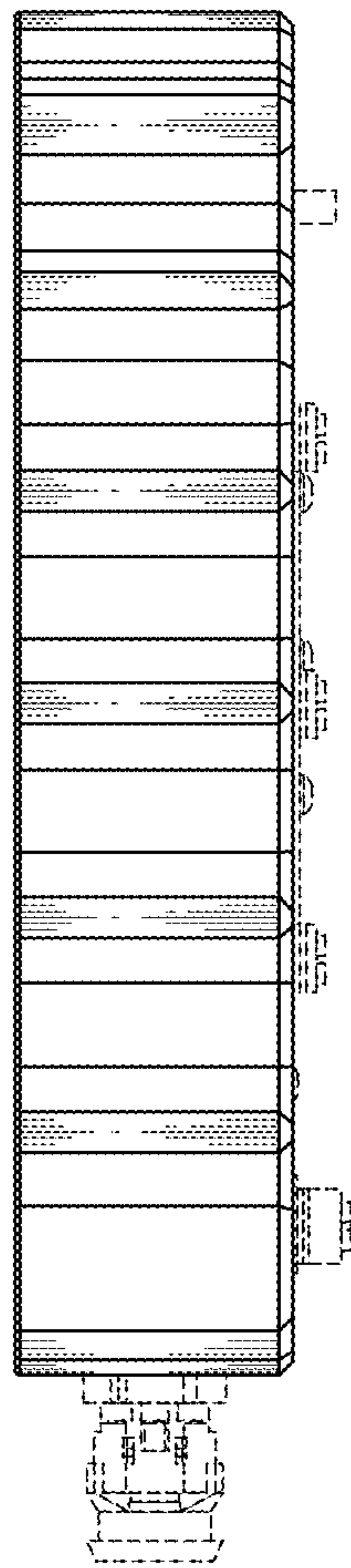


FIG. 5

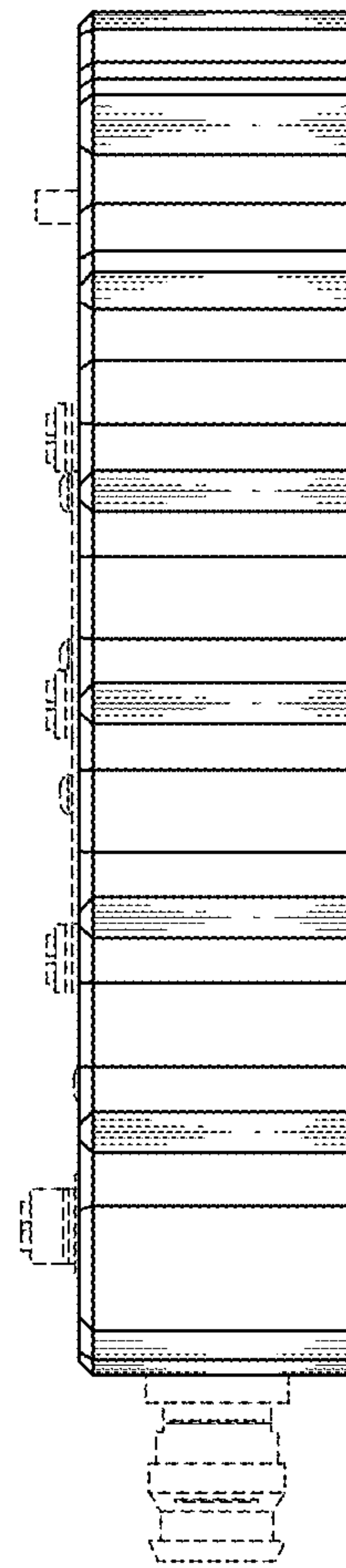


FIG. 6