



US00D871920S

(12) **United States Design Patent**  
**Fites et al.**

(10) **Patent No.:** **US D871,920 S**  
(45) **Date of Patent:** **\*\* Jan. 7, 2020**

(54) **BAG**

(71) Applicant: **THE GLAD PRODUCTS COMPANY**, Oakland, CA (US)

(72) Inventors: **Theodore Cory Fites**, Pleasanton, CA (US); **Jeffrey S. Stiglic**, Willowbrook, IL (US); **Christopher G. Anderson**, Cincinnati, OH (US)

(73) Assignee: **The Glad Products Company**, Oakland, CA (US)

(\*\*) Term: **15 Years**

(21) Appl. No.: **29/668,004**

(22) Filed: **Oct. 26, 2018**

(51) **LOC (12) Cl.** ..... **09-05**

(52) **U.S. Cl.**  
USPC ..... **D9/702**

(58) **Field of Classification Search**  
USPC ..... D9/702-714, 720-722, 435, 415-416, D9/430-433, 414, 424, 499; 383/104, 383/120-121, 107, 114, 61.1, 61.2, 64, 383/103, 210.1, 66, 62; 229/200, 201, 229/125.15, 213, 80; 222/107; D3/303, D3/273, 232, 203.1; 426/106; 206/541, 206/223, 524.8; 220/495.03; 53/456, 53/459, 405; 283/81, 100-101; 428/34.3; 493/212-213, 186; 24/415, 24/585.12, DIG. 11, 30.5 R, 30.5 L, 24/585.1, 399, 387; D5/1-16  
CPC ..... B65D 33/00; B65D 33/16; B65D 33/12; B65D 5/00; B65D 5/06; A45C 1/00; A45C 1/02; A45C 1/06; A45C 1/10

See application file for complete search history.

(56) **References Cited**

U.S. PATENT DOCUMENTS

5,631,068 A \* 5/1997 Smith ..... B65D 33/34  
383/5  
8,157,444 B2 4/2012 Broering et al.  
D723,386 S \* 3/2015 Stark ..... D9/707  
9,114,914 B2 \* 8/2015 Dais ..... B65D 33/28

\* cited by examiner

*Primary Examiner* — Abraham Bahta

(74) *Attorney, Agent, or Firm* — Thomas C. Feix

(57) **CLAIM**

The ornamental design for a bag, as shown and described.

**DESCRIPTION**

FIG. 1 is a top front perspective view of a bag showing the claimed design in an open configuration;

FIG. 2 is a front view thereof in a closed configuration, the rear view being the same;

FIG. 3 is a left side view thereof, the right side view being the same;

FIG. 4 is a top view thereof;

FIG. 5 is a bottom view thereof;


FIG. 6 is a front view of the bag with an upper portion folded over itself to expose the detailed claimed design shown in FIG. 1; and,

FIG. 7 is an enlarged view of the circumscribed area and marked 7 in FIG. 6.

The dashed broken lines in FIGS. 1-7 show portions of the bag that form no part of the claimed design.

The dot-dash broken lines in FIGS. 1-7 show boundaries that form no part of the claimed design.

**1 Claim, 4 Drawing Sheets**




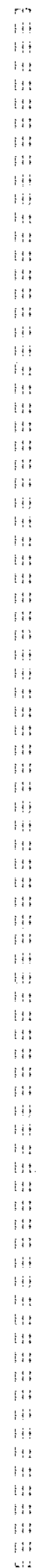



FIG. 1

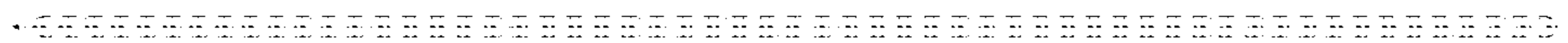


**FIG. 2**


**FIG. 3**




**FIG. 4**



**FIG. 5**



**FIG. 6**



**FIG. 7**