



US00D871907S

(12) **United States Design Patent** (10) **Patent No.:** **US D871,907 S**
Tulencik (45) **Date of Patent:** **** Jan. 7, 2020**

(54) **BOTTLE CARRIER**

5/00; A45F 2200/0583; B67D 3/0032;
B67D 3/0061; G01F 11/262

(71) Applicant: **Bath & Body Works Brand Management, Inc.**, Reynoldsburg, OH (US)

See application file for complete search history.

(72) Inventor: **Jennifer Tulencik**, Columbus, OH (US)

(56) **References Cited**

(73) Assignee: **Bath & Body Works Management, Inc.**, Reynoldsburg, OH (US)

U.S. PATENT DOCUMENTS

(**) Term: **15 Years**

D321,885 S	11/1991	Sheldrake	
D407,210 S	3/1999	Lauth, III	
D410,846 S *	6/1999	Leong	D9/455
D414,110 S	9/1999	Gueret	
D434,663 S *	12/2000	Jones	D9/516
D448,298 S *	9/2001	Simkins	D9/455

(Continued)

(21) Appl. No.: **29/633,643**

FOREIGN PATENT DOCUMENTS

(22) Filed: **Jan. 15, 2018**

KR 2016105253 A 9/2016

(51) **LOC (12) Cl.** **09-07**

Primary Examiner — Catherine R Oliver-Garcia
(74) *Attorney, Agent, or Firm* — Andrus Intellectual Property Law, LLP

(52) **U.S. Cl.**

USPC **D9/455**

(58) **Field of Classification Search**

USPC D3/20, 202, 203.1, 203.2, 207–208, 215, D3/220, 226, 232–233, 244, 303, 306, D3/318; D6/344, 347, 513, 542; D7/387–388, 306.1, 396.2, 401.1, 602, D7/619.1, 681, 704; D9/337, 434–436, D9/443–446, 455, 499, 516–517, 521, D9/529–530, 542–543, 552, 565, 574, D9/682, 686–687, 693, 694, 702–704, D9/706; D21/455, 465–467; D30/153; D24/197–199

CPC B65D 85/14; B65D 43/02; B65D 43/161; B65D 25/04; B65D 25/10; B65D 25/2805; B65D 47/06; B65D 47/08; B65D 47/0866; B65D 23/001; B65D 23/003; A47G 19/00; A47G 19/22; A47G 19/2205; A47G 19/2272; A47G 2019/122; A47G 7/00; A47G 7/04; A47J 41/02; A61M 5/14; A61M 5/1414; A61M 4/1417; Y10S 215/03; A61J 1/16; A47K 5/13; A45F 2005/008; A45F 5/10; A45F

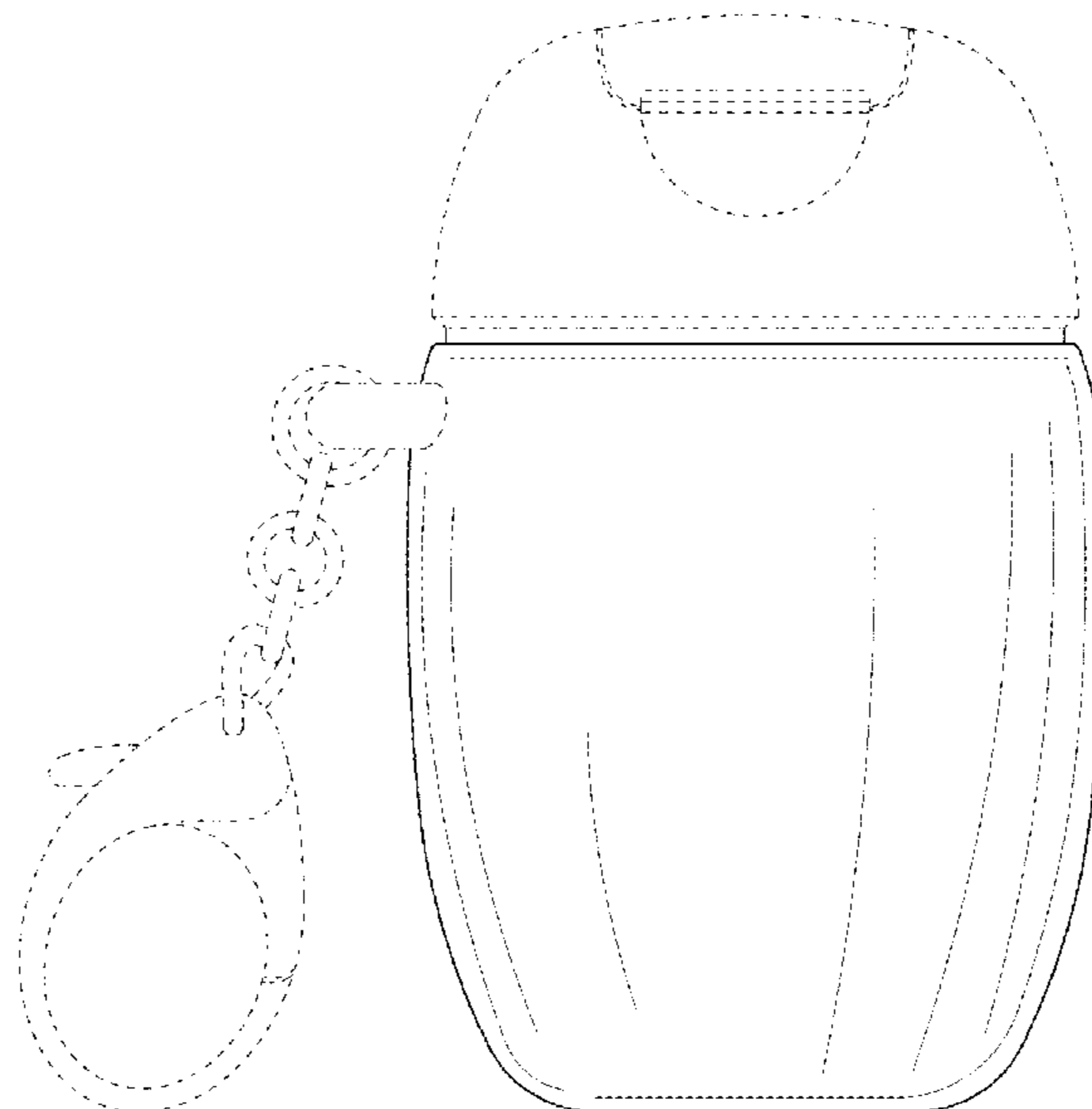
(57) **CLAIM**

The ornamental design for a bottle carrier, as shown and described.

DESCRIPTION

FIG. 1 is a front view of a bottle carrier according to my new and ornamental design, shown with a bottle and a keyfob; FIG. 2 is a rear elevation view thereof; FIG. 3 is a left side elevation view thereof; FIG. 4 is a right side elevation view thereof; FIG. 5 is a top plan view thereof; FIG. 6 is bottom plan view thereof; FIG. 7 is a top rear perspective view thereof; and, FIG. 8 is a bottom front perspective view thereof. The broken line showings of a bottle and a keyfob in FIG. 1 are directed to environment and form no part of the claimed design. The tab portion of the bottle carrier shown in broken lines forms no part of the claimed design.

1 Claim, 6 Drawing Sheets



(56)

References Cited

U.S. PATENT DOCUMENTS

6,481,590 B1 * 11/2002 Simkins A45F 5/00
215/12.1
D476,897 S * 7/2003 Brozell D9/521
D480,928 S 10/2003 Farce
D487,660 S * 3/2004 Sayers D6/513
D507,870 S 8/2005 Anderton
D534,889 S 1/2007 Cheng
D549,099 S 8/2007 Edwards
D673,059 S * 12/2012 Park D9/529
D675,446 S 2/2013 Cohee et al.
D707,041 S 6/2014 Park et al.
D735,724 S 8/2015 Song
D752,442 S 3/2016 O'Donahue
D753,490 S 4/2016 O'Donahue
D753,909 S 4/2016 Tulencik et al.
D778,272 S 2/2017 Kim et al.
D778,897 S 2/2017 Kim
D779,943 S 2/2017 Tulencik et al.
D779,944 S 2/2017 Tulencik et al.
D779,945 S 2/2017 Tulencik et al.
D779,946 S 2/2017 Tulencik et al.
D780,580 S 3/2017 Tulencik et al.
D780,581 S 3/2017 Tulencik et al.
D780,582 S 3/2017 Tulencik et al.
D787,494 S 5/2017 Kim et al.
D787,496 S 5/2017 Kim et al.
2017/0085285 A1 3/2017 Stryker et al.

* cited by examiner

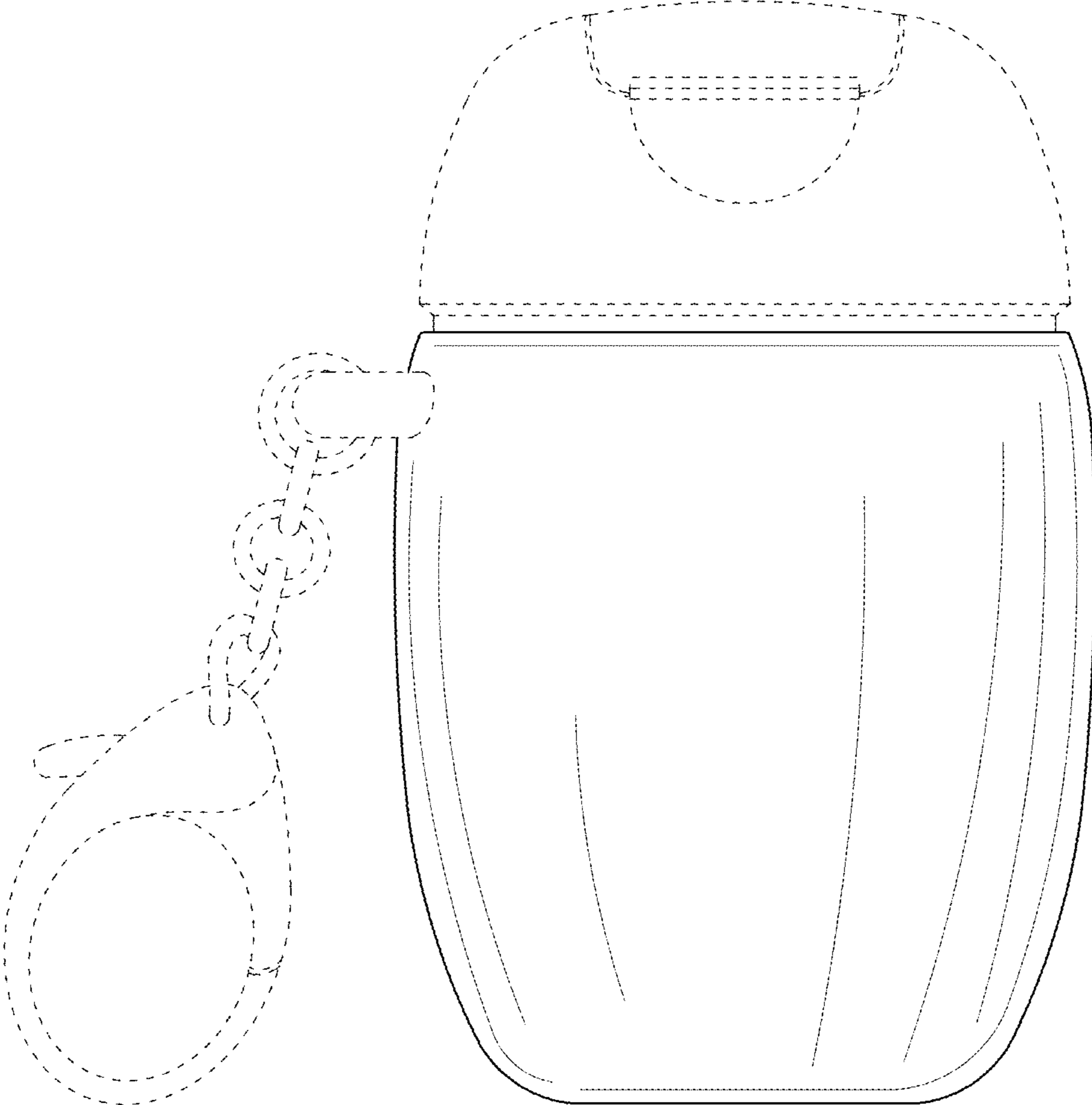


FIG. 1

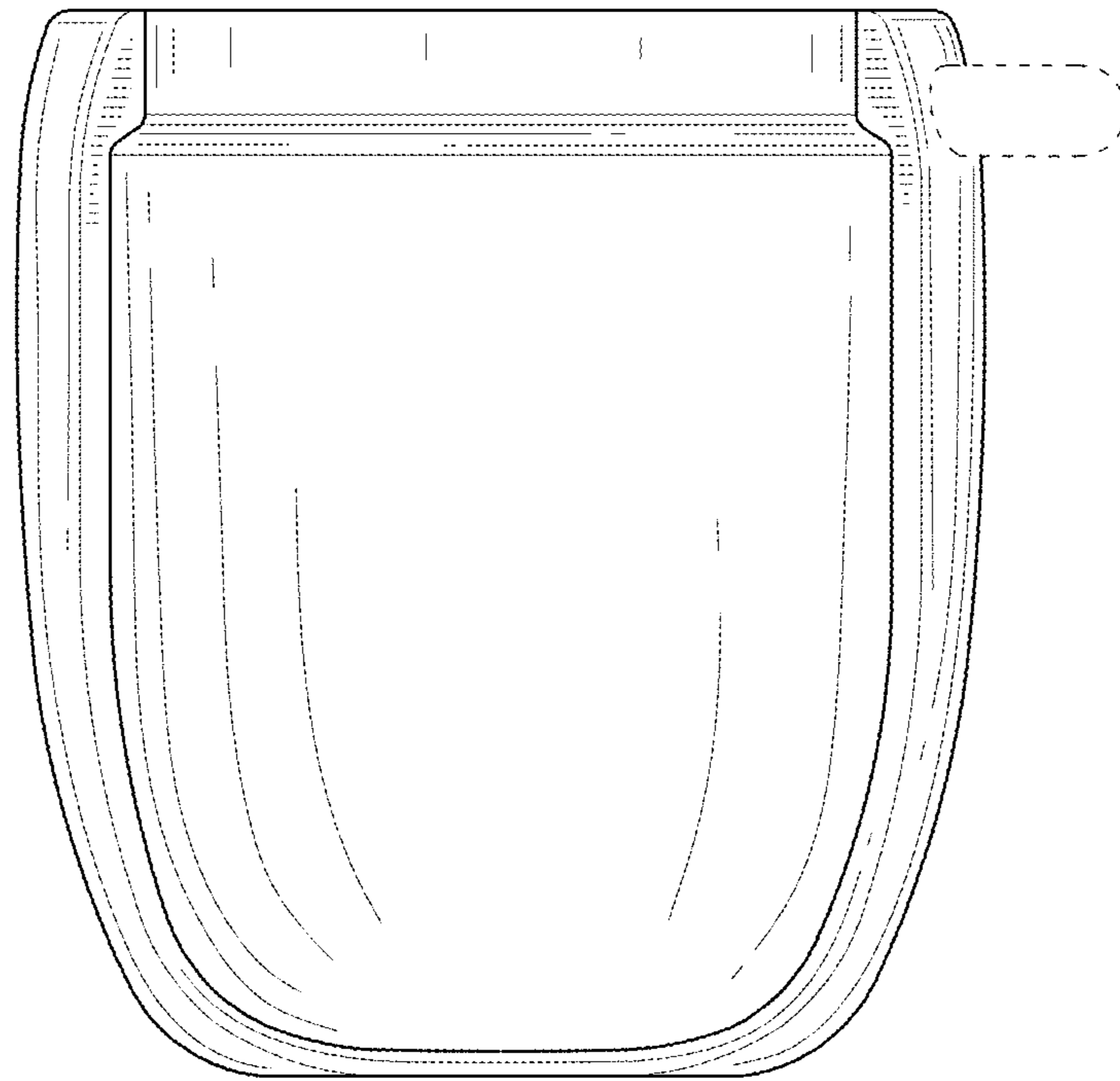


FIG. 2

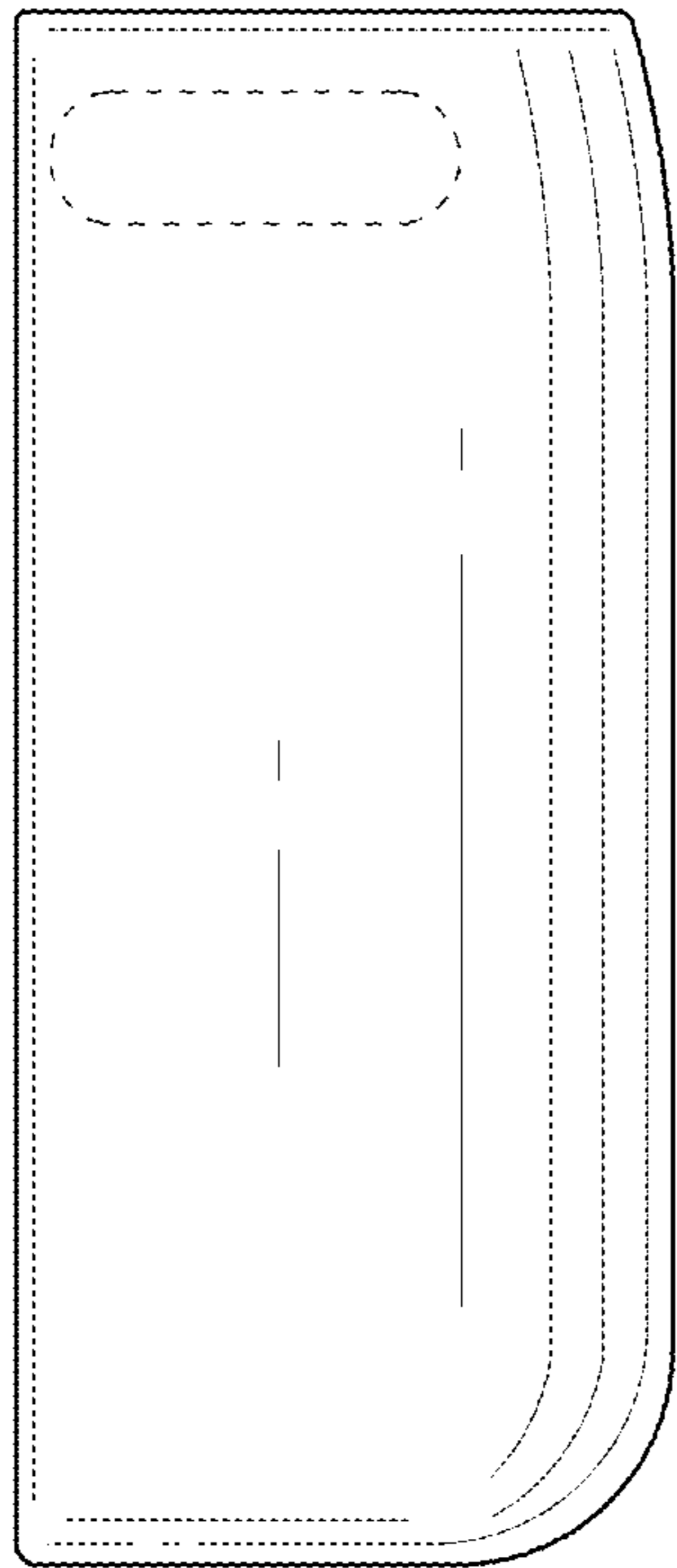


FIG. 3

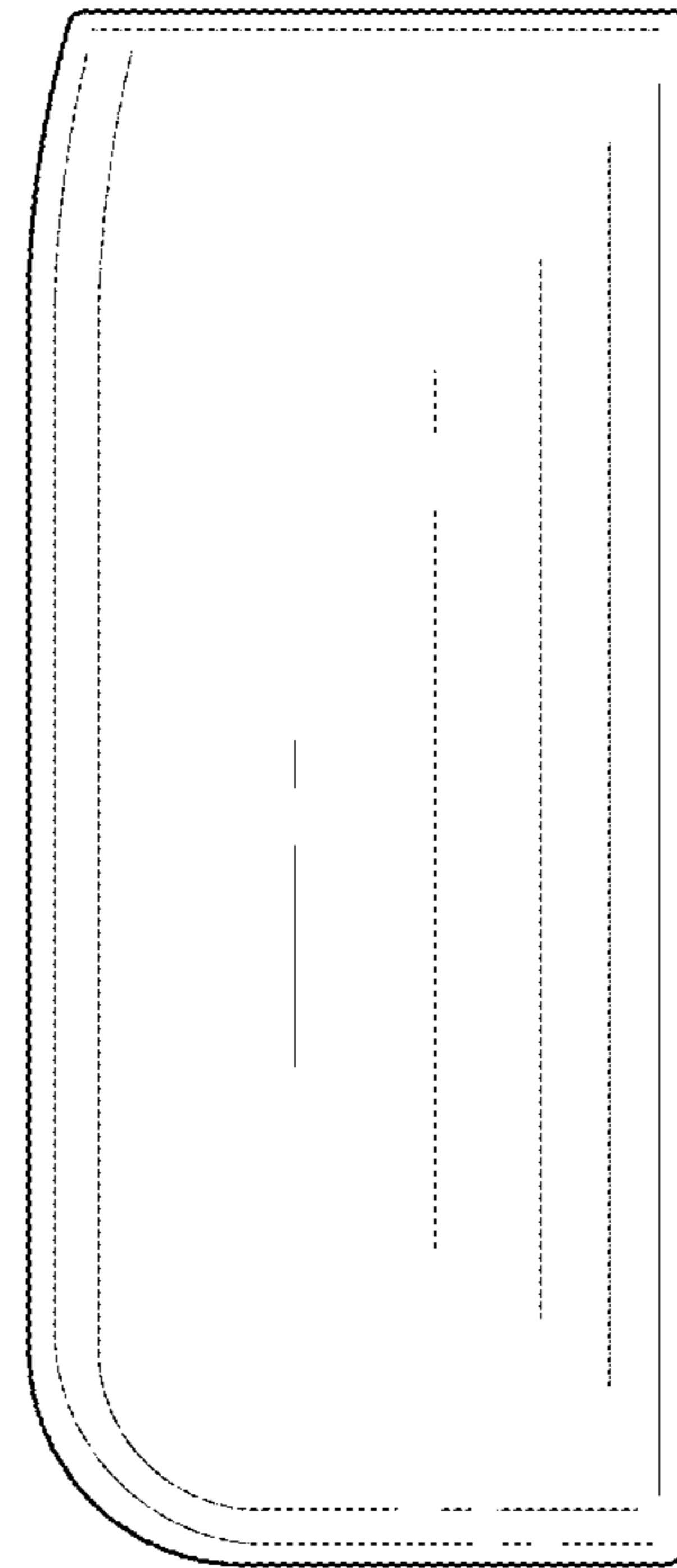


FIG. 4

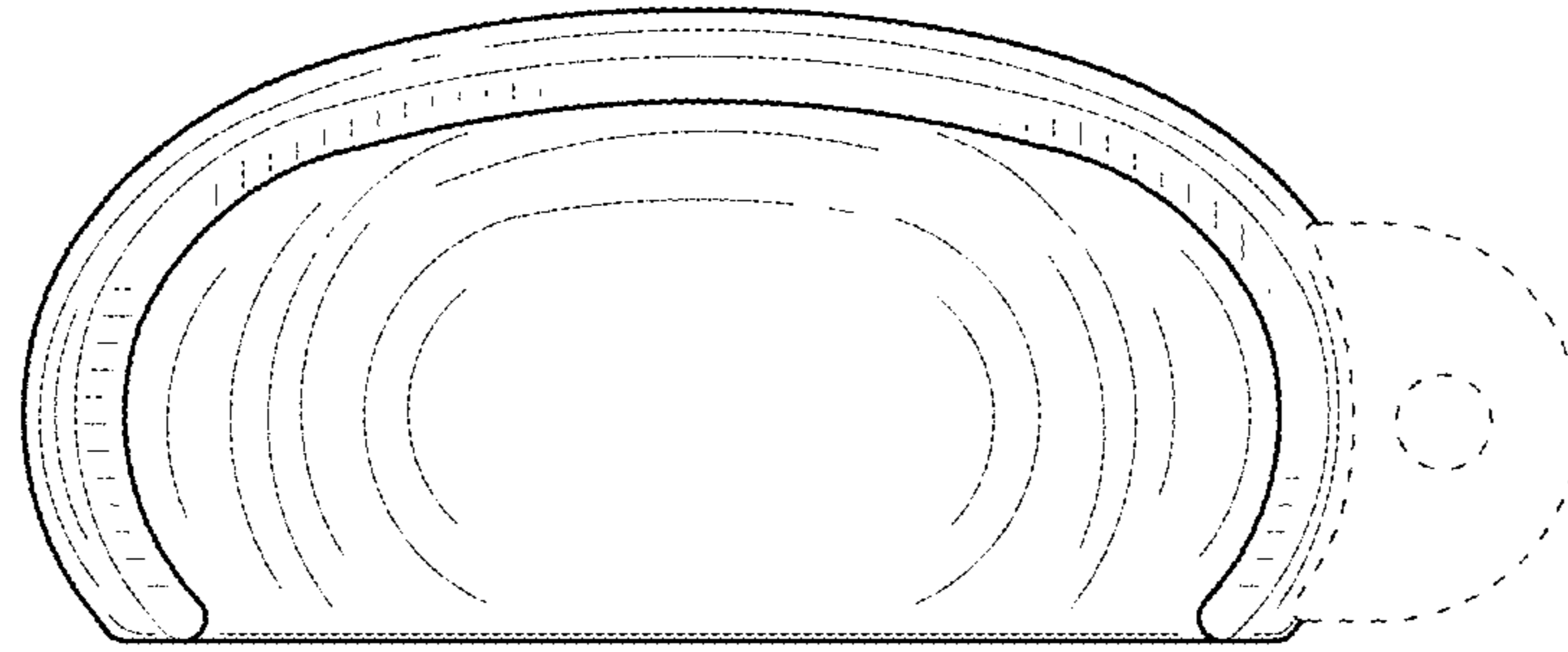


FIG. 5

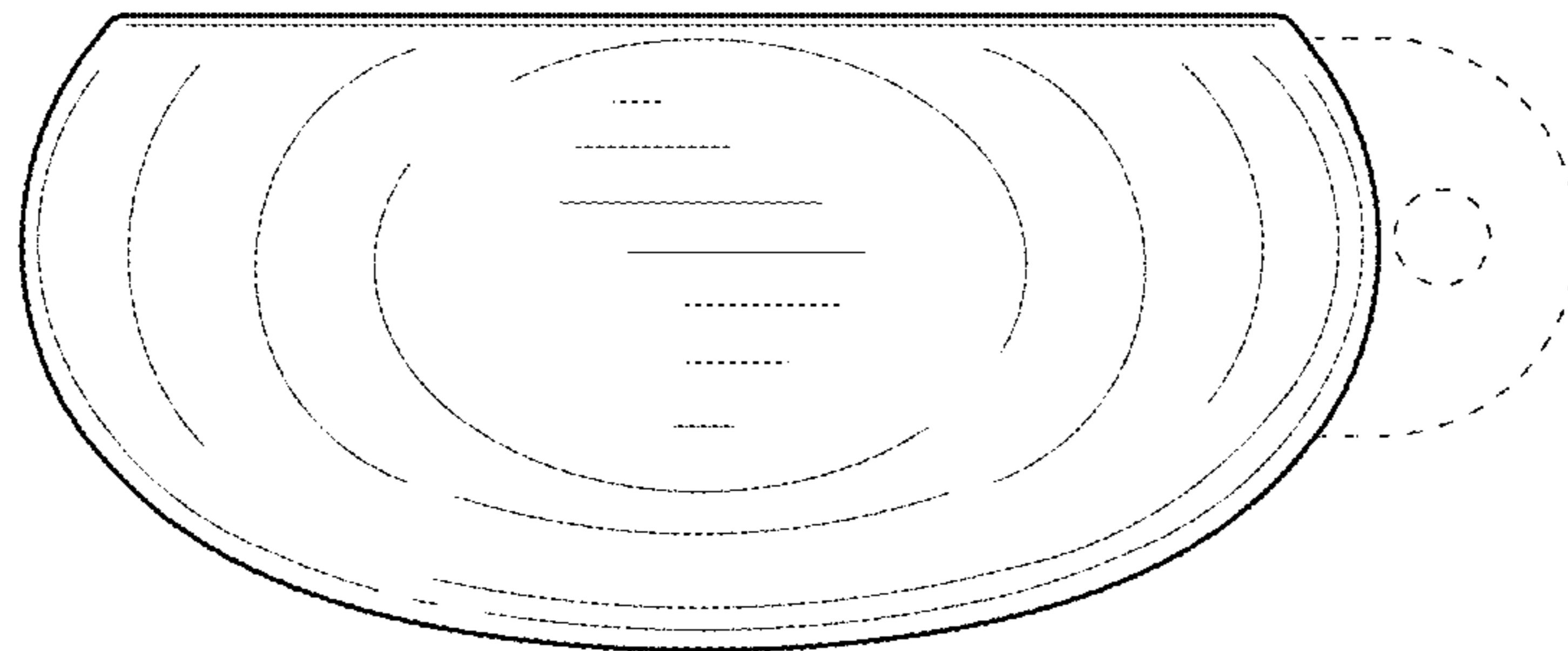


FIG. 6

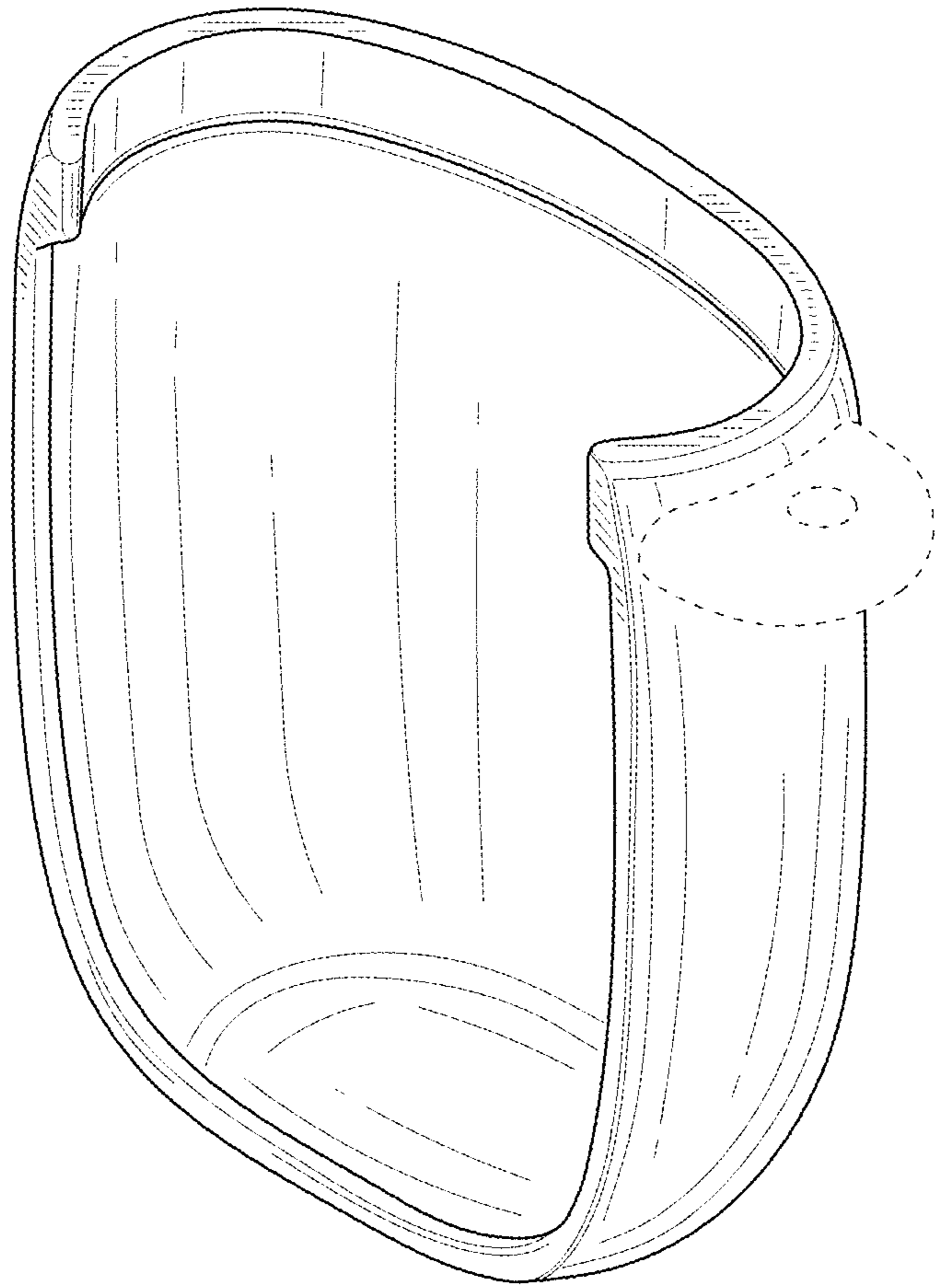


FIG. 7

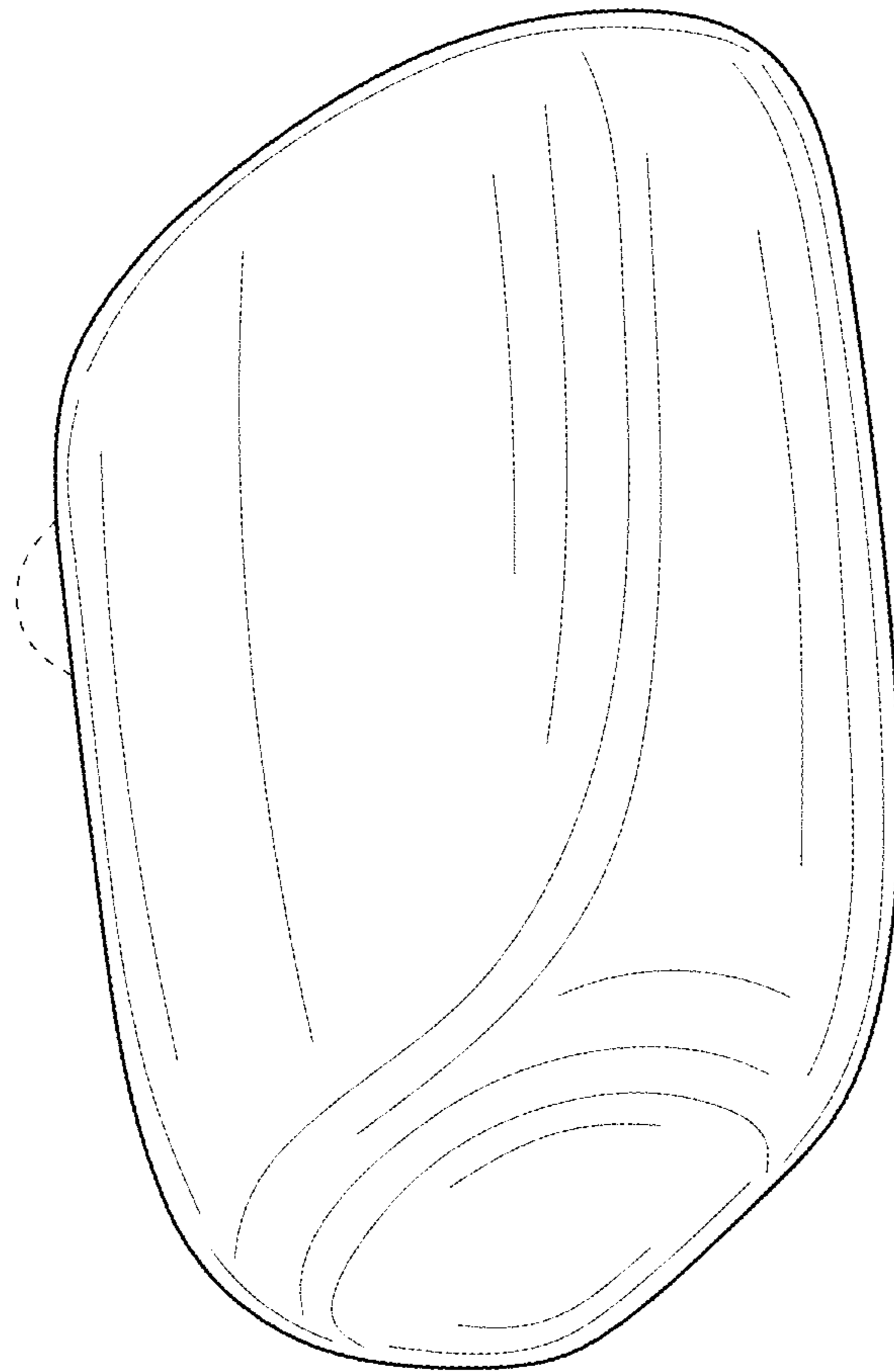


FIG. 8