



US00D871885S

(12) **United States Design Patent**
Miller et al.

(10) **Patent No.:** **US D871,885 S**
(45) **Date of Patent:** **** Jan. 7, 2020**

(54) **CENTERING DOVETAIL VISE**

(71) Applicants: **Lonnie W. Miller**, Roscoe, IL (US);
Alvin M. Goellner, Rockford, IL (US)

(72) Inventors: **Lonnie W. Miller**, Roscoe, IL (US);
Alvin M. Goellner, Rockford, IL (US)

(73) Assignee: **Advanced Machine & Engineering Co.**, Rockford, IL (US)

(**) Term: **15 Years**

(21) Appl. No.: **29/668,433**

(22) Filed: **Oct. 30, 2018**

Related U.S. Application Data

(62) Division of application No. 29/556,091, filed on Feb. 26, 2016, now Pat. No. Des. 837,017.

(51) **LOC (12) Cl.** **08-05**

(52) **U.S. Cl.**
USPC **D8/74; D15/140**

(58) **Field of Classification Search**
USPC D15/7, 9, 10, 13, 17, 27, 28, 122, 123,
D15/124, 125, 126, 127, 128, 129, 138,
D15/139, 140, 141, 199; D8/71, 72, 73,
D8/74

CPC B25D 3/00; B25D 17/02; B25D 2250/111;
B25D 2211/003; B25D 16/00; E21B
10/52; E21B 10/16; E21B 10/567; C03B
23/047; C03B 23/0496

See application file for complete search history.

(56) **References Cited**

U.S. PATENT DOCUMENTS

D215,763 S * 10/1969 Inman, Jr. et al. D15/123
D232,760 S * 9/1974 Lanese D15/130
D232,761 S * 9/1974 Lanese D15/130

(Continued)

OTHER PUBLICATIONS

“Introducing Centering Dovetail Vise (CDV) by Amrok® Workholding” [online]. AME. [Published Apr. 7, 2017]. Retrieved from the Internet: <[https://www.ame.com/news/2017/04/07/introducing-centering-dovetail-vise-\(cdv\)-by-amrok-workholding/](https://www.ame.com/news/2017/04/07/introducing-centering-dovetail-vise-(cdv)-by-amrok-workholding/)>.*

Primary Examiner — Khawaja Anwar

Assistant Examiner — Mojtaba Tehrani

(74) *Attorney, Agent, or Firm* — Reinhart Boerner Van Deuren P.C.

(57) **CLAIM**

We claim the ornamental design for the centering dovetail vise, as shown and described.

DESCRIPTION

FIG. 1 is a perspective view of a first embodiment of the centering dovetail vise, showing our new design;

FIG. 2 is another perspective view thereof;

FIG. 3 is a front view thereof;

FIG. 4 is a back view thereof;

FIG. 5 is a top view thereof;

FIG. 6 is a bottom view thereof;

FIG. 7 is a side view thereof; and

FIG. 8 is another side view thereof, showing the side opposite that shown in FIG. 7.

FIG. 9 is a perspective view of a second embodiment of the centering dovetail vise:

FIG. 10 is another perspective view thereof;

FIG. 11 is a front view thereof;

FIG. 12 is a back view thereof;

FIG. 13 is a top view thereof;

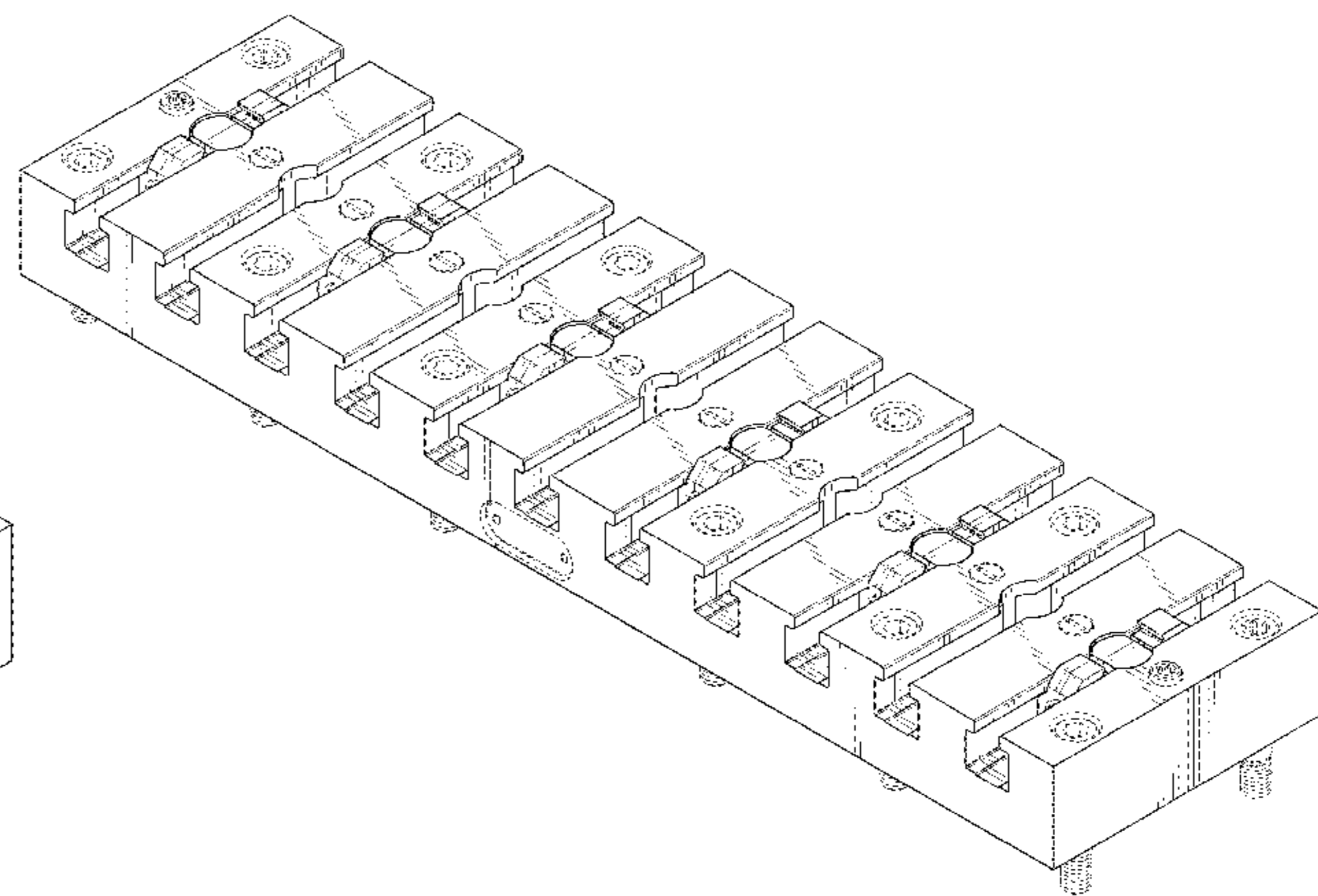
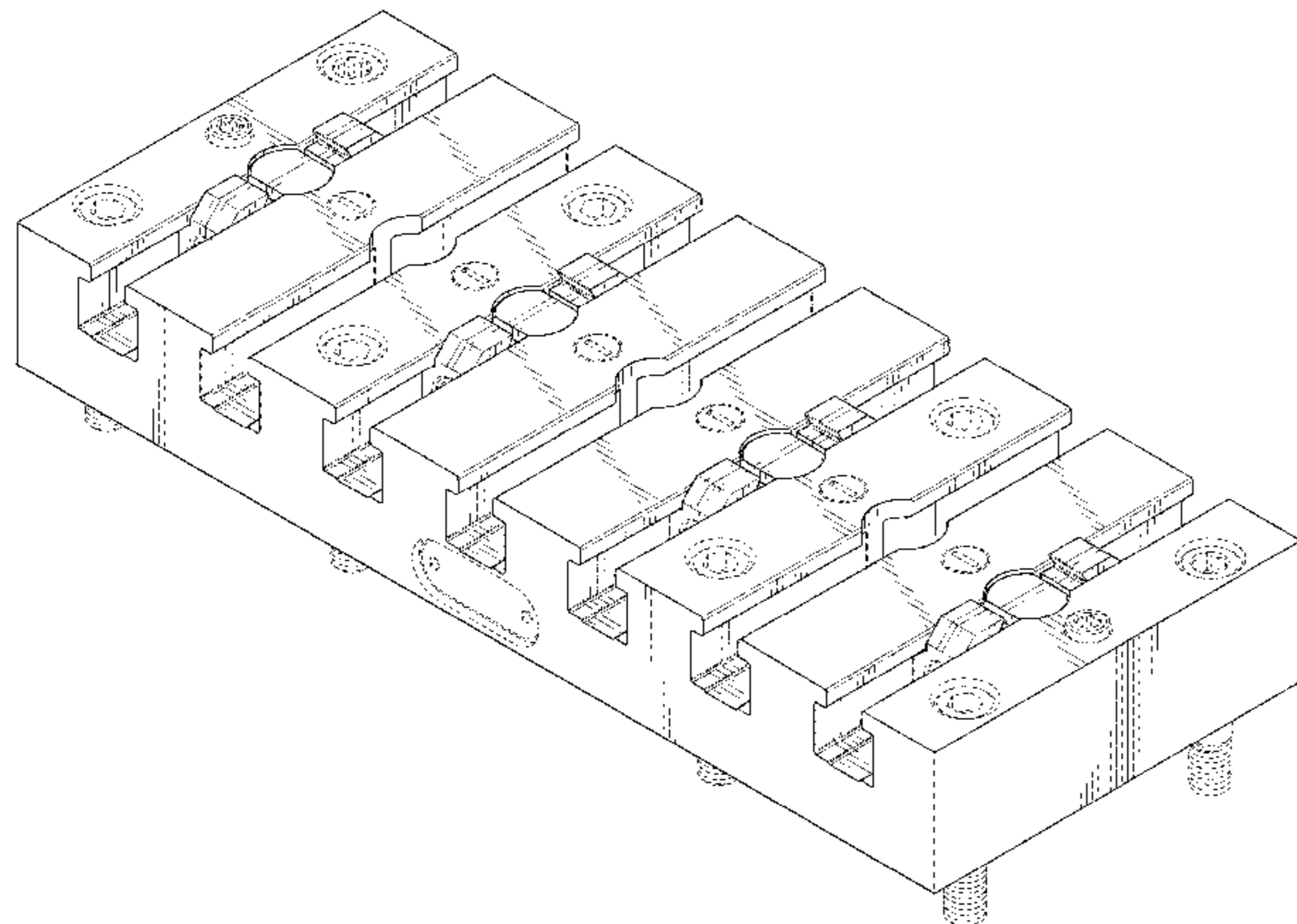
FIG. 14 is a bottom view thereof;

FIG. 15 is a side view thereof; and,

FIG. 16 is another side view thereof, showing the side opposite that shown in FIG. 15.

The broken lines in the drawings depict unclaimed portions of the centering dovetail vise only and form no part of the claimed design.

1 Claim, 12 Drawing Sheets



(56)

References Cited

U.S. PATENT DOCUMENTS

3,961,854 A * 6/1976 Jaquet A61B 17/6466
403/59
D254,376 S * 3/1980 Glomb D15/140
4,199,313 A * 4/1980 Bohnenberger B22C 21/10
164/385
4,344,259 A * 8/1982 Barolin B24B 13/02
451/390
4,383,682 A * 5/1983 Feinberg B25B 1/2463
269/258
D274,913 S * 7/1984 Bonfield D15/138
4,685,663 A * 8/1987 Jorgensen B25B 1/103
269/244
4,863,151 A * 9/1989 Justesen B25B 1/24
269/261
D309,463 S * 7/1990 McDannel D15/123
5,163,664 A * 11/1992 Calαιο B25B 1/2452
269/259
5,683,077 A * 11/1997 Fink B25B 1/103
269/244
D417,599 S * 12/1999 Wolfe D8/74
D420,880 S * 2/2000 Lavigne D8/74
D421,208 S * 2/2000 Lavigne D8/74
D422,868 S * 4/2000 Lavigne D8/74
6,045,126 A * 4/2000 Brzezinski B25B 1/2405
269/240
6,062,553 A * 5/2000 Strehl B25B 1/2452
269/153
D435,772 S * 1/2001 Lavigne D8/74
D436,012 S * 1/2001 Lavigne D8/74
D437,200 S * 2/2001 Lavigne D8/74
D438,215 S * 2/2001 Kaneko D15/7
D446,229 S * 8/2001 Kaneko D15/143
6,309,003 B1 * 10/2001 Bertini B25J 15/0253
294/119.1
D457,900 S * 5/2002 Hanne D15/140
6,409,161 B1 * 6/2002 Wolff B25B 1/18
269/134
6,659,439 B1 * 12/2003 Baumgartner B25B 1/12
269/137
6,896,249 B1 * 5/2005 Ferrara B25B 1/12
269/138

6,957,809 B1 * 10/2005 Ferrara B25B 1/2405
269/282
7,152,855 B1 * 12/2006 Martens B25B 1/2468
269/283
D640,521 S * 6/2011 Tschida D8/74
D647,381 S * 10/2011 Lin D8/74
8,167,291 B2 * 5/2012 Parks B25B 1/2468
269/261
D666,072 S * 8/2012 Tschida D8/74
D685,827 S * 7/2013 Sun D15/140
D685,828 S * 7/2013 Sun D15/140
D705,634 S * 5/2014 Furey D8/72
D716,627 S * 11/2014 Lin D8/74
D726,519 S * 4/2015 Huang D8/74
8,998,190 B2 * 4/2015 Winn B25B 1/24
269/271
9,004,476 B2 * 4/2015 Schmidt B25B 1/2463
269/282
D736,585 S * 8/2015 Furey D8/72
D785,431 S * 5/2017 Lee D8/74
9,636,801 B1 * 5/2017 Lee B25B 1/2484
D804,926 S * 12/2017 Atkinson D8/71
D815,507 S * 4/2018 Mardaus D8/74
9,975,221 B2 * 5/2018 Ursell B25B 5/166
D826,282 S * 8/2018 Mead D15/7
10,113,653 B2 * 10/2018 Forrest B05B 9/0413
D837,017 S * 1/2019 Miller D8/74
D838,568 S * 1/2019 Lin D8/74
10,208,776 B2 * 2/2019 Hann F16B 2/12
2003/0071402 A1 * 4/2003 Martinez B25B 1/06
269/43
2009/0020937 A1 * 1/2009 Odell B25B 1/2463
269/271
2014/0021667 A1 * 1/2014 Wang B25B 1/103
269/20
2014/0086680 A1 * 3/2014 Header E04D 13/10
403/374.3
2014/0131933 A1 * 5/2014 Taylor B25B 1/24
269/165
2018/0340558 A1 * 11/2018 Lembach F16B 5/0225
2019/0011142 A1 * 1/2019 Entrekin F24F 7/013
2019/0064450 A1 * 2/2019 Evans G02B 6/425

* cited by examiner

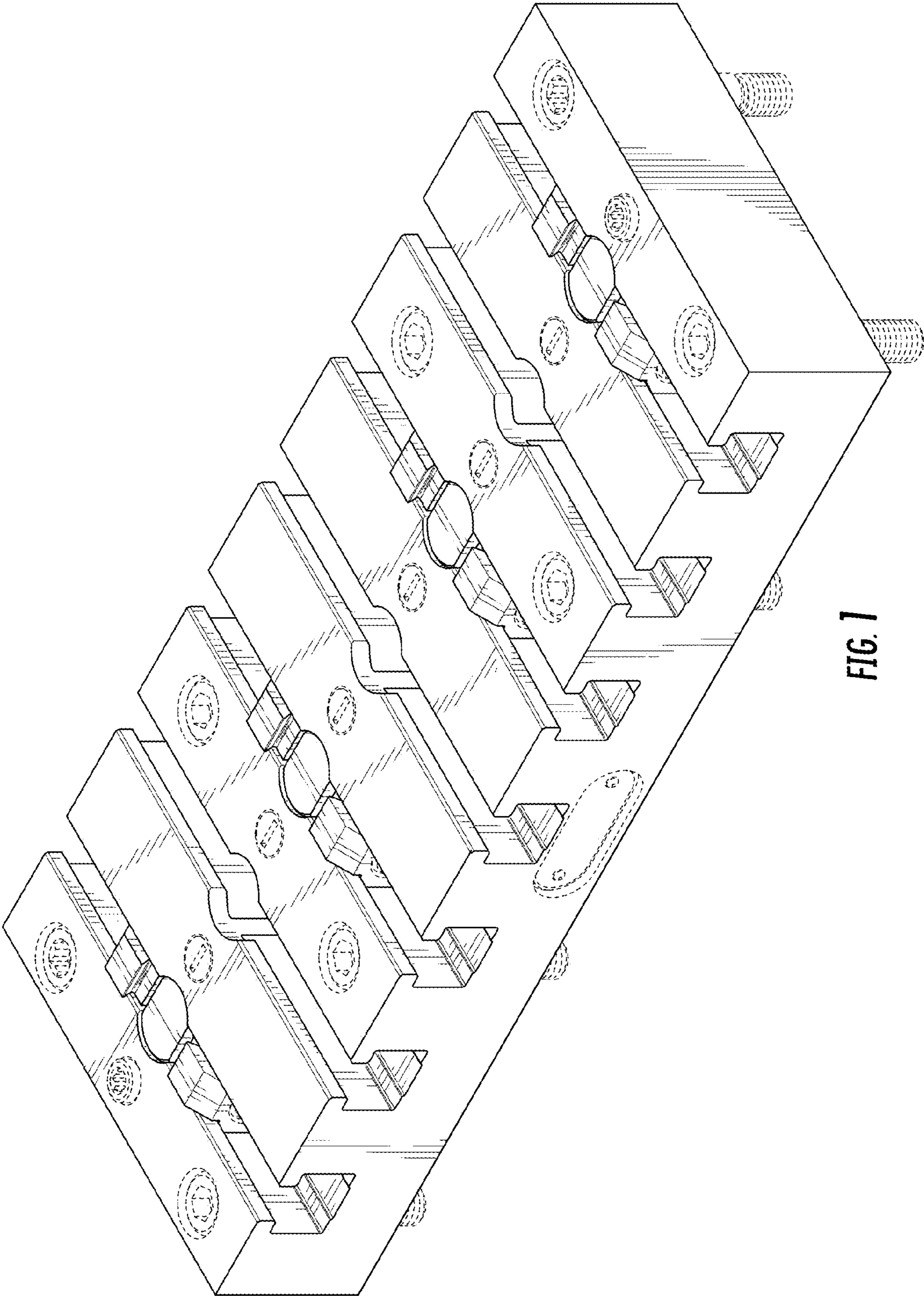


FIG. 1

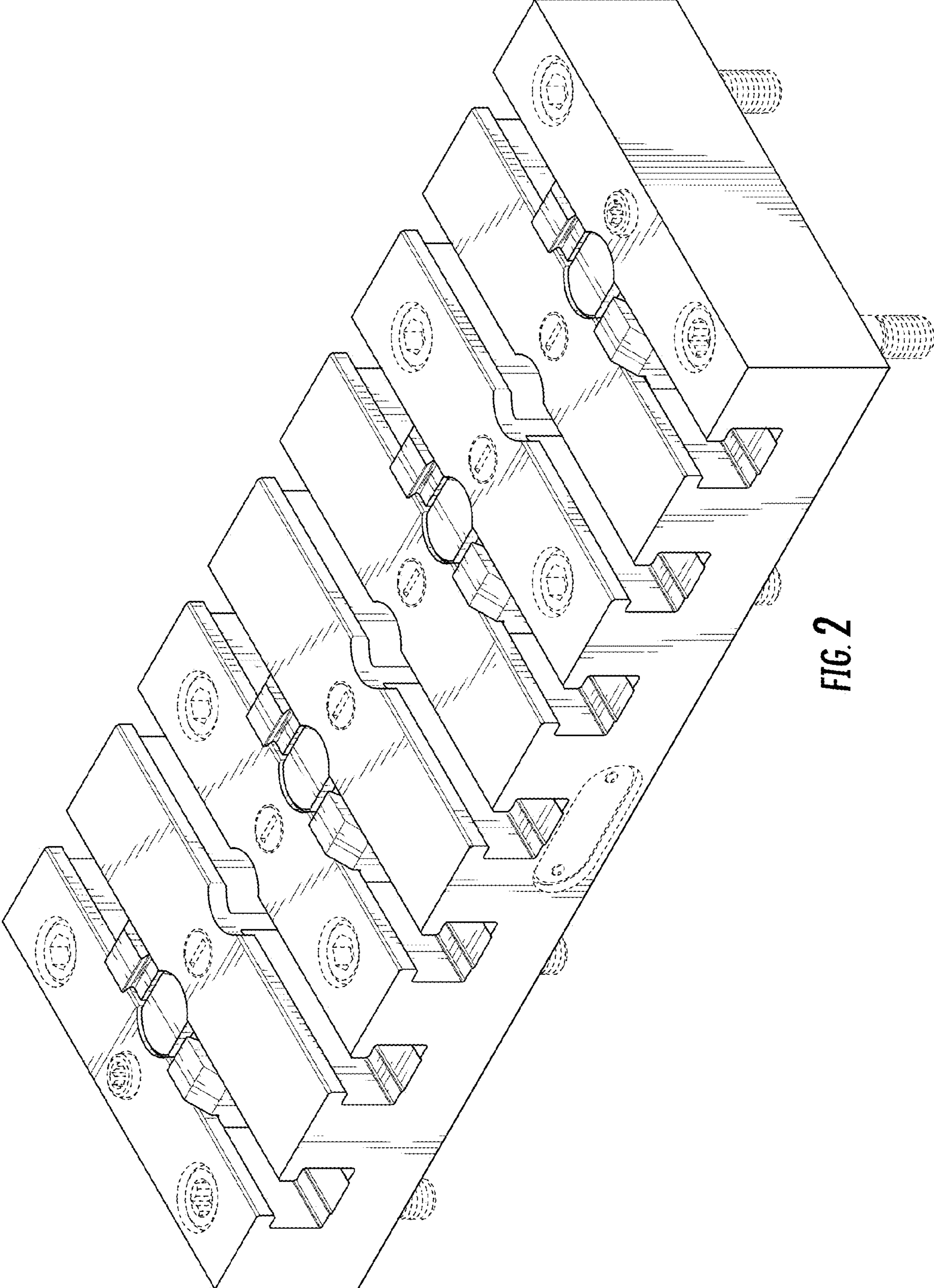


FIG. 2

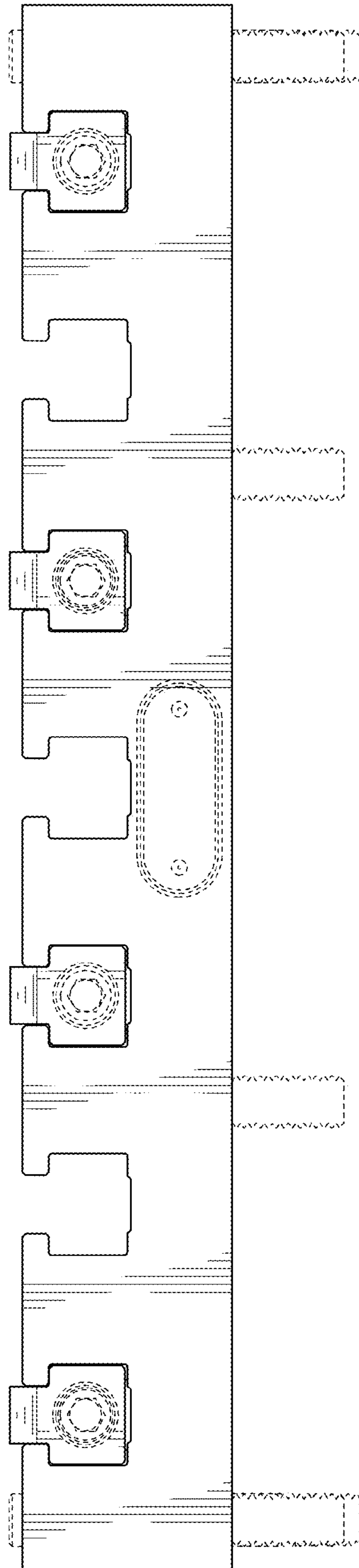


FIG. 3

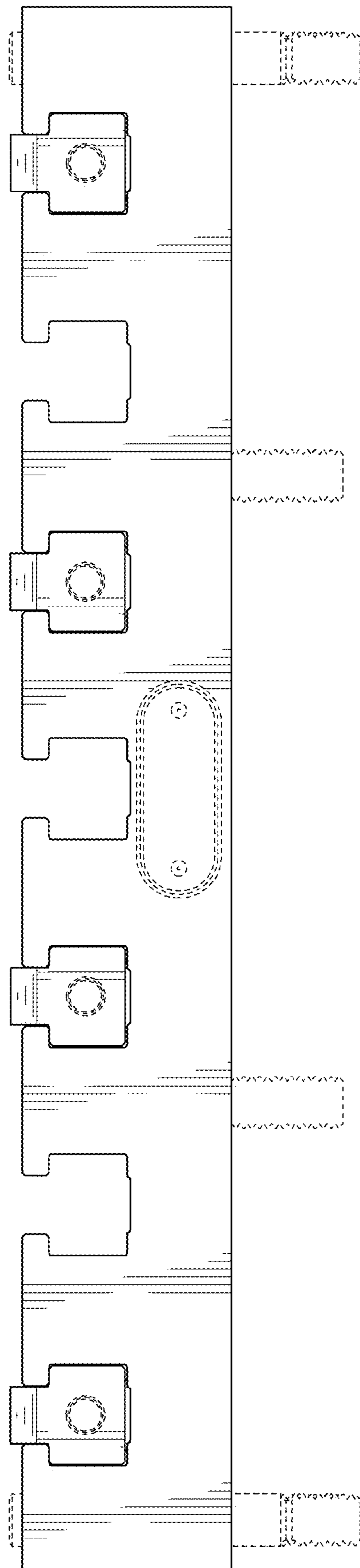


FIG. 4

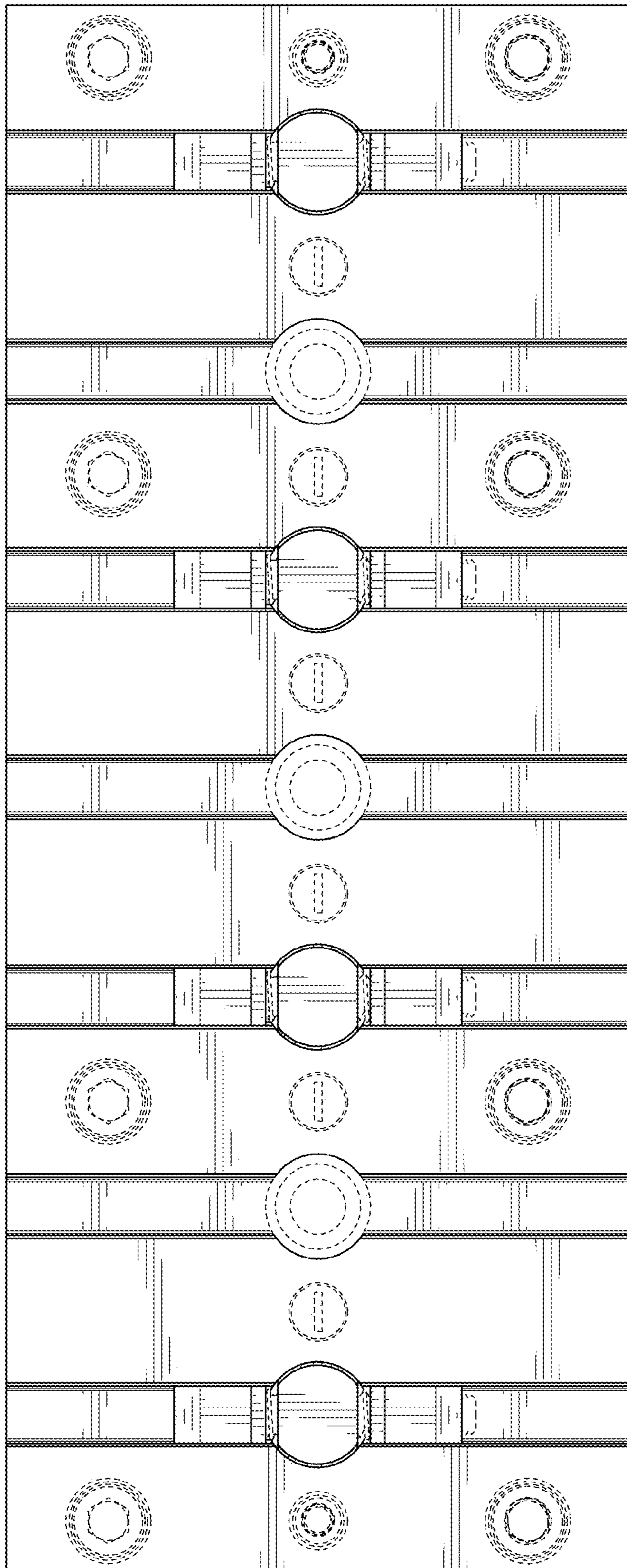


FIG. 5

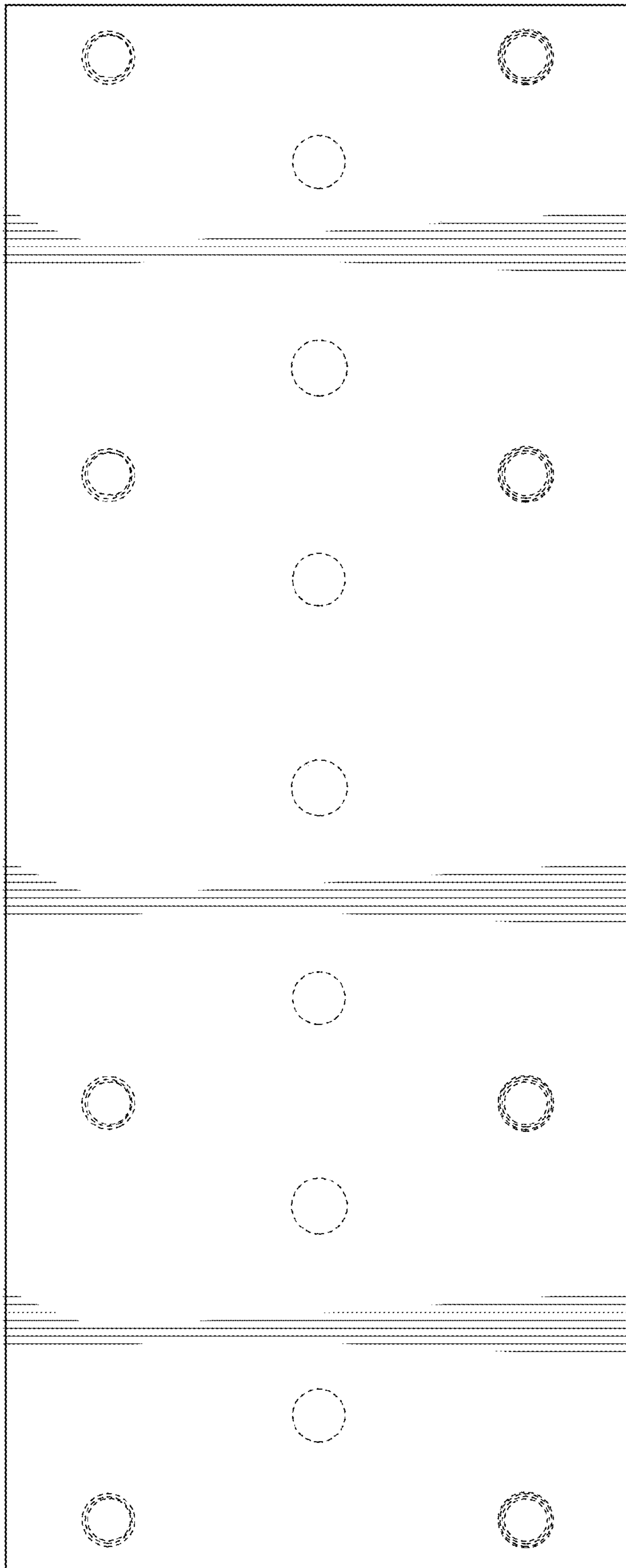


FIG. 6

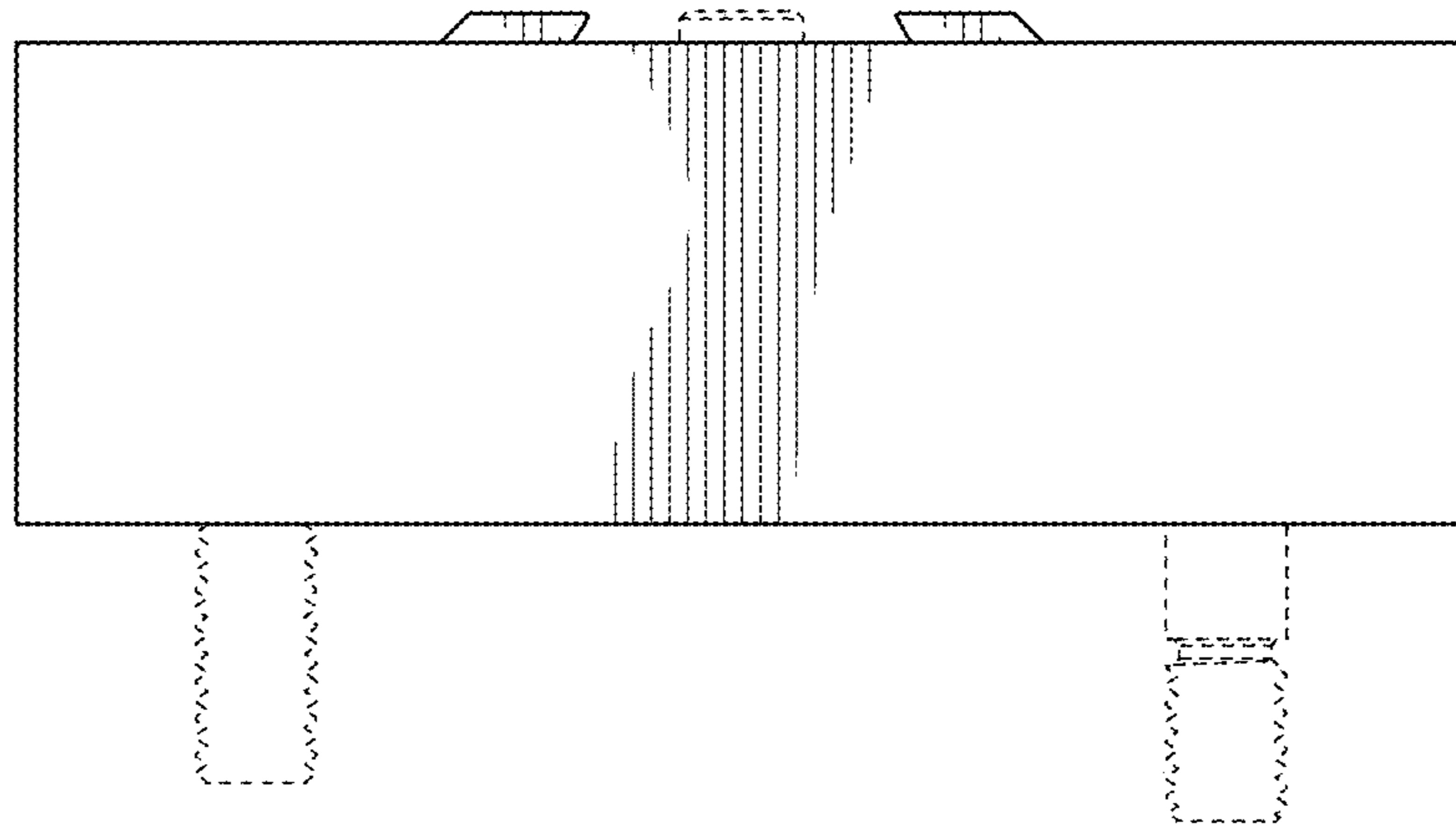


FIG. 7

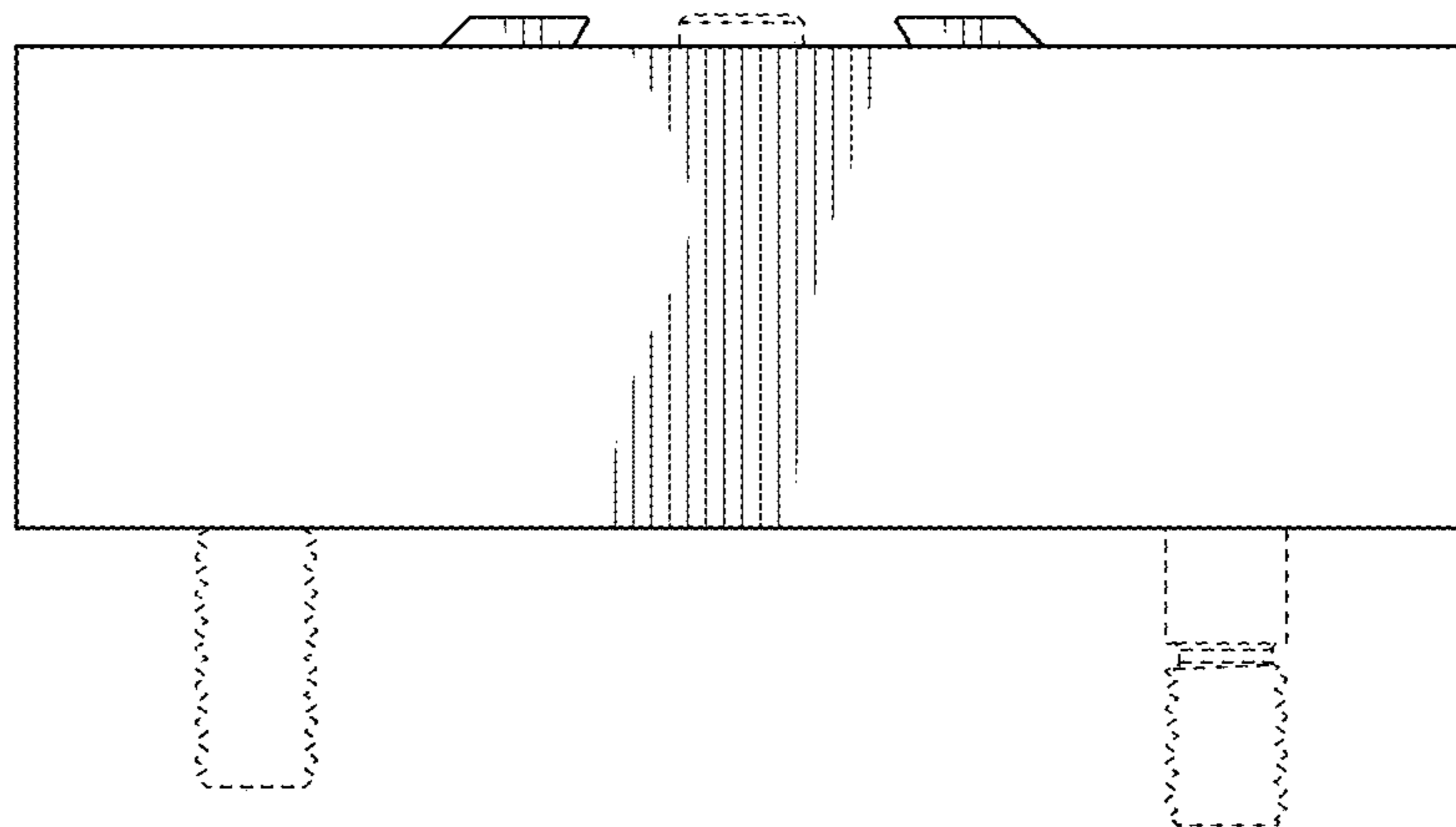


FIG. 8

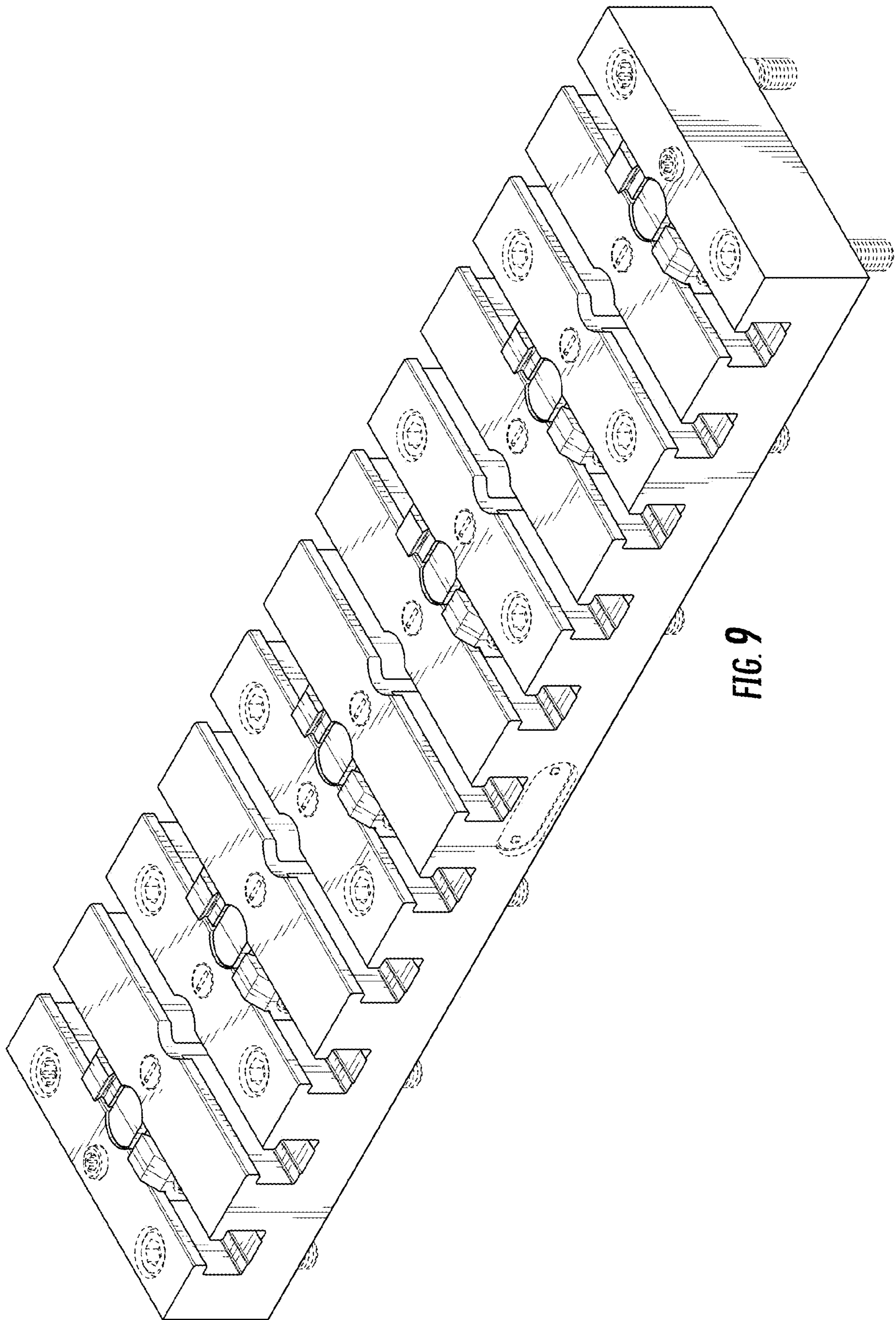


FIG. 9

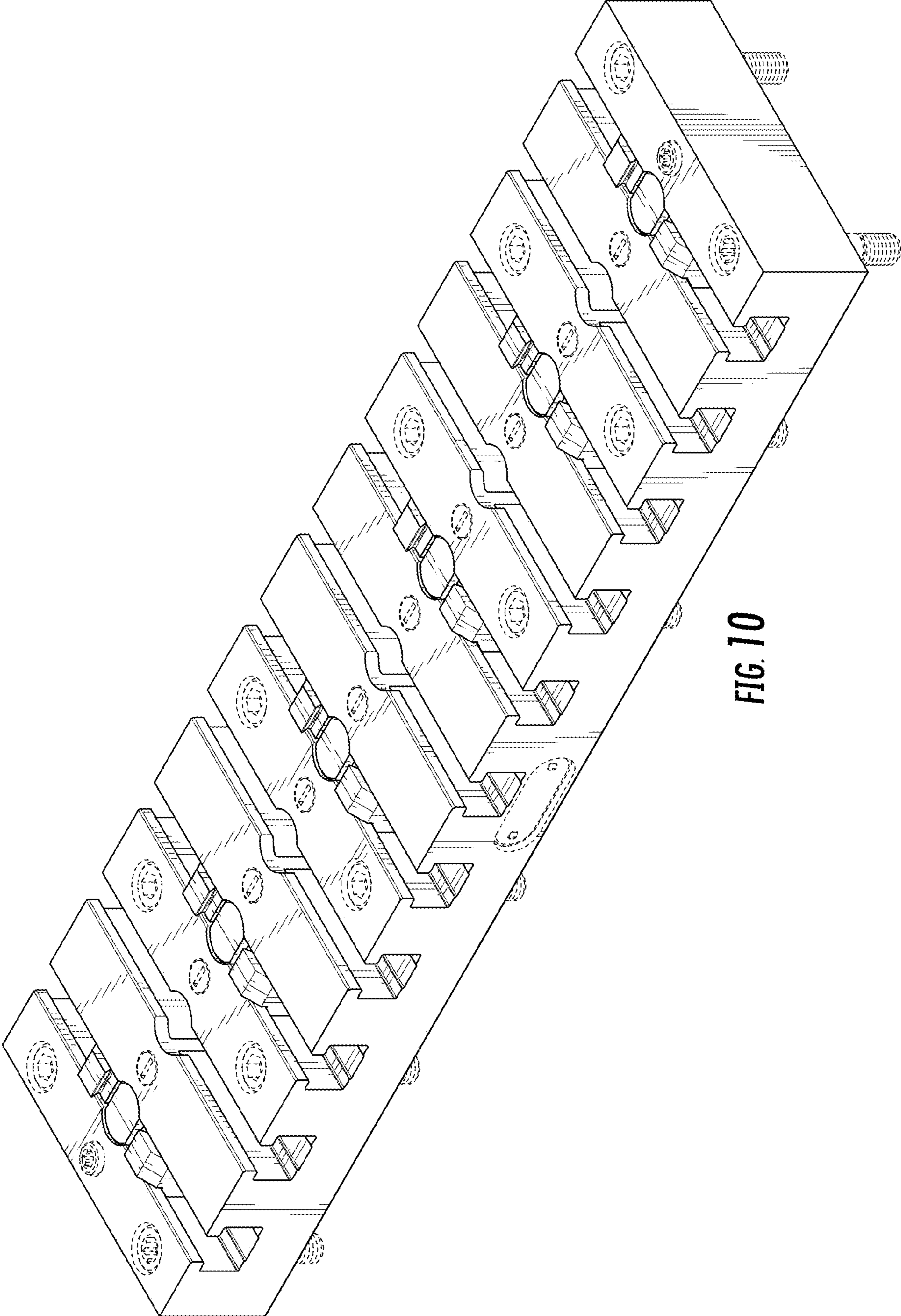


FIG. 10

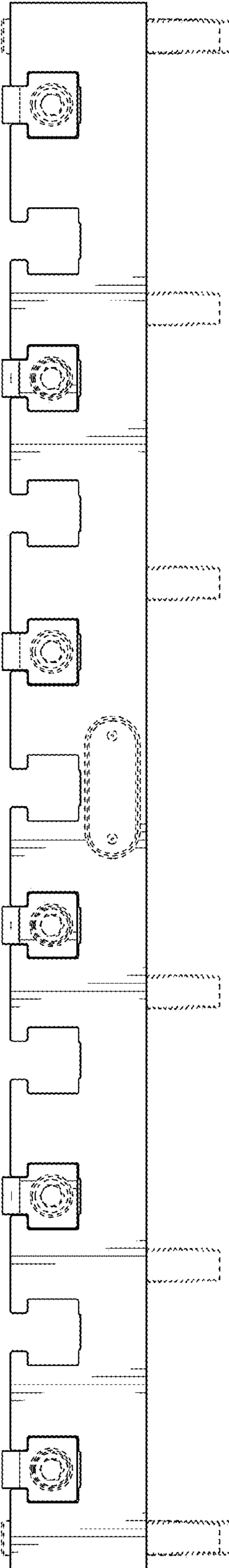


FIG. 11

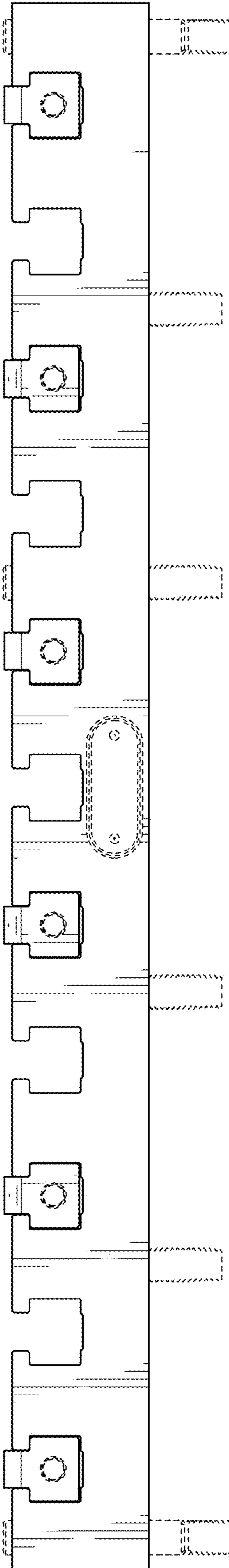


FIG. 12

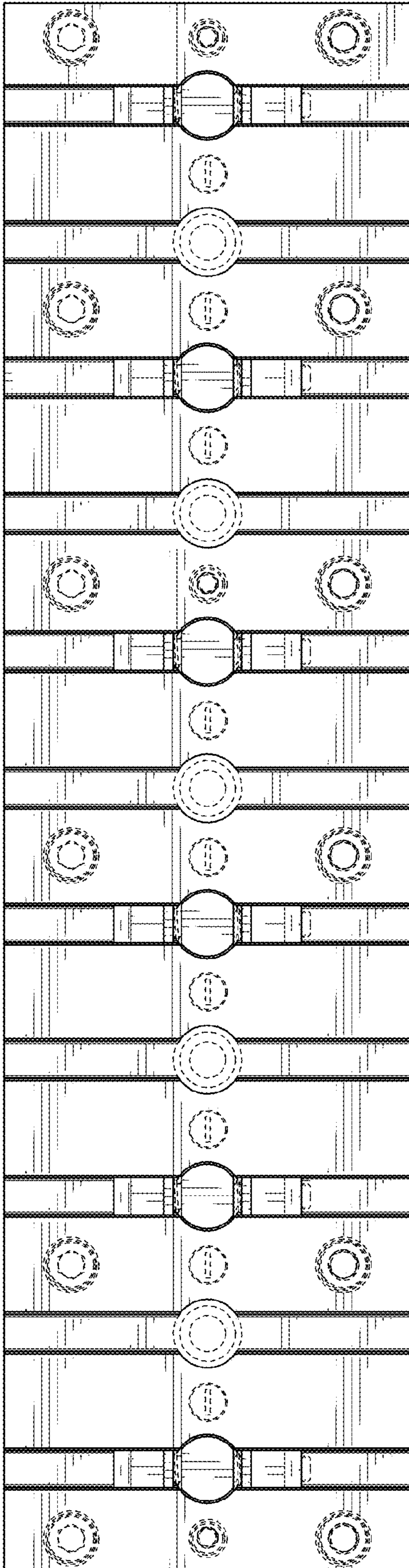


FIG. 13

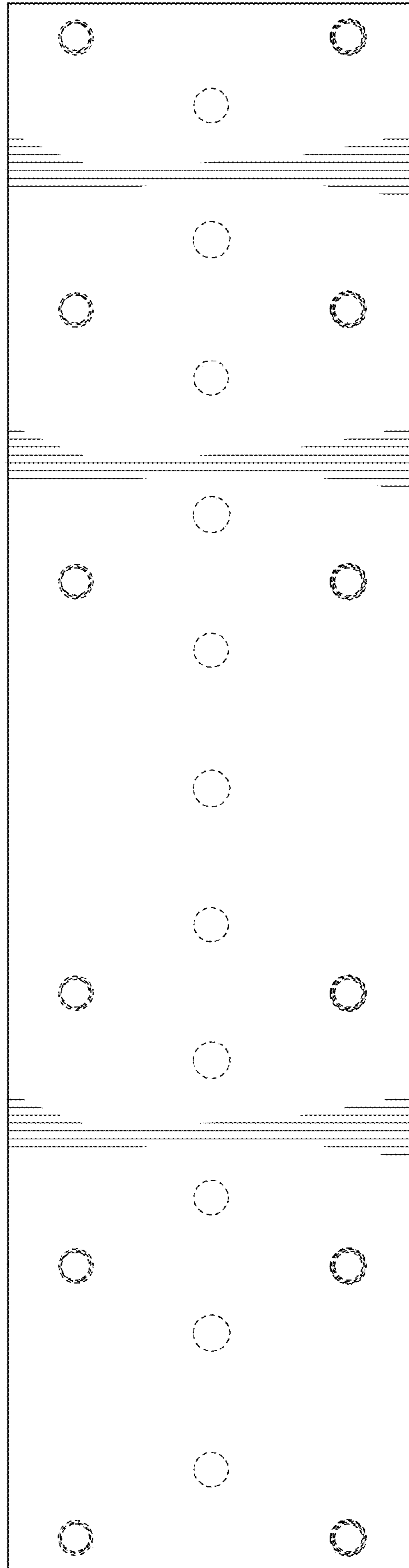


FIG. 14

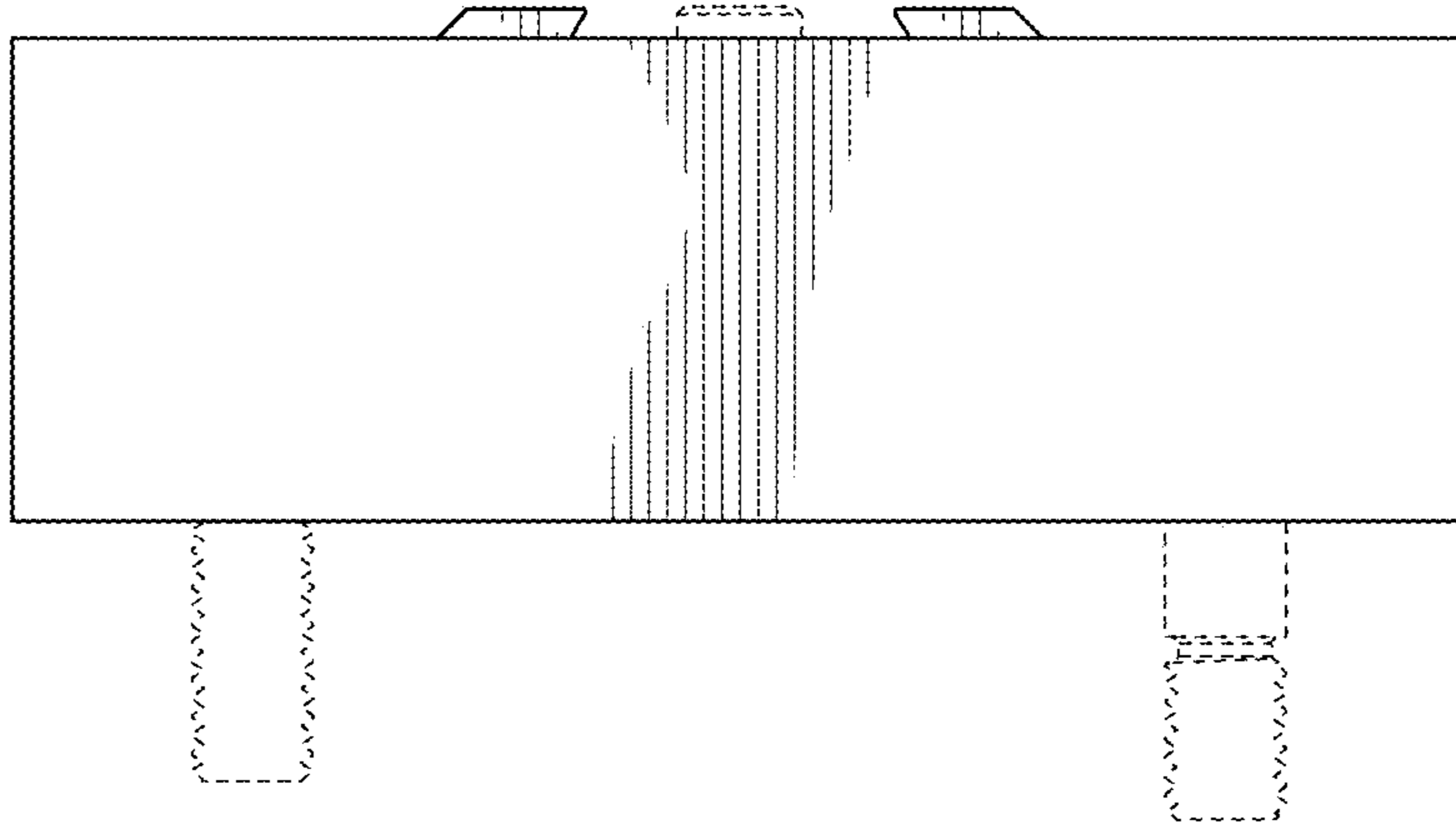


FIG. 15

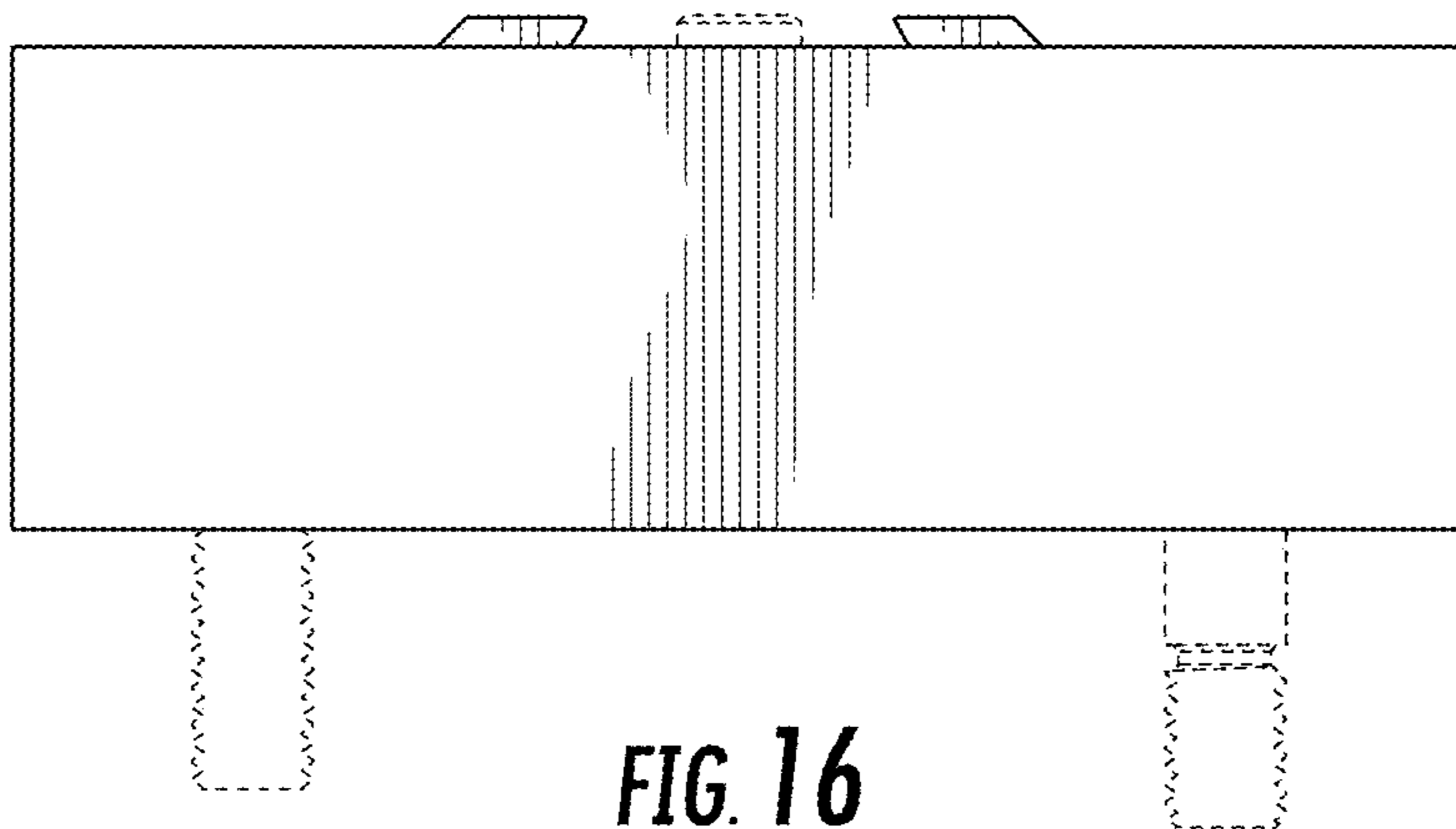


FIG. 16