



US00D871873S

(12) **United States Design Patent**
Sayball et al.

(10) **Patent No.:** **US D871,873 S**
(45) **Date of Patent:** **** Jan. 7, 2020**

(54) **STAIRWAY JOINTER**
(71) Applicants: **Brian Sayball**, Townsend, MA (US);
Darren McDonald, Lowell, MA (US)
(72) Inventors: **Brian Sayball**, Townsend, MA (US);
Darren McDonald, Lowell, MA (US)
(**) Term: **15 Years**
(21) Appl. No.: **29/654,472**
(22) Filed: **Jun. 25, 2018**
(51) **LOC (12) Cl.** **08-05**
(52) **U.S. Cl.**
USPC **D8/45**
(58) **Field of Classification Search**
USPC D8/14, 45
CPC B44D 3/162; E04G 21/20; E04G 21/201;
E04F 21/165; E04F 21/1652; E04F
25/1655; B25B 11/0809
See application file for complete search history.

(56) **References Cited**
U.S. PATENT DOCUMENTS
967,480 A * 1/1910 Wright B44D 3/162
3,389,420 A * 6/1968 Pryor E04F 21/165
15/235.3
3,608,944 A * 9/1971 Turner E04G 21/20
294/3.5
3,846,060 A * 11/1974 Otis E04F 21/165
425/458

4,432,115 A * 2/1984 Fehler E04F 21/1652
15/105.5
4,879,780 A * 11/1989 Prebeck E04F 21/165
15/105.5
4,988,272 A * 1/1991 Nolan B25B 33/00
15/235.3
D315,482 S * 3/1991 Prebeck D8/45
5,098,278 A * 3/1992 Brandvold B28B 7/0085
15/235.3
D333,600 S * 3/1993 Brandvold D8/45
5,675,860 A * 10/1997 Campbell E04F 21/165
15/235.7
D606,375 S * 12/2009 Divita D8/45

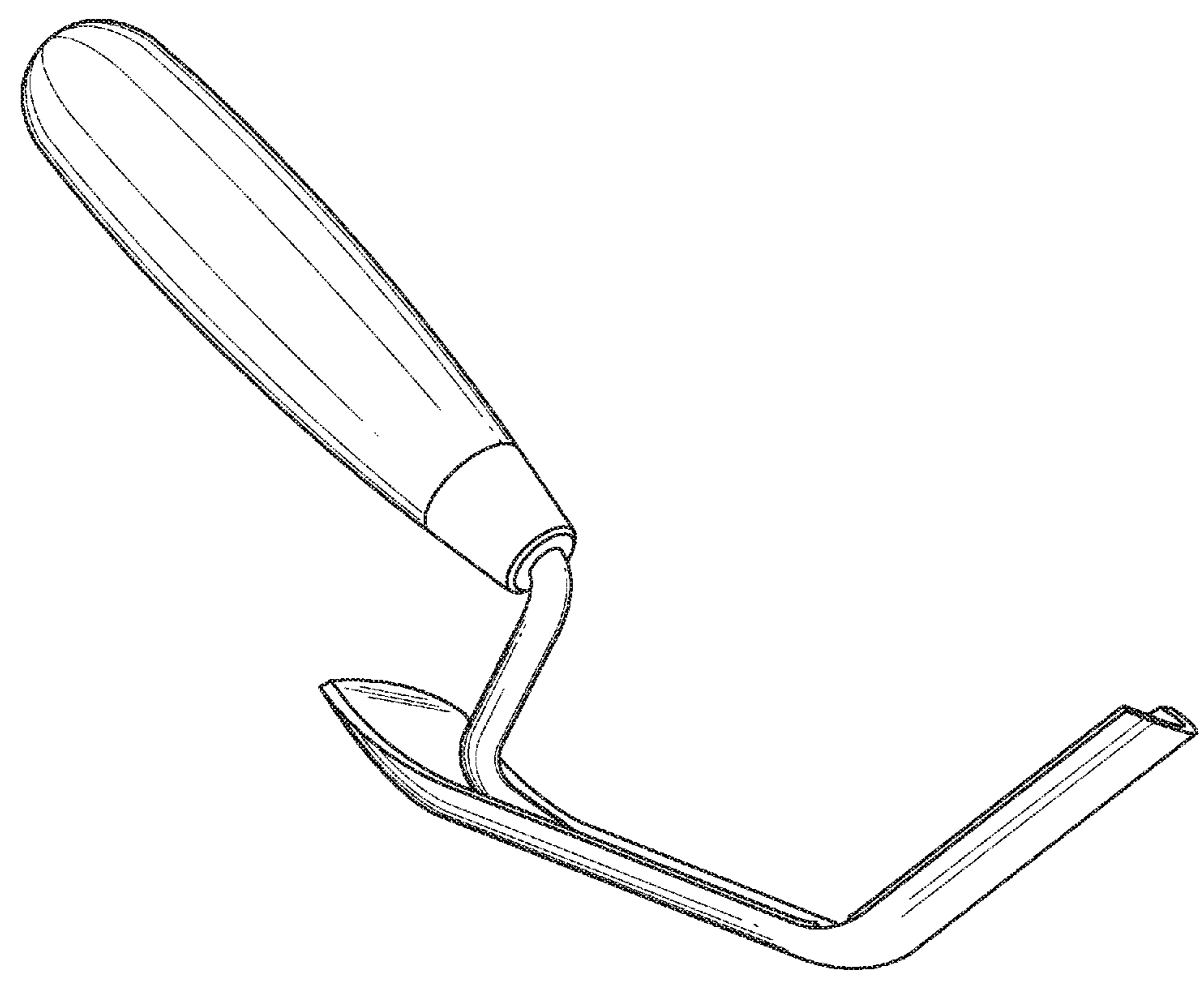
* cited by examiner
Primary Examiner — Philip S Hyder
(74) *Attorney, Agent, or Firm* — Gary E. Lambert; David
J. Connaughton, Jr.; Lambert Shortell & Connaughton

(57) **CLAIM**
The ornamental design for a stairway jointer, as shown and
described.

DESCRIPTION

FIG. 1 is a front and bottom perspective view of a stairway
jointer, showing our design;
FIG. 2 is a side view thereof;
FIG. 3 is a side view thereof;
FIG. 4 is a top plan view thereof;
FIG. 5 is a bottom plan view thereof;
FIG. 6 is a front view thereof; and,
FIG. 7 is a rear view thereof.

1 Claim, 4 Drawing Sheets



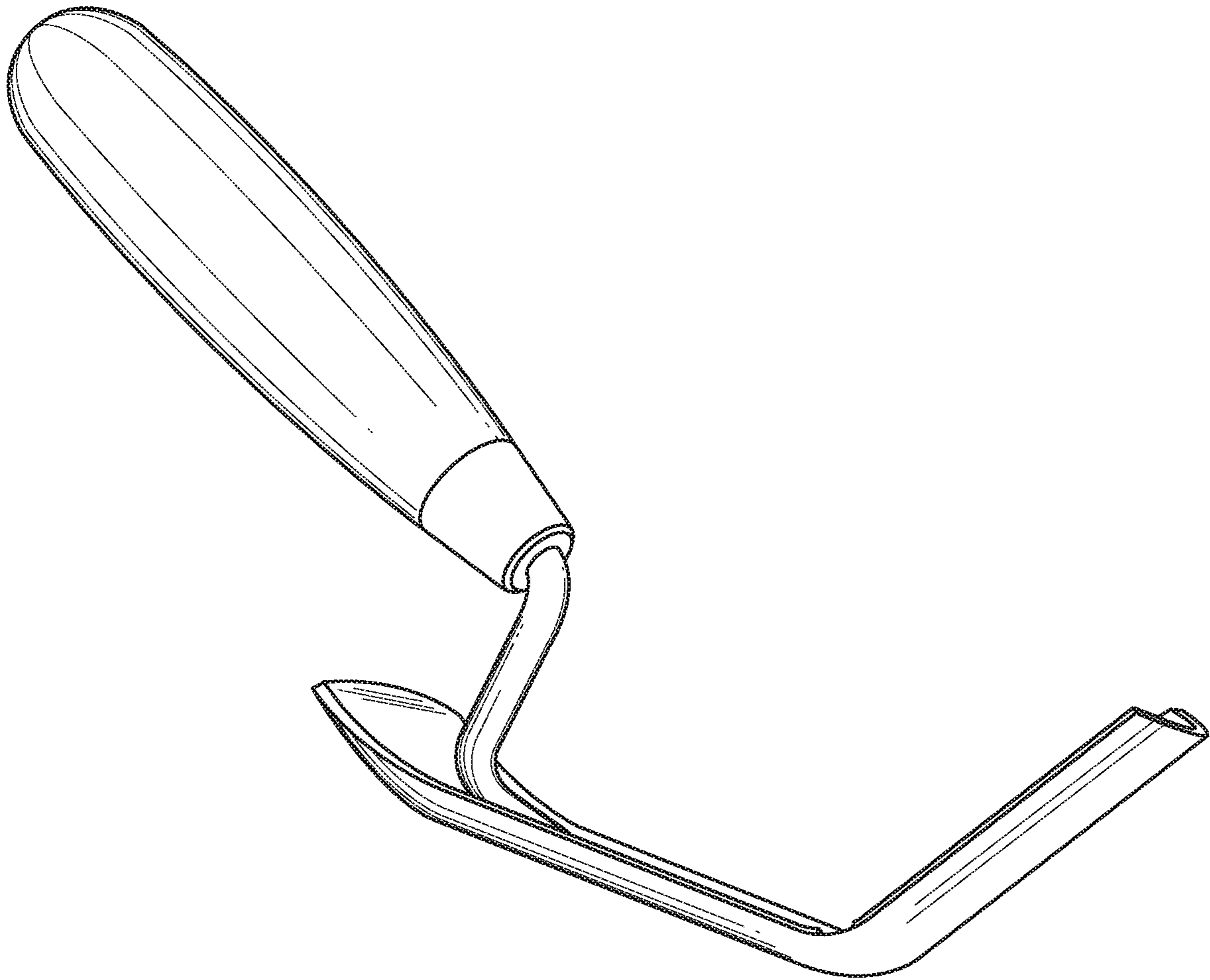


Fig. 1

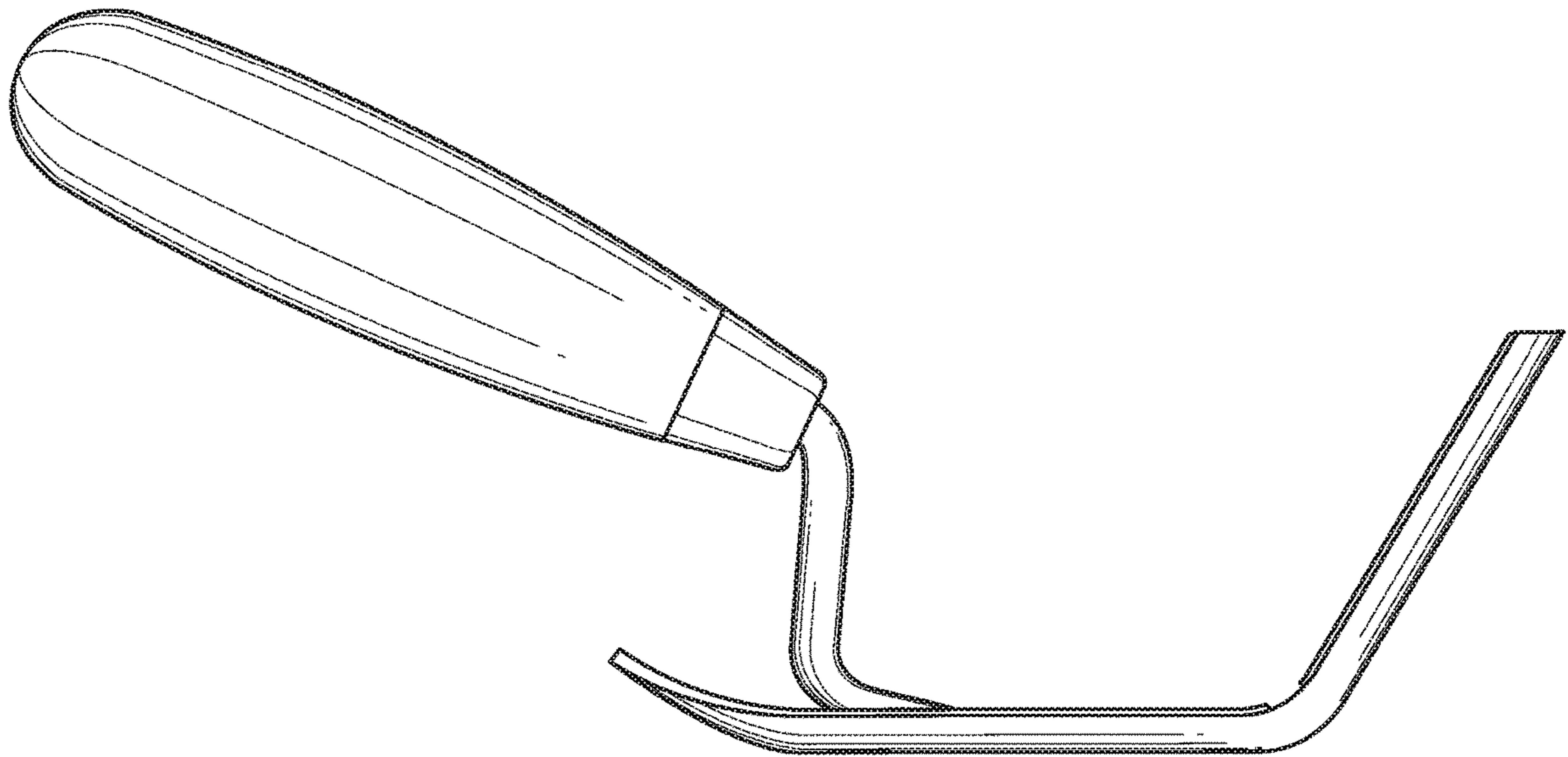


Fig. 2

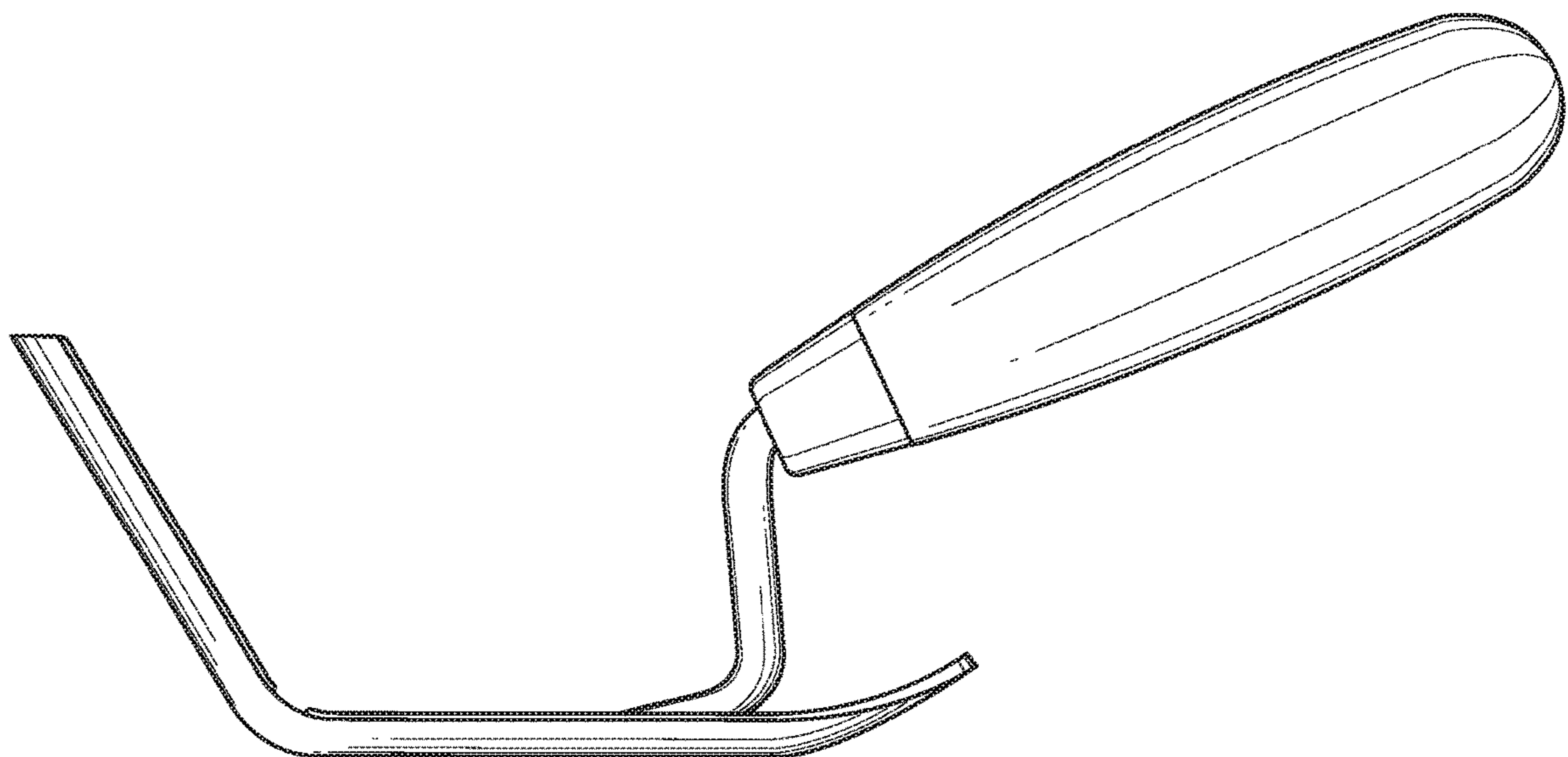


Fig. 3

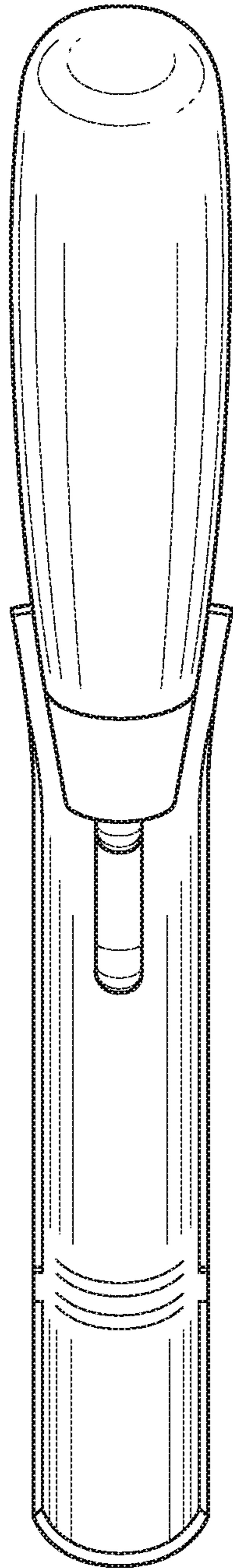


Fig. 4

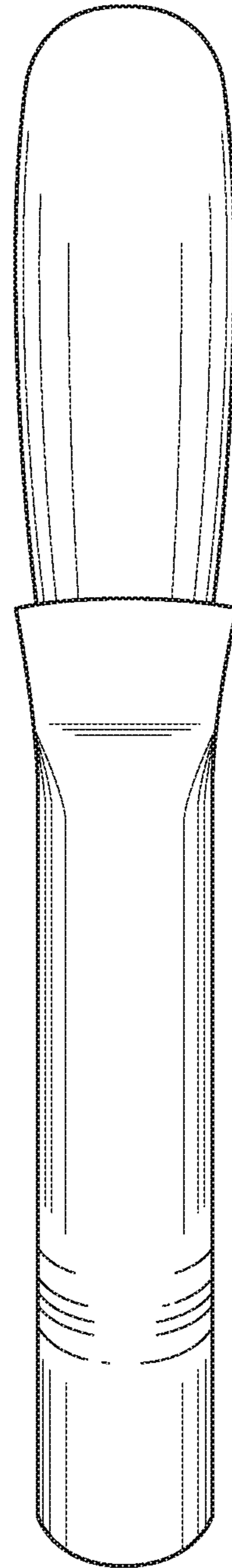


Fig. 5

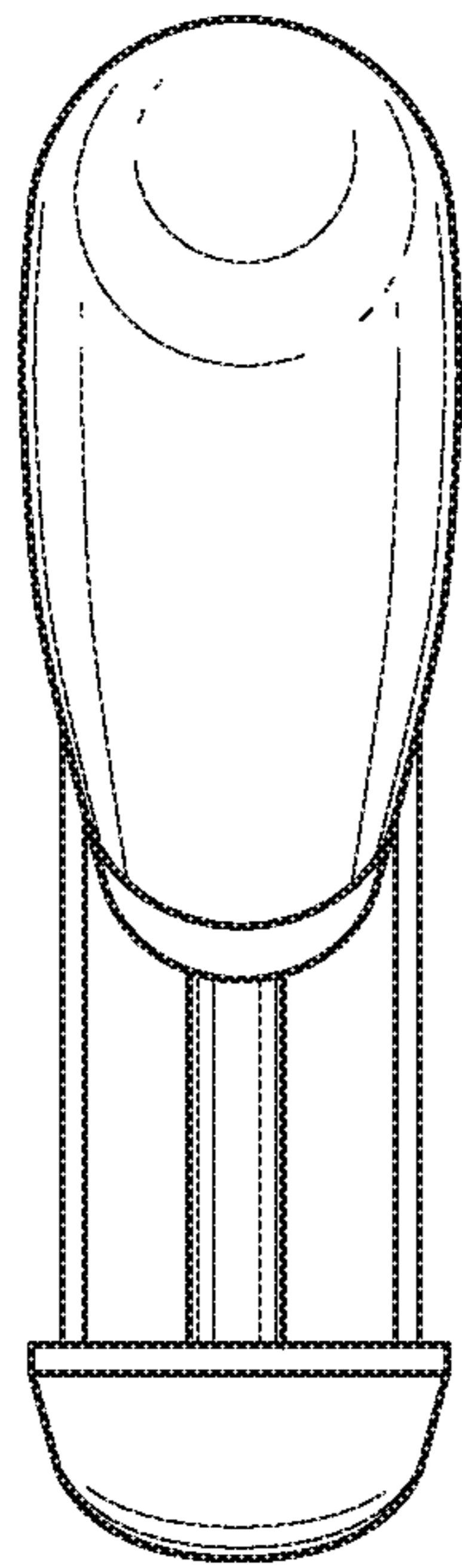


Fig. 6

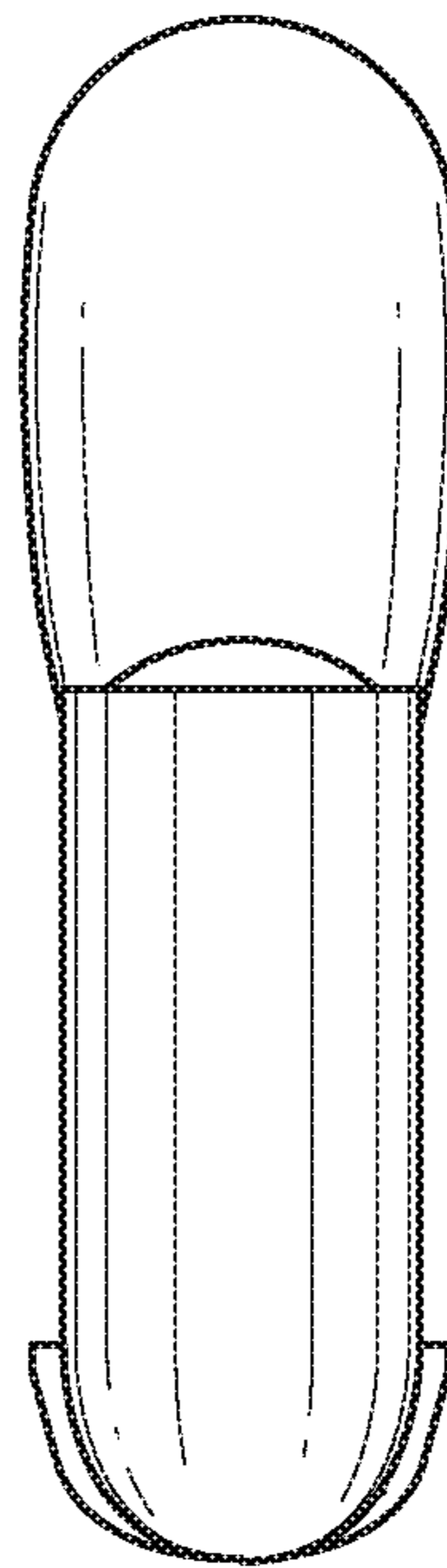


Fig. 7