



US00D871861S

(12) **United States Design Patent** (10) **Patent No.:** **US D871,861 S**
Bortolussi et al. (45) **Date of Patent:** **** Jan. 7, 2020**

(54) **POLE (FOR SUPPORTING PLANTS)**

(71) Applicants: **Claudio Bortolussi**, Fiume Veneto (IT);
Franco Bortolussi, Fiume Veneto (IT)

(72) Inventors: **Claudio Bortolussi**, Fiume Veneto (IT);
Franco Bortolussi, Fiume Veneto (IT)

(**) Term: **15 Years**

(21) Appl. No.: **29/635,765**

(22) Filed: **Feb. 2, 2018**

(30) **Foreign Application Priority Data**

Aug. 3, 2017 (EM) 004131720-0003

(51) **LOC (12) Cl.** **08-01**

(52) **U.S. Cl.**
USPC **D8/1**

(58) **Field of Classification Search**
USPC D8/1, 391; D25/132, 122
CPC E04H 17/12; A01G 17/14; A01G 17/06;
A01G 13/0225

See application file for complete search history.

(56) **References Cited**

U.S. PATENT DOCUMENTS

- 3,286,416 A * 11/1966 Ashworth E04H 12/2215
52/153
- 4,165,582 A * 8/1979 Skaug A01G 17/06
47/44
- D330,599 S * 10/1992 Stagl D25/122
- D343,693 S * 1/1994 Jeffrey D25/131
- D409,057 S * 5/1999 Wagner D8/1
- D413,682 S * 9/1999 Bouchard D25/132
- D415,847 S * 10/1999 Schaefer D25/126
- D420,153 S * 2/2000 Bouchard D25/132

- D429,125 S * 8/2000 Ingleton D8/1
- D436,505 S * 1/2001 Mann D25/131
- D438,648 S * 3/2001 Coulson A01G 17/14
D25/132
- D441,105 S * 4/2001 Cleary D25/132
- 6,434,883 B1 * 8/2002 Martin A01G 17/06
47/46
- D503,645 S * 4/2005 Wirth D10/114.9
- D511,219 S * 11/2005 Cleary D25/119
- D544,966 S * 6/2007 Seiling D25/122
- D666,330 S * 8/2012 Stamper A01G 13/0225
D25/122
- D809,994 S * 2/2018 Braddock, III D12/400
- 2009/0140224 A1 * 6/2009 Ratanasiriwilai E04H 17/12
256/2
- 2014/0145134 A1 * 5/2014 Schaeffer A01G 9/12
256/35

* cited by examiner

Primary Examiner — Sheryl Lane

(74) *Attorney, Agent, or Firm* — Oliff PLC

(57) **CLAIM**

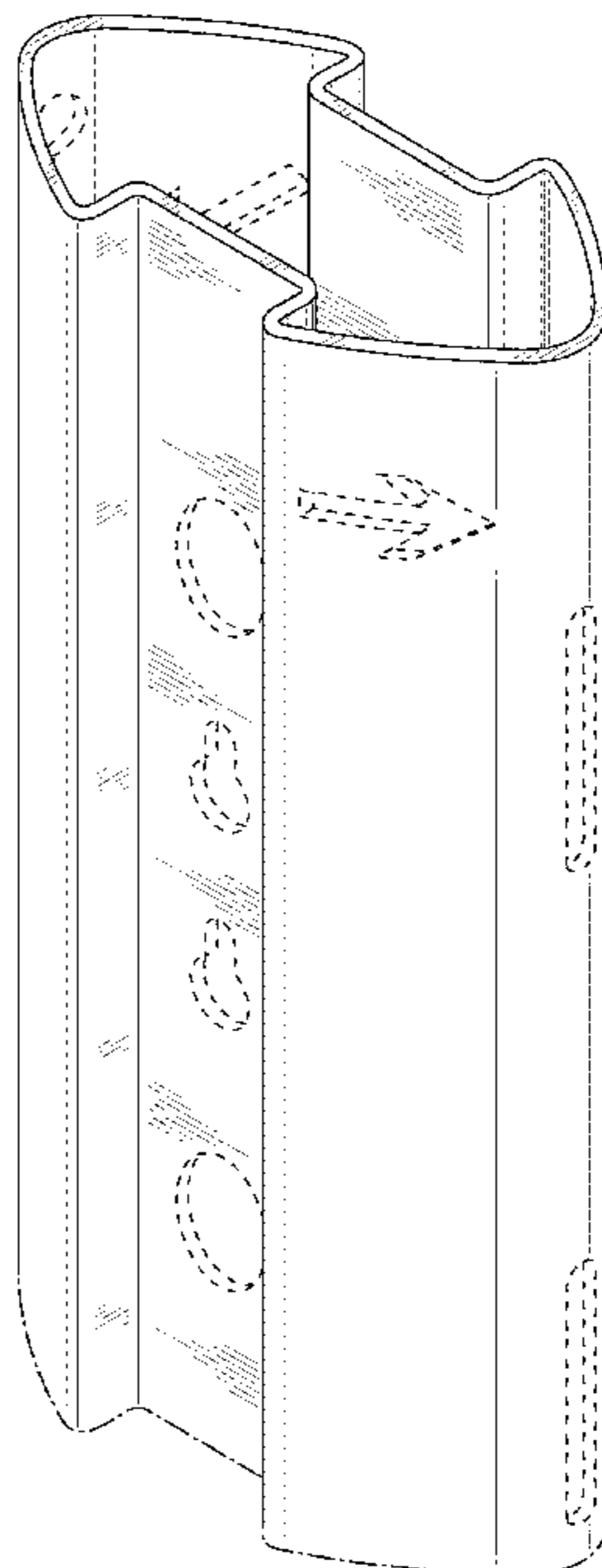
The ornamental design for a pole (for supporting plants), as shown and described.

DESCRIPTION

FIG. 1 is a perspective view of a pole (for supporting plants); FIG. 2 is a front view thereof; FIG. 3 is a rear view thereof; FIG. 4 is a right-side view thereof; FIG. 5 is a left-side view thereof; and, FIG. 6 is a top view thereof.

The broken lines depict unclaimed portions of the pole (for supporting plants) and form no part of the claimed design. The dot-dash chain lines depict a boundary of the claimed subject matter and form no part of the claimed design.

1 Claim, 6 Drawing Sheets



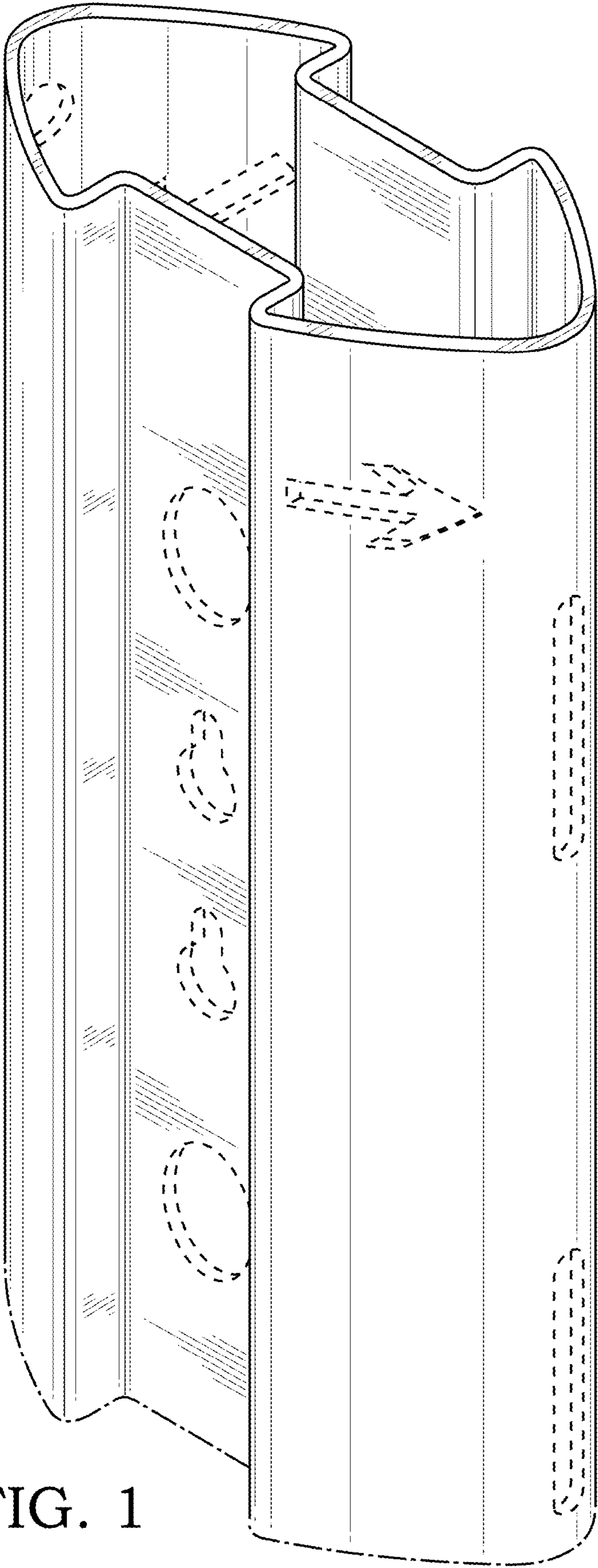


FIG. 1

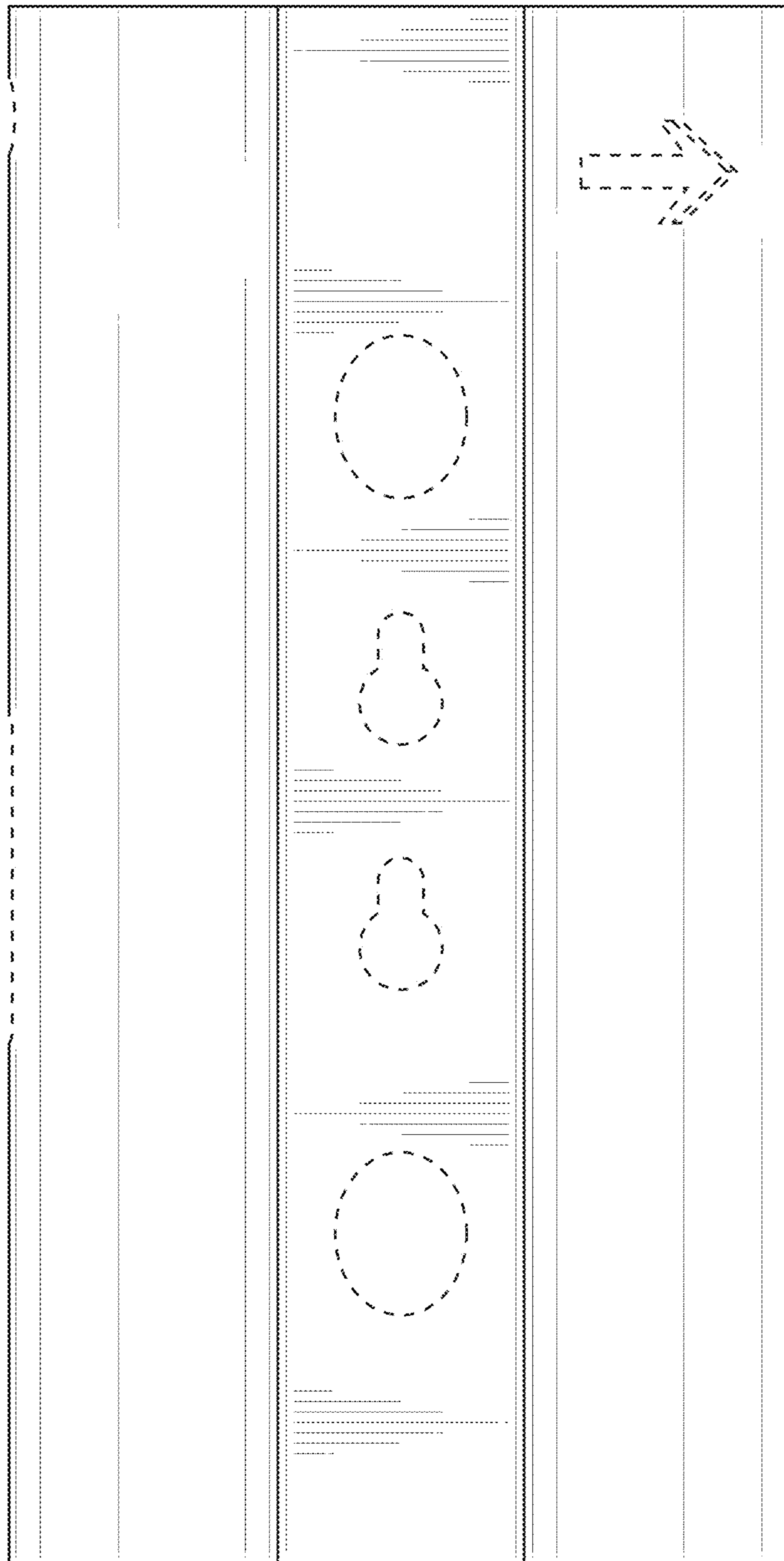


FIG. 2

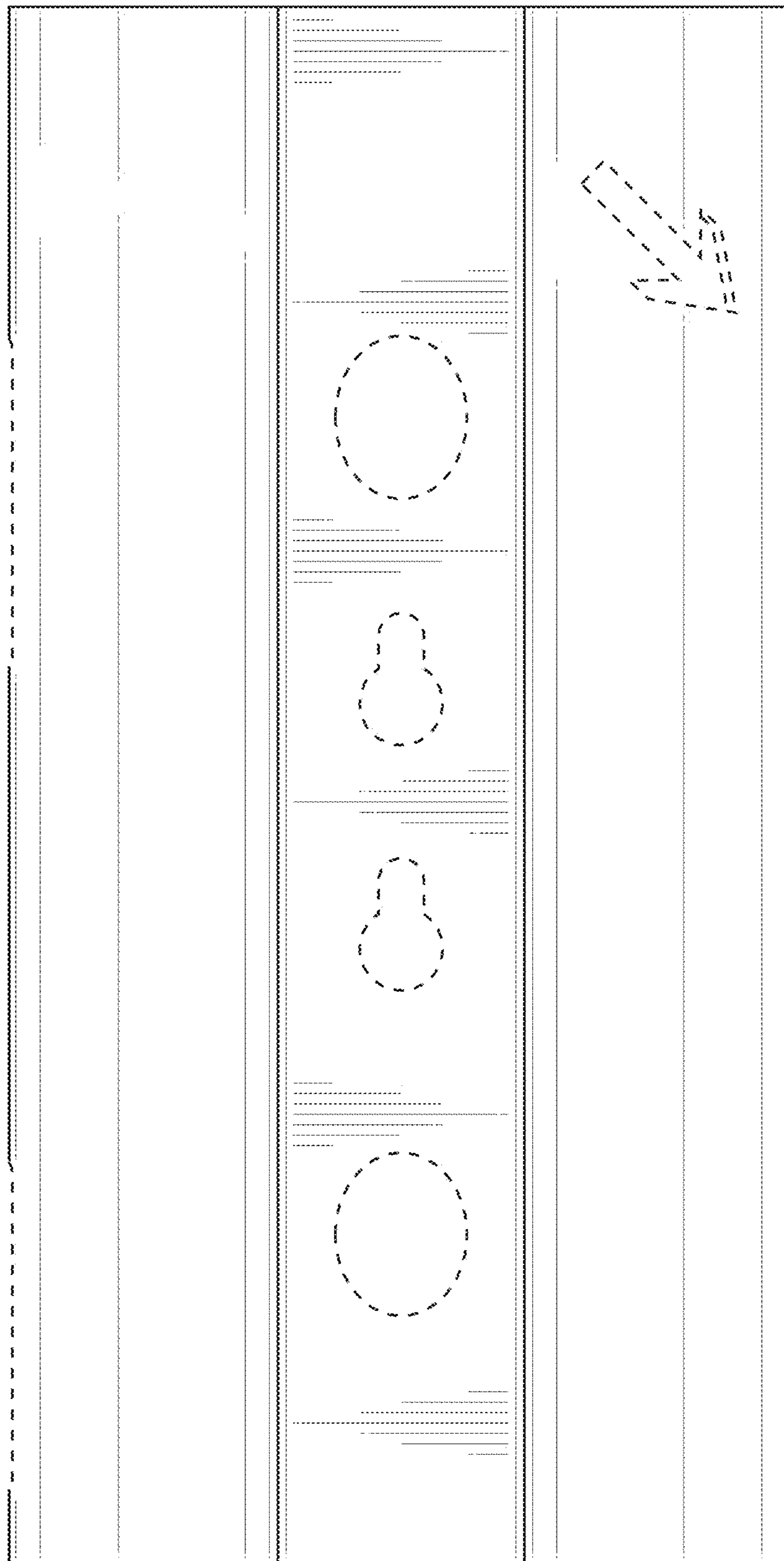


FIG. 3

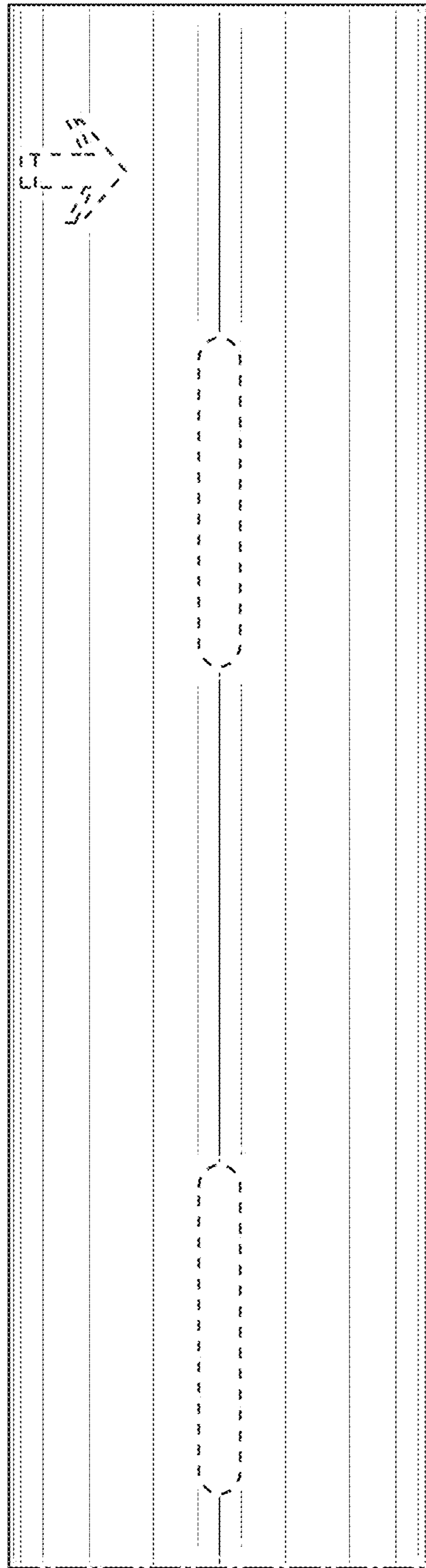


FIG. 4

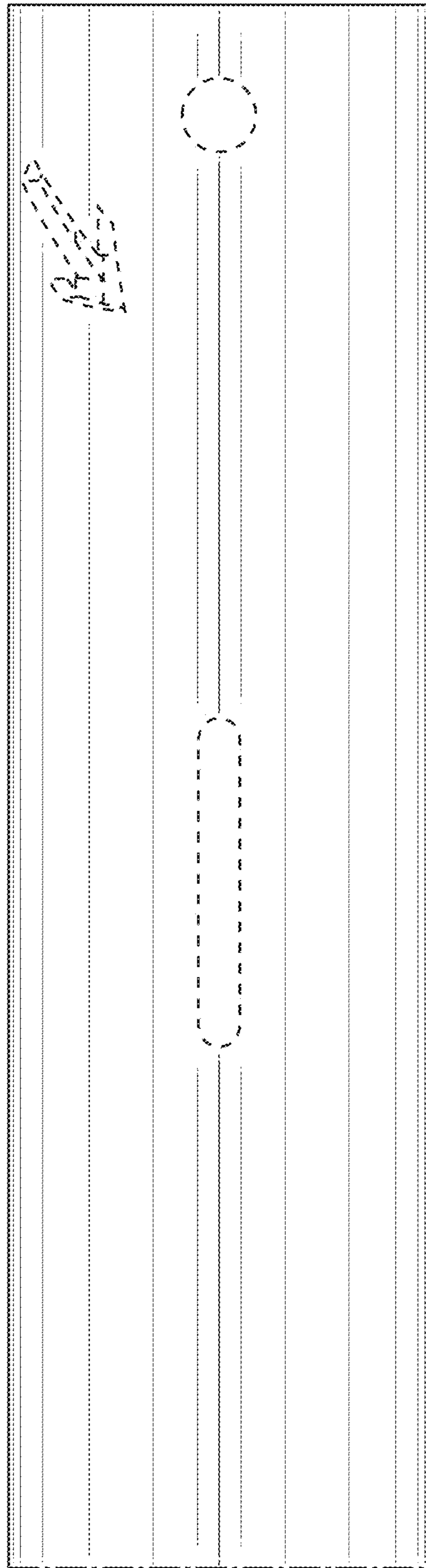


FIG. 5

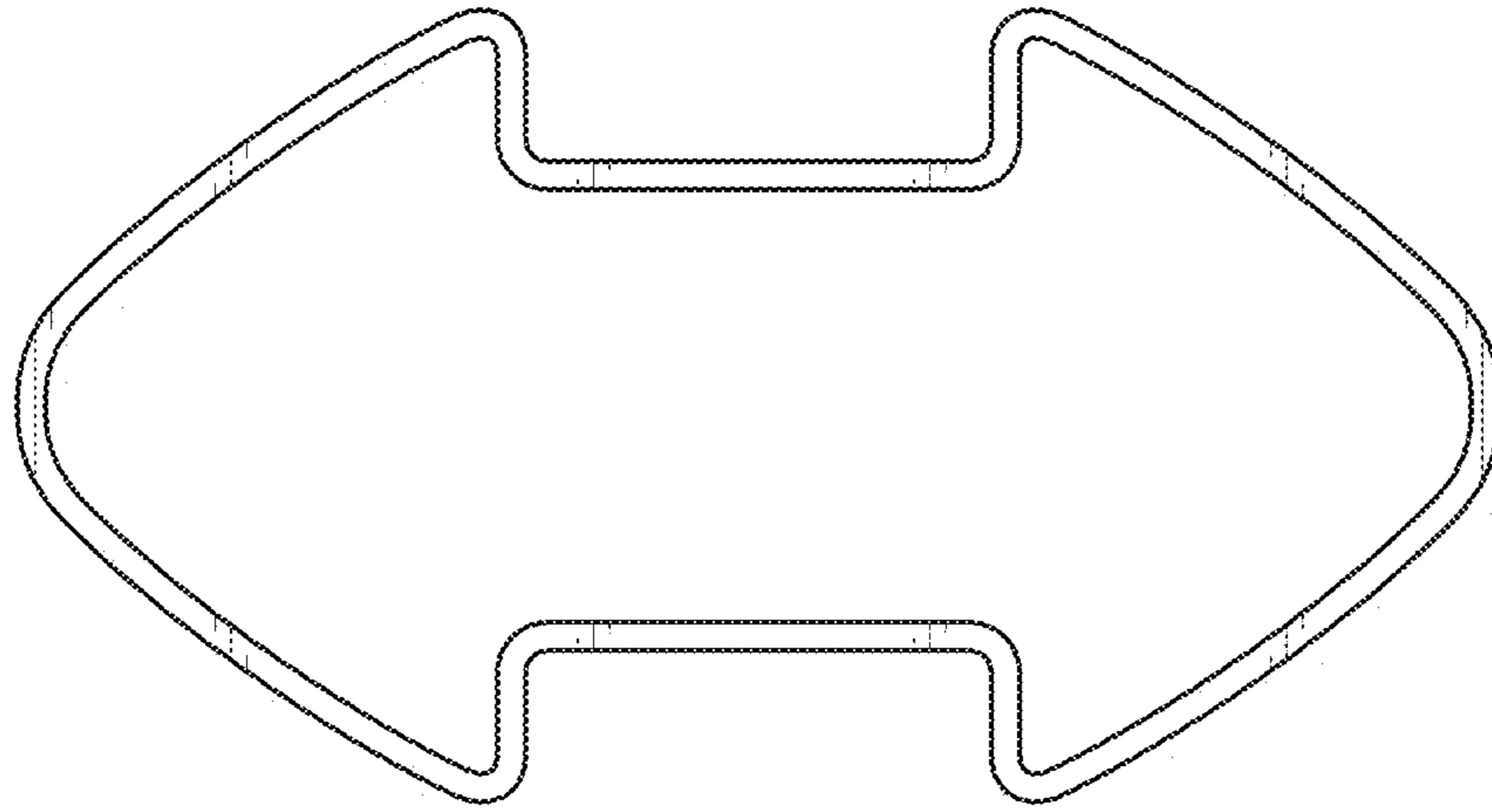


FIG. 6